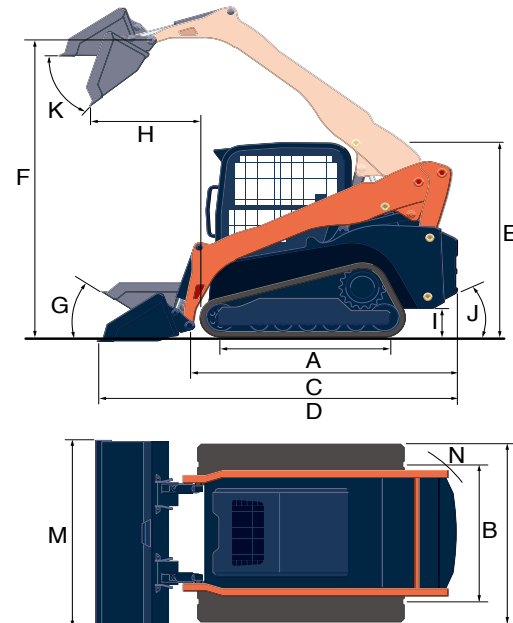


Specifications

Model		SVL97-2		
Type of operator station		Open CAB / Closed CAB		
Engine	Model	V3800-TIEF4		
	Gross HP	HP (kW)/rpm	96.4 (71.9)/2400	
	Displacement	cu.in. (cc)	230.0 (3769)	
	Cylinders	4		
	Bore × Stroke	in.(mm)	3.94 (100) × 4.72 (120)	
	Aspiration	Turbocharged		
Loader Performance	Rated operating capacity-35% tipping load		lbs. (kg)	3200 (1451)
	Tipping load		lbs. (kg)	9143 (4147)
	Breakout force	Bucket	lbs. (kg)	7623 (3458)
		Lift arm	lbs. (kg)	5530 (2509)
	Lift arm path		Vertical	
Undercarriage	Track Width	Standard	in. (mm)	17.7 (450)
	Ground pressure		psi	4.4 / 4.5
	Track rollers (per side)		5	
	Track ground contact length		in. (mm)	65.6 (1667)
	Travel speed	Low	mph (km/h)	5.0 (8.0)
		High	mph (km/h)	7.3 (11.7)
	Traction force		lbs. (kg)	12178 (5524)
Min. ground clearance		in. (mm)	11.5 (293)	
Hydraulic system	Aux. hydraulic flow	Std./High	gpm (ℓ/min.)	23.1 (87.6) / 40.0 (152)
	Aux. hydraulic pressure		psi (kgf/cm²)	3553 (249.8)
	Hydraulic system		gal. (ℓ)	17.96 (68)
Service refill capacities	Hydraulic tank		gal. (ℓ)	10.1 (38.1)
	Fuel tank		gal. (ℓ)	28.8 (109)
	DEF tank		gal. (ℓ)	3.4 (13.0)
	Operating weight (Includes operator weight 165lbs.)		lbs. (kg)	11277 (5115) / 11552 (5240)

Working range

A	Length of track on ground	in. (mm)	65.6 (1667)	
B	Track gauge	in. (mm)	59.5 (1512)	
C	Length w/o bucket	in. (mm)	123.5 (3137)	
D	Length w/bucket on ground	in. (mm)	154.6 (3929)	
E	Height to top of cab	in. (mm)	83.3 (2116)	
F	Bucket hinge pin height at max. lift	in. (mm)	128.5 (3264)	
G	Rollback angle at carry position	degree	27	
H	Reach at max. lift and dump	in. (mm)	40.7 (1035)	
I	Ground clearance	in. (mm)	11.5 (293)	
J	Departure angle	degree	31	
K	Max. dump angle	degree	43	
L	Vehicle width	Narrow Track / Std Track	in. (mm)	77.2 (1962)
M	Width with bucket	in. (mm)	80 (2032)	
N	Turning radius from center-machine rear	in. (mm)	127 (3220)	



Kubota Canada Ltd. reserves the right to change the stated specifications without notice. This brochure is for descriptive purposes only and reasonable efforts were used to set forth the contained information; some items shown may be optional and some products shown may not be available at all dealerships. Kubota disclaims all representations and warranties, express or implied, or any liability from the use of this brochure. For complete warranty, safety and product information, consult your local Kubota dealer and the operator's manual. Power (HP/KW) and other specifications are based on various standards or recommended practices. For your safety, Kubota strongly recommends the use of a Rollover Protective Structure (ROPS) and seat belt in almost all applications. This brochure is intended for Canada only. For information regarding Kubota products or services outside these areas, see Kubota Corporation's global web site. Kubota does not provide parts, warranty or service for any Product which is re-sold or retailed in any country other than the country for which the Product(s) were designed or manufactured.



©2022 Kubota Corporation



KUBOTA MAINTENANCE PACKAGE

Keep your equipments at its best. Get a scheduled maintenance plan at your local Kubota dealer and Kubota will take care of the rest!

- ✓ Reduce down time
- ✓ Proactively service your unit
- ✓ Increase resale value
- ✓ Reduce cost of ownership

Kubota Genuine Parts for maximum performance, durability and safety

KUBOTA CANADA LTD.

Head Office:
1155 Kubota Drive, Pickering, Ontario L1X 0H4, Canada
TEL: (905) 294-7477

Visit our web site at: www.kubota.ca



For Earth, For Life
Kubota

SVL

KUBOTA COMPACT TRACK LOADER SVL97-2

Kubota's new Compact Track Loader delivers the power and comfort you need to achieve extraordinary levels of performance and productivity.



Need more productivity? Put the all-new Kubota Compact Track Loader to work for you.

Kubota, a trusted and world-leading manufacturer of construction equipment, is proud to introduce the new SVL97-2 Compact Track Loader. The new Compact Track Loader delivers superior bucket breakout force and lifting capacity, outstanding stability, a wide and comfortable operator area, and much more. When it comes to high performance, reliability and comfort, the road leads to Kubota.

HIGHER RELIABILITY

With the excellent work performance you have come to expect from Kubota, the All New SVL97's added features help to increase reliability and mitigate the risk of downtime in the field.

Kubota Telematics

Standard Kubota telematics solution connects your Kubota equipment to the tools you use. Get critical information like accumulated hours, fuel level, location, temperatures, and more. KubotaNOW gives you the right information, when and where you need it.

Powerful Kubota Engine

The powerful and reliable Kubota-built engine gets the job done quickly and easily with 96.4 hp*. * Engine HP Gross (SAE J 1995)

Rear-view Camera

The standard rear view camera allows for better rear visibility on the job site for improved safety and agility. The rear view can be set to display constantly or only when the machine is going in reverse.



COMPACT TRACK LOADER SVL97-2

Engine gross horsepower (SAE J 1995): 96.4 HP (71.9 kW)
Rated operating capacity (35% of tipping load) : 3200 lbs (1451 kg)
Bucket breakout force : 7623 lbs (3458 kg)
Operating weight (open cab, including operator weight 165 lbs) : 11277 lbs (5115 kg)

PERFORMANCE



Kubota Unique Vertical Lift Design

High Bucket Hinge Pin Height

Kubota's unique vertical lift is designed to deliver an exceptionally long reach of 40.7 inches. In addition, the tip of the arm is optimally shaped for a tall hinge pin height of 128.5 inches for easy dumping into trucks.

Standard Self-leveling Function

This feature helps keep the bucket or fork in a horizontal position without the need to manually adjust the angle during lifting.

Travel Performance

Standard Two-speed Travel

Shift from low gear at 5.0 mph to high gear at 7.3 mph to get the job done faster.

Pilot Valve with Shuttle Piston

This ensures consistent oil flow which improves stability when going straight.

Higher Ground Clearance

A high ground clearance of 11.5 inches lets you travel over large obstacles with ease.

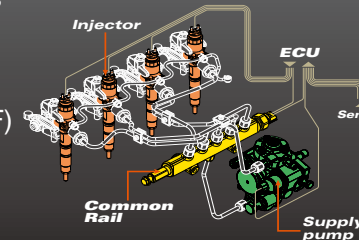
Strong Traction Force

Kubota's original track lug design gives you more grip and a stronger traction force of 12178 lbs.

Kubota Engine

Common Rail System and Diesel Particulate Filter (DPF) Muffler

The Common Rail System (CRS) electronically controls the fuel injection timing and amount in stages rather than all at once for optimal combustion; resulting in greater efficiency, better fuel economy and less engine noise. The combination of Exhaust Gas Re-circulation (EGR) and Diesel Particulate Filter (DPF) reduces the emissions making the SVL97-2 engine Tier IV certified.



Electronic Travel Torque Management

Electronic Travel Torque Management System lets you work faster with more power. The ECU constantly monitors the

load of the machine to optimally control hydraulic pump output according to the load, preventing engine stalls for smoother operation even under severe conditions.

Automatic Regeneration System

Kubota's original automatic regeneration system automatically burns accumulated particulate matter (soot) in the DPF muffler to keep the muffler clean for longer operation. For operational and safety reasons, automatic regeneration can be turned off with the inhibit switch when Compact Track Loader is operating in areas that are near people, animals, and flammable materials.



Powerful Hydraulic System

Powerful Control Valve System

The SVL97-2 features a new Load Sensing System and improved control valve to provide even more powerful pushing and driving forces, even for combined attachment operations. Plenty of power to travel on slopes and handle attachment work also means you'll get the job done faster.

Adjustable Maximum Oil Flow Control

Quick and easy 5 modes of the AUX flow ensures the optimal flow rate for every job you do. Adjustable Maximum Oil Flow Control is available only for high flow.



OPERATOR COMFORT

Comfortable Cab

Wider Cab Entrance

A wider entrance makes it easier to get in and out.

Wide And Clean Cab

The spacious interior minimizes fatigue even during long work hours.

Wide Leg Room

The cab provides ample leg room to reduce operator fatigue.

Easy-clean Floor Mat and Drain Outlet

The soft rubber floor mat is easy to remove and clean. And with the built-in drain outlet, the mat can be washed in the cab.

High-back Full Suspension Seat

The standard suspension seat offers outstanding comfort. (Air Suspension seat is optional)

LED Work Lights (option)

Optional front LED work lights are available for a more efficient and safer work during the night and in any low light condition.

Arm Rest

The spacious cab also includes ergonomically placed arm rests on the right and left sides of the seat to minimize

operator fatigue. The arm rests have been designed to increase operator space.

Radio Ready (Option)

The SVL97-2 Factory Closed cab now comes prewired with speakers already installed, all that needs to be added is the radio.



Excellent 360 Visibility

The edge of the bucket can be seen from the seat. Improved visibility translates to better productivity at the job.

Hand/Dial and Foot Throttle

The SVL97-2' dial and foot throttle both allow you to match the engine speed to the task. The hand/dial throttle is ideal for jobs requiring constant engine speed such as cold planing, trenching or snow blowing. The foot throttle lets the operator vary engine speed for other applications.



Pressurized Cab

The cab is pressurized to keep dust, flying debris, and insects away to enhance comfort on the job. Furthermore, noise is kept down to let you work for long hours with minimal fatigue.

Optimized Air Conditioning

Thanks to improved vents, the climate control system provides an optimized airflow for outstanding cooling and heating performance—and supreme operator comfort—all year round.



Easy-open Sliding Windows

The sliding front door can be opened regardless of the position of bucket or attachment; allowing you to get in or out in difficult situations and also work with the front door open. It is an added benefit when hooking up attachments, improving the visibility and safety.

The sliding side windows are split in the middle and can be opened separately from the front or rear.



SERVICE

Easy Maintenance

Routine Checks

Simply open the rear bonnet to access all components for daily routine inspections.

Slide-and-tilt Radiator and Oil Cooler

The radiator can be tilted for easy cleaning.




DEF Tank Cover

The DEF tank has been equipped with a Kubota genuine lockable cover to prevent diesel fuel from mistakenly being poured into the tank.




Tilt-up Cab

The cab can be tilted 72° without having to lift the arm, allowing easy access to the hydraulic pumps, valves, lines and hydraulic tank.



Diesel Particulate Filter (DPF) and Selective Catalytic Reduction (SCR)

The Diesel Particulate Filter and Selective Catalytic Reduction meet the latest Tier4 diesel emissions regulation by collecting particulate matter (PM) and NOx from exhaust gas for cleaner exhaust emissions.



- A. Dual Element Air Cleaner
- B. Fuel Filter
- C. Water Separator
- D. Maintenance-Free Battery
- E. Coolant
- F. Slide-and-tilt Radiator
- G. DEF tank

Impressive Durability

1. Welded, Integrated Mainframe and Undercarriage


The undercarriage forms an integral part of the main frame for maximum durability.

2. Kubota Original Rubber Tracks

Kubota's original rubber tracks offer outstanding durability and long-life performance. Furthermore, Kubota's original lug pattern prevents soil from accumulating and improves traction force.

3. Triple Flange Lower Track Rollers

A highly reliable triple flange design not only minimizes the risk of detracking, but improves stability as well. They are lifetime sealed and lubricated.



1

2

3

VERSATILITY

With a wide variety of attachments available, Kubota Compact Track Loaders are the most versatile machine on your jobsite.

High-flow Hydraulics (Option)

Having high flow increases the hydraulic muscle for attachments that need more hydraulic horsepower. With this option auxiliary hydraulic flow increases to 40 gpm. The coupler manifold includes both 1/2" and 3/4" couplers.

Aux. Hydraulic Flow

	Std.	23.1 gpm (87.6 lpm)
SVL97-2	High	40 gpm (152 lpm)



Quick Coupler


An optional hydraulic quick coupler is available. You can attach or remove attachments using a switch without leaving the seat.



Multi-function levers

The multi-function levers provide fingertip control of all major vehicle and attachment operations, letting you keep both hands on the levers at all times for optimal operating efficiency.

Left Control Lever



- A. Horn
- B. -Not used-
- C. AUX1
- D. AUX3 or Turn Signal
- E. Travel Speed

Right Control Lever



- F. Proportional AUX Switch
- G. AUX Hold Switch
- H. AUX2
- I. AUX Mode Change
- J. Float Switch

ATTACHMENT

Auger



Grapple Bucket



Cold Planer



Pallet Fork



Hopper Broom



Snow Blower



Heavy Duty Bucket

Rotary Cutter

Tree Puller

3-pt Hitch Adapter

Breaker

Rotary Tiller

4-in-1 Bucket

Snow Blade



EQUIPMENT

STANDARD EQUIPMENT

- Open CAB (ROPS / FOPS Level 1)
- Top / Rear window
- Suspension seat
- 2" Retractable seat belt
- Operator presence control
- Pull down arm rest
- Hand/Dial and Foot throttle
- 12V electric outlet
- Horn
- Lockable fuel cap
- Rear-view Camera
- Backup alarm
- Telematics
- Halogen Working lights (Front 2 / Rear 2)
- Glow plug
- Mechanical quick coupler
- Loader arm float function
- Bucket self-leveling (up only)
- Wet disc parking brakes
- Two-speed travel
- Rubber crawler 17.7" (450mm)

OPTIONAL EQUIPMENT

- Closed CAB (w/ air conditioning)
- Additional CCV Heater
- High-flow hydraulics (1/2" and 3/4" couplers for both models)*
- Adjustable maximum oil flow*
- 14-pin coupler for attachments
- Radio Ready*
- Air ride suspension seat
- 3" Retractable seat belt
- Rear bonnet lock Kit
- Rear view mirror
- Hydraulic quick coupler*
- Strobe light
- Beacon light
- Working Lights (LED)
- Engine block heater
- Radiator screen
- Oil Cooler
- ...and much more.

*Factory Option

Stay connected with KubotaNOW

KubotaNOW telematics gives you the right information, when and where you need it. To access KubotaNOW telematics information, download the myKubota app and stay connected to your Kubota machine. Get information like hours, fuel level, location, temperatures, error codes, and more.