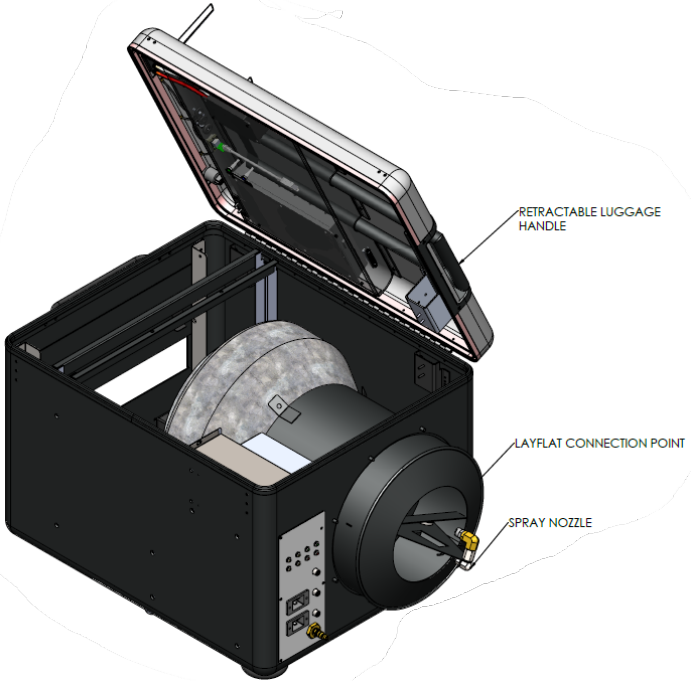
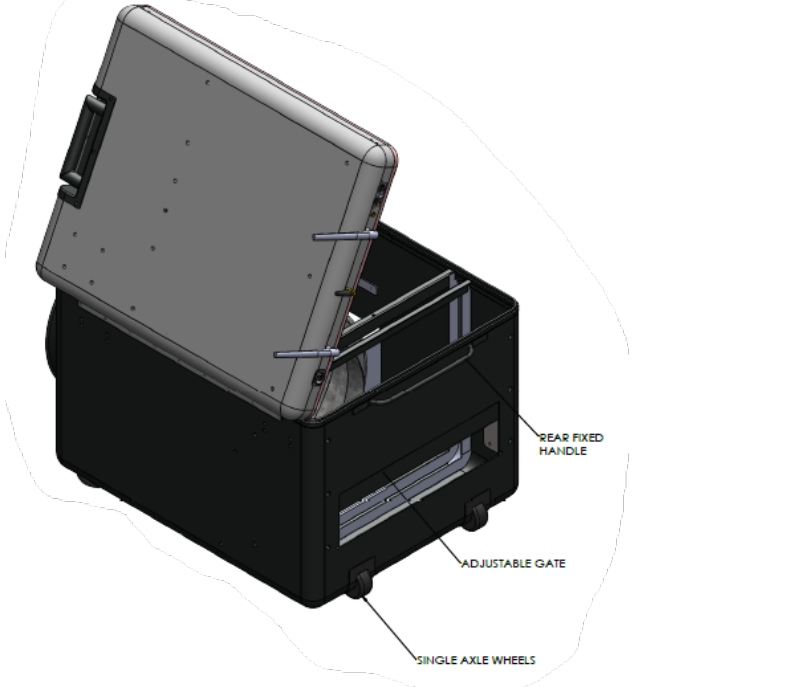
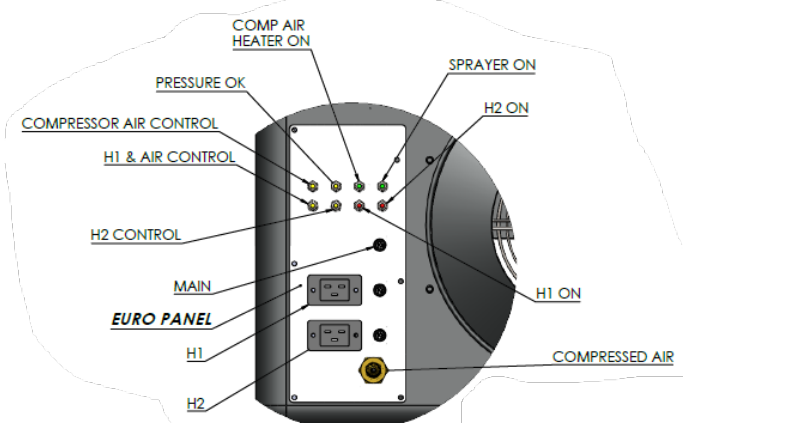


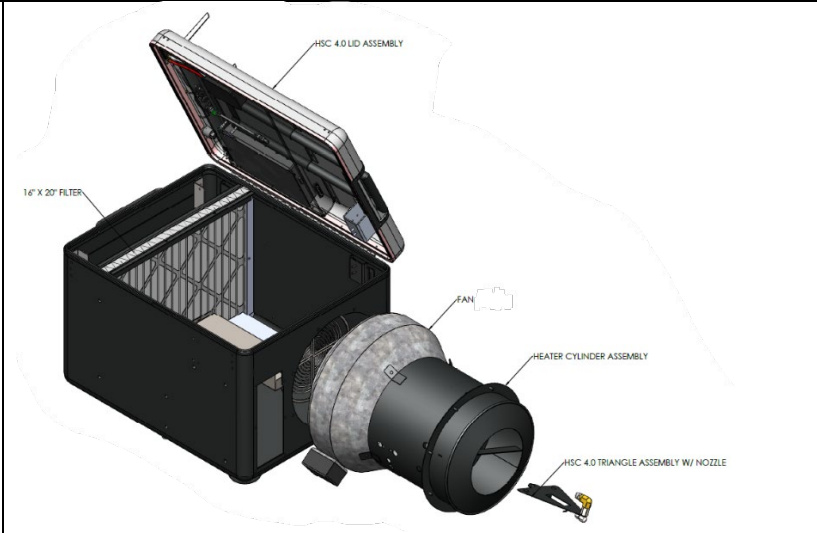
# Euroseal 4.0 Equipment Overview

## EQUIPMENT OVERVIEW

TABLE 3: MAJOR COMPONENTS

Assembly	Image
<b>Exterior</b>	
Nozzle Assembly Connection Point (Only for rolling on flat surfaces - not intended for stairs)	
Air Outlet Layflat Connection Point	
Luggage Handle	
Rear/Fixed Carrying Handle	
Single Axle Wheels	
<b>Exterior Rear</b>	
Rear fixed handle	
Adjustable inlet gate	

Assembly	Image
<p>Single Axle Wheels</p>	
<b>Front</b>	
<p>Amber - Relay Lights</p> <p>Green &amp; Red - Component/Energized Lights</p> <p>15A Popper/Breaks</p> <p>Power Connections</p> <p>Main Power Indicator LED = 3 amps</p> <p>Main + H1 = 10 amps (A)</p> <p>H2=6.5A</p>	
<b>Interior</b>	
<p>Filter</p>	
<p>Fan</p>	
<p>Heater Cylinder Assembly</p>	

Assembly	Image
Triangle Assembly with Nozzle	

Lid
WiFi-iOT-IO control board
WiFi-iOT-IO control board connection
Main Power Indicator Lights (Blue)
Internet Status (Green/Flashing when actively communicating)
USB-B Bulkhead Laptop Cable Connector (Backup to wireless connections)
WiFi Antenna (2)
LTE/GMS Network Antenna
Humidity Sensor
Temperature Sensor
Outside Pressure Reference
Reference Pressure Port
Duct Pressure Port (Blue Tube Connection)
Negative Fanbox Pressure Port Manometer

