



# Technical Bulletin for Duct Sealing with Aeroseal®

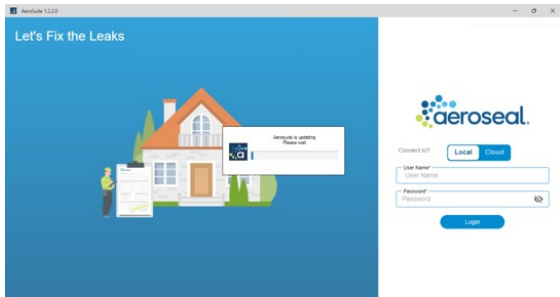
## DEALER ALERT

### Optim Tech Software Upgrade for Clean Seal Dealers

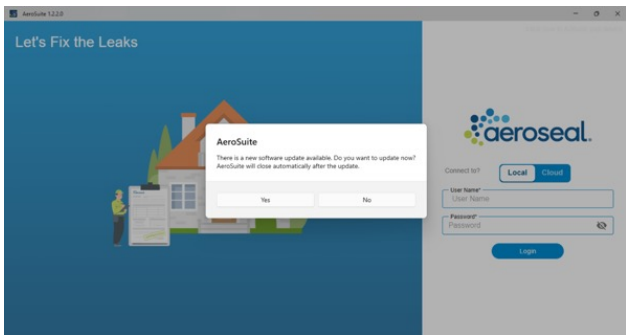
Number: 2025-001 | Date: January 2025 | Category: Announcement

#### DEALER ACTIONS

#### Steps to Launch Optim Tech Software

Step	Action
1	Open AeroSuite.
2	<p>In the upper left corner, check the software version number. If the version number is 1.4.0.2 or higher, proceed to <b>Step 7</b>. If the version is 1.4.0.1 or lower, proceed to the next step.</p> 
3	Connect the laptop to the internet. Do not connect using a mobile hotspot.

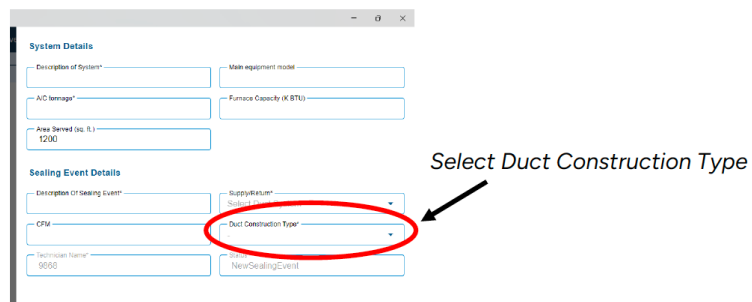
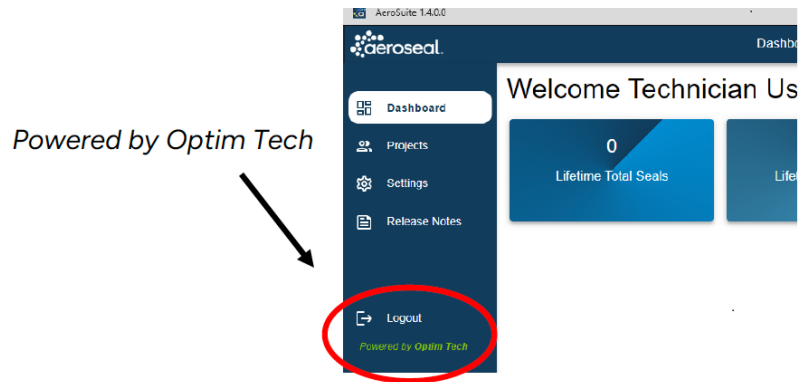
Continued on Page 2

Step	Action
<p><b>4</b></p>	<p>A. If the prompt to update displays, proceed to Step 5.</p> <p>B. If no prompt displays and the AeroSuite version in the upper left corner is 1.4.0.2 is complete. Proceed to Step 7.</p> 
<p><b>5</b></p>	<p>When prompted, select <b>Yes</b> to update the software. AeroSuite will close.</p>
<p><b>6</b></p>	<p>Reopen AeroSuite and confirm the software version is 1.4.0.2 or above.</p>
<p><b>7</b></p>	<p>Log into AeroSuite and click <b>Sync</b> to finish the update.</p>
<p><b>8</b></p>	<p>Restart AeroSuite and log in to view the changes. A notice about Optim Tech displays. <b>Powered by Optim Tech</b> is visible on the bottom left corner of the screen below the logout button.</p>

Continued on Page 3

## WHAT TO LOOK FOR

After the update is installed, you'll see that "Powered by Optim Tech" is added to the bottom of the screen.



Users no longer need to choose the maximum duct pressure. Simply select the duct construction type from the dropdown and the new software automatically sets the duct pressure.

## CONTACT US

If you have any questions about the software update, please contact **Technical Support** at 866-534-3999.