

### Point-of-Use Models

#### Standards

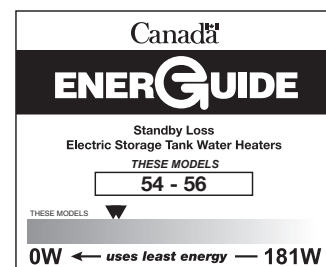
- Meet CSA 22.2 construction standards
- Meet or exceed NRCan energy efficiency standards

#### Benefits

- Uniform thickness of insulating foam or fiberglass keeps water warmer for longer periods
- Safety valve protects the tank against the damaging effects of excess temperature and pressure (*provided, not installed on 130E model*)
- Factory-installed 3/4" NPT dielectric connections
- Automatic temperature control with adjustable thermostat
- Easy-to-replace CSA approved bolt-on immersion elements
- Tank is glass-lined with a blue cobalt enamel enriched with zircon fused to special steel at 1,600°F (871°C).
- High-quality magnesium anode
- Secure drain valve for easy drainage (on certain models only)

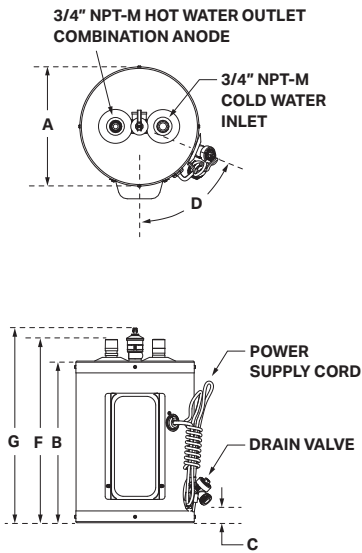
#### Warranty

- 6-year warranty against inner tank leakage
- 1-year warranty on parts

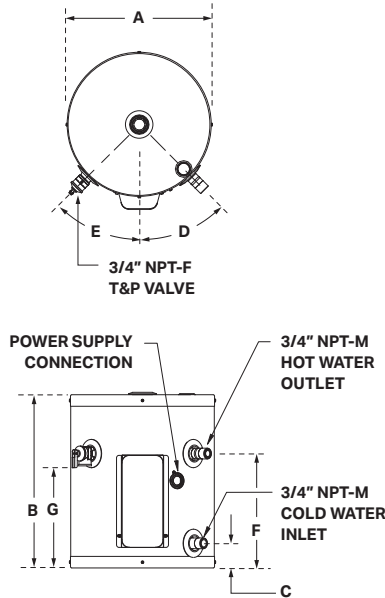


### Point-of-Use Models

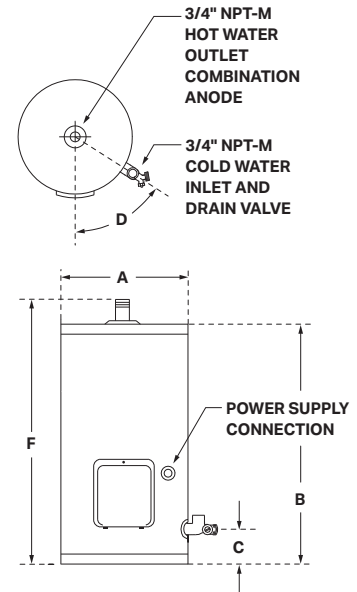
**103ETE Model**



**106SEO | 112SEO | 119SEO1 Models**



**130E Model**



#### SPECIFICATIONS

Model	Storage Capacity			Input watts	Voltage volts	Standby Loss watts	Plumbing Connections	Warranty Tank / Parts years
	US gal.	Liters	IMP gal.					
103ETE-1R3N	2,5	10	2	1,500	120	-	3/4" NPT	6 / 1
106SEO-1R5M	6	23	5	1,500	120	-	3/4" NPT	6 / 1
106SEO-3R5M	6	23	5	3,000 / 2,250	240 / 208	-	3/4" NPT	6 / 1
112SEO-1R5M	12	45	10	1,500	120	-	3/4" NPT	6 / 1
112SEO-3R5M	12	45	10	3,000 / 2,250	240 / 208	-	3/4" NPT	6 / 1
119SEO1-1R5M	19	72	16	1,500	120	54	3/4" NPT	6 / 1
119SEO1-3R5M	19	72	16	3,000 / 2,250	240 / 208	54	3/4" NPT	6 / 1
130E-1R7N	26	100	22	1,500	120	56	3/4" NPT	6 / 1
130E-3R7N	26	100	22	3,000 / 2,250	240 / 208	56	3/4" NPT	6 / 1

#### DIMENSIONS

Model	A	B	C	D	E	F	G	Estimated Shipping Weight lb (kg)
	in (cm)	in (cm)	in (cm)			in (cm)	in (cm)	
103ETE	10 (25)	13 3/4 (35)	2 (5)	68,4°	-	15 5/8 (40)	16 1/2 (42)	22 (10)
106SEO	14 (36)	16 7/8 (43)	2 5/8 (7)	45°	45°	11 3/8 (20)	10 1/8 (26)	35 (16)
112SEO	16 (41)	22 3/8 (57)	2 5/8 (7)	45°	45°	16 3/8 (42)	15 1/4 (39)	52 (24)
119SEO1	18 1/4 (46)	27 3/4 (70)	2 5/8 (7)	45°	45°	20 5/8 (52)	19 3/8 (49)	70 (32)
130E	18 1/4 (46)	42 1/2 (108)	2 1/4 (6)	58°	-	43 3/4 (111)	-	90 (41)