


# CLOSE IN

dining chair

BePureHome



## - MOUNTING INSTRUCTIONS -

NL: Tip bij harde vloeren: Plaats viltglijders onder de poten. Dit voorkomt beschadiging aan harde vloeren.

UK: Tip for hard floors: Place felt glides under the legs. This prevents damage to hard floors.

DE: Tipp für harte Böden: Ort Filzgleiter unter den Beinen. Dies verhindert Schäden an harten Böden.

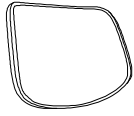
FR: Conseil pour les sols durs : Placez des patins en feutre sous les jambes. Cela évite d'endommager les sols durs.

1/2



# CLOSE IN

dining chair



A - 1 Pcs



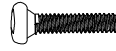
B - 1 Pcs



C - 1 Pcs



D - 1 Pcs



E - 6 Pcs  
6x35mm



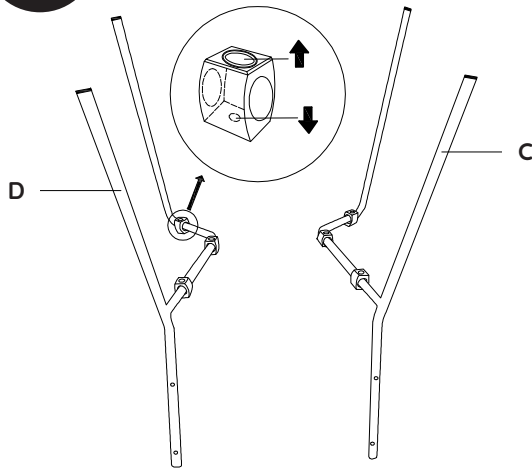
F - 4 Pcs  
6x25mm



M4

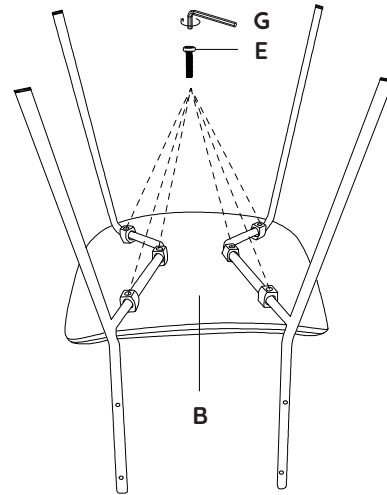
G - 1 Pcs

1



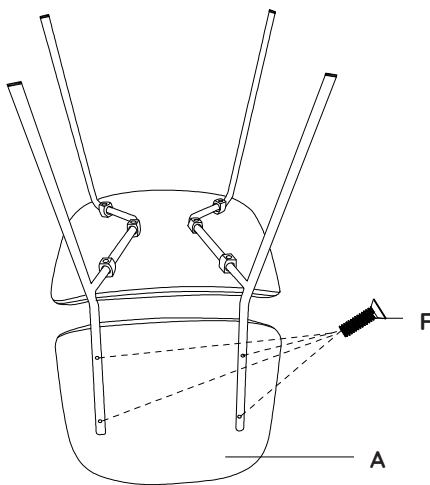
2

Ex6 Gx1

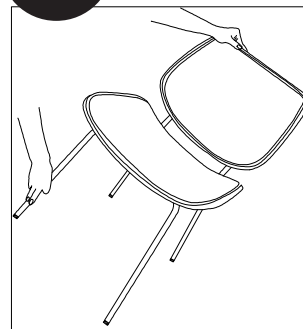


3

Fx4



4



NL Opmerking: als de voet ongelijk is, druk dan op de rechervoet.

EN Note: if the foot is uneven, press the right foot.

