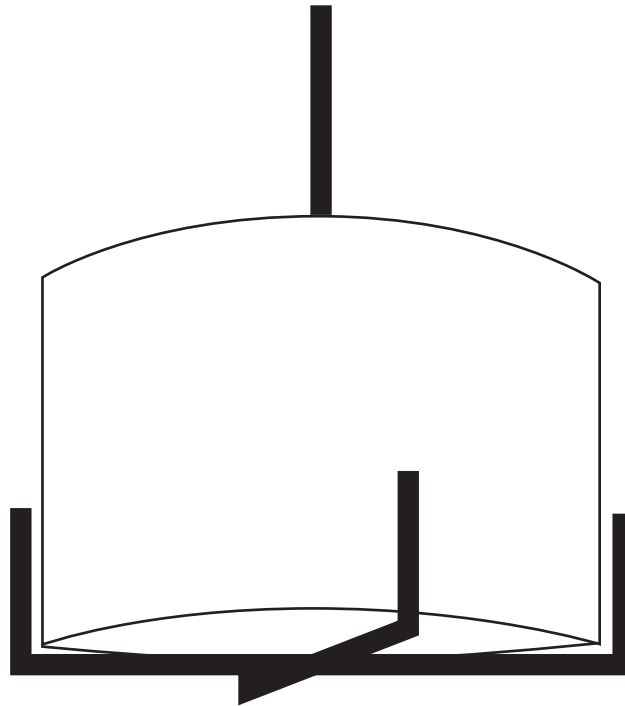


HOLLY

hanging lamp



ATTENTION: READ THE MANUAL CAREFULLY BEFORE INSTALLING THE LAMP

Rated power E 14, Max. 25W

WARNING


1. The installation work should only be performed by qualified electricians.
2. Ensure the lamp is disconnected from mains power before installation.
3. Make sure the lamp is securely supported.
4. Just for indoor use.

IMPORTANT:

1. Wear gloves during installation. Avoid scratching the lamp surface
2. Do not install the lamp on a damp or damaged ceiling.
3. Ensure that the electrical supply complies with the type stated on rating label.
4. Used lighting source shall be of suitable model and wattage
5. Avoid touching the shade and bulb when the lamp is working
6. Please cut off power and let the bulb and shade cool down before replacing the bulb.
7. Please use dry cloth to clean the lamp.
8. If the external flexible cable or cord of this luminaire is damaged, it shall be exclusively replaced by the manufacturer or his service agent or a similar qualified person in order to avoid a hazard.

HOLLY

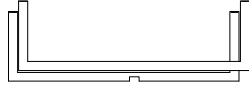
hanging lamp




A - 1 PCS



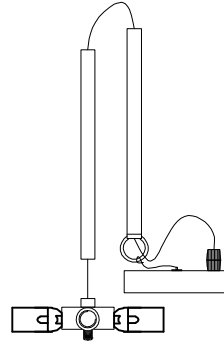
B - 2 PCS



C - 2 PCS



D - 1 PCS



E - 1 PCS

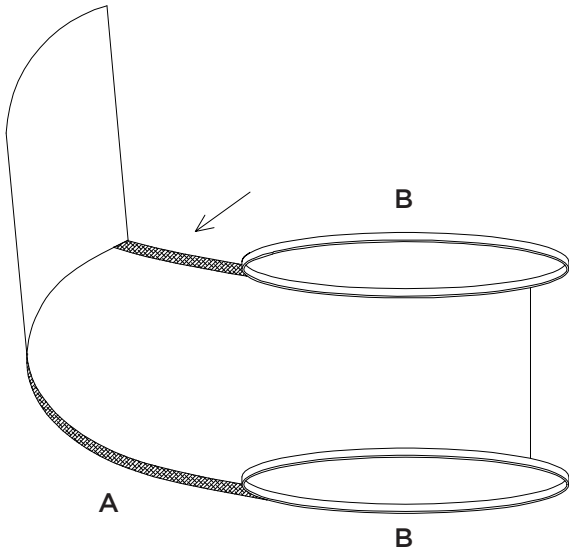


F - 2 PCS

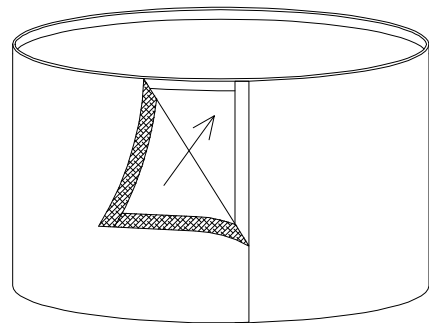


G - 1 PCS

1

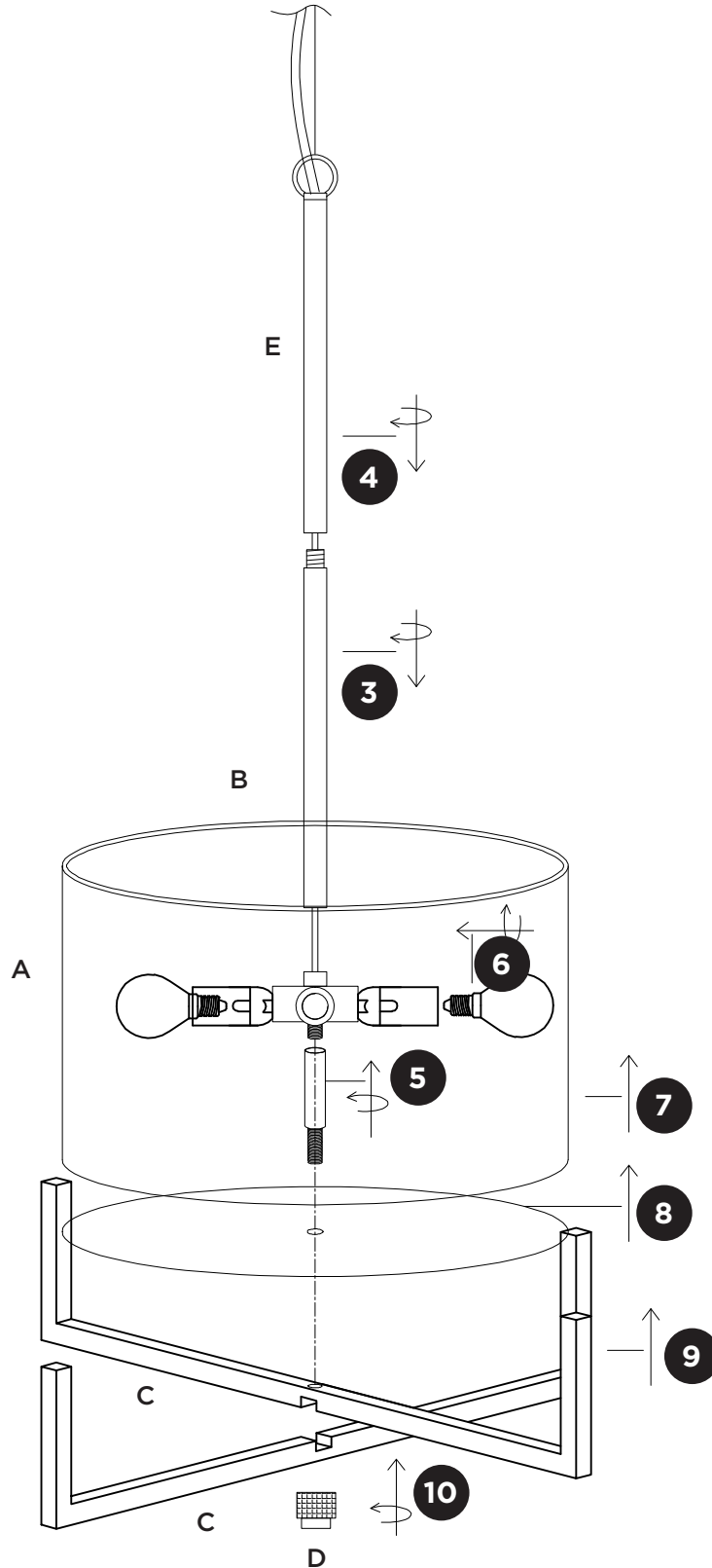


2



HOLLY

hanging lamp



HOLLY

hanging lamp

