

# SAMSUNG

# Product Guide

## 3200 Series Laundry

WA45T3200AW - Washer

DVE45T3200W - Electric Dryer

DVG45T3200W - Gas Dryer

Available in White



# Table of Contents

## WA45T3200AW – Top Load Washer

### Product Overview

Product Overview 4

Carousel Image Order 5

### Product Messaging

Features and Benefits 7

### Product Specs

Related Products 11

Spec Sheet 12

Energy Guide and User Manual 13

**Feature Icons 15**

## DVE45T3200W – Top Load Electric Dryer

## DVG45T3200W – Top Load Gas Dryer

### Product Overview

Product Overview 17

Carousel Image Order 18

### Product Messaging

Features and Benefits 20

### Product Specs

Related Products 24

Spec Sheet 25

User Manual 26

**Feature Icons 28**

# Product Overview

---

**WA45T3200AW – 4.5 cu. ft. Capacity Top Load Washer  
with Vibration Reduction Technology+**

# Product Overview

## Product Title

4.5 cu. ft. Capacity Top Load Washer with Vibration Reduction Technology+

## Product Short Description (115 Characters)

Samsung's Top Load washer offers Vibration Reduction Technology+ and Self Clean to eliminate bacteria from the drum.

## Product Long Description (254 Characters)

Samsung's Large 4.5 cu. ft. Capacity Top Load washer fits more in every load and cuts down on laundry time. It is equipped with Vibration Reduction Technology+ to reduce noise for quiet washing and features Self Clean to eliminate bacteria from the drum.

## Available Color



## White

Model Number: WA45T3200AW

UPC: 887276428536



# Carousel Image Order

## Easy Ads links

Retail.com: <https://dam.gettyimages.com/p/z0c3461/external?q=tags.strict%3A%22pr658892662%22>

Samsung.com: <https://dam.gettyimages.com/p/z0c3461/external?q=tags.strict%3A%22pr658892801%22>




360 Spin: <https://dam.gettyimages.com/s/rjxgfwgr5gc9j5mh737cc5m>






# Product Messaging

---

**WA45T3200AW – 4.5 cu. ft. Capacity Top Load Washer  
with Vibration Reduction Technology+**



Features and Benefits – WA45T3200AW				
Headline	Feature Name	Long Body Copy	Short Body Copy	Associated Image
<b>Fit more for fewer loads</b>	<b>Large 4.5 cu. ft. Capacity</b>	Fewer loads, less time in the laundry room and more time doing the things you love.	Fewer loads, less time in the laundry room.	
<b>Quiet washing anytime, anyplace</b>	<b>Vibration Reduction Technology+</b>	Do your laundry without disturbing anyone at any time and in any place. Innovative Vibration Reduction Technology+ reduces noise and vibration for quiet washing.	Reduces noise and vibration.	
<b>Keep your washer fresh and clean</b>	<b>Self Clean</b>	Keep your washer fresh and clean with Self Clean technology, which eliminates dirt and bacteria that can form in any washer tub. Self Clean will notify you every twenty wash cycles when it is time for a cleaning.	Eliminates dirt and bacteria to keep your washer fresh and clean.	

## Features and Benefits – WA45T3200AW (Continued)

Headline	Feature Name	Long Body Copy	Short Body Copy	Associated Image
<p><b>Soft-Close Lid</b></p>	<p>N/A</p>	<p>The premium Soft-Close Lid keeps you and your family protected by closing safely, gently and quietly.</p>	<p>Soft-Close Lid closes safely, gently and quietly.</p>	
<p><b>Extra water when you need it most</b></p>	<p><b>Extra High Water Level</b></p>	<p>Ensure that all of your items are thoroughly soaked by selecting Extra High Water Level before starting your laundry.</p>	<p>Extra High Water Level thoroughly soaks all of your items.</p>	
<p><b>Easy to troubleshoot</b></p>	<p><b>Smart Care</b></p>	<p>Easy troubleshooting from the convenience of your smartphone.* Smart Care interacts with your washer and dryer to perform an immediate diagnosis and offer quick solutions.</p> <p><small>*Requires Samsung Smart Washer/Dryer App. The Samsung Smart Washer/Dryer App supports Android OS 2.3.6 or later and iOS 3 or later for iPhone models. Samsung Smart Washer/Dryer App available in App Store and Play Store.</small></p>	<p>Easy troubleshooting from the convenience of your smartphone.*</p> <p><small>*Requires Samsung Smart Washer/Dryer App. The Samsung Smart Washer/Dryer App supports Android OS 2.3.6 or later and iOS 3 or later for iPhone models. Samsung Smart Washer/Dryer App available in App Store and Play Store.</small></p>	



## Features and Benefits – WA45T3200AW (Continued)

Headline	Feature Name	Long Body Copy	Short Body Copy	Associated Image
<p><b>Diamond Drum Design</b></p>	<p>N/A</p>	<p>The diamond drum interior helps extend clothing life by treating fabrics gently. Small water holes help prevent fabrics from snagging and being damaged, allowing fabric care with deep-clean results.</p>	<p>The diamond drum interior helps extend clothing life by treating fabrics gently.</p>	
<p><b>5 Temperature Levels</b></p>	<p>N/A</p>	<p>Choose from Hot, Warm, Eco Warm, Cool or Cold temperature settings to wash your clothes gently and thoroughly.</p>	<p>Ideal temperatures to wash your clothes gently and thoroughly.</p>	

# Product Specs

---

**WA45T3200AW – 4.5 cu. ft. Capacity Top Load Washer  
with Vibration Reduction Technology+**

## Related Products

### Dryer Series

DVE45T3200W  
DVG45T3200W


# Spec Sheet

Easy Ads link

<https://dam.gettyimages.com/p/z0c3461/external?q=tags.strict%3A%22pr658891585%22>

## WA45T3200AW

**Samsung 4.5 cu. ft. Capacity Top Load Washer with Vibration Reduction Technology+**



**SAMSUNG**

**Signature Features**

**Large 4.5 cu. ft. Capacity**


- Fewer loads, less time in the laundry room, and more time doing the things you love. Save time, energy, and water.

**Vibration Reduction Technology+**

- Reduces noise and vibration for extra quiet washing.

**Self Clean**

- Keeps your washer tub fresh and clean.



Vibration Reduction Technology+



Self Clean

**Available Color**

White

**Features**

- Large 4.5 cu. ft. Capacity
- Vibration Reduction Technology+
- Self Clean
- Soft-Close Lid
- Smart Care\*
- Diamond Drum Interior
- 700 RPM Maximum Spin Speed
- AC Motor
- 8 Preset Washing Cycles
- 4 Additional Washing Options
- 5 Temperature Levels
- LED Display: Red

**Convenience**

- Child Lock
- Dispenser Trays: Main Wash, Softener, Bleach

**Rating**

IMEF = 1.57  
IWF = 6.5  
240 kWh/yr

**Electrical Requirement:**

120V / 60Hz  
15 Amps

\*Requires Samsung Smart Washer/Dryer App. The Samsung Smart Washer/DryerApp supports Android OS 2.3.6 or later and iOS 3 or later for iPhone models. Samsung Smart Washer/Dryer App available in App Store and Play Store.

## WA45T3200AW

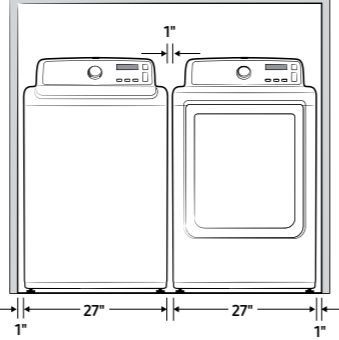
**Samsung 4.5 cu. ft. Capacity Top Load Washer with Vibration Reduction Technology+**

**SAMSUNG**

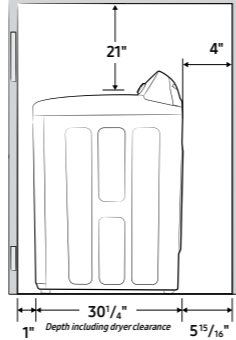
**Installation Specifications**

**Alcove or closet installation**

Recessed Area



Side View Confined

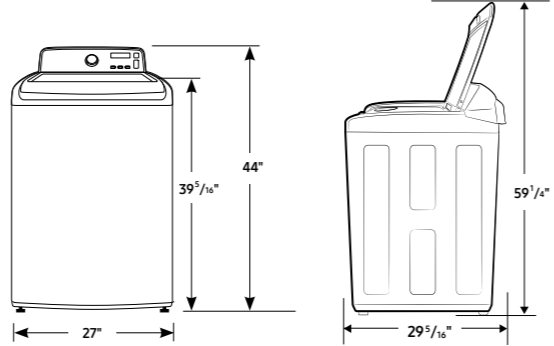


Minimum clearances for closets and alcoves:  
Sides - 1"  
Top - 21"  
Rear - 5 7/16"  
Closet Front - 1"

If both the washer and a dryer are installed in the same location, the front of the alcove or closet must have two unobstructed air openings for a combined minimum total area of 72-inch<sup>2</sup>. This clearance requirement is applicable for washers only.

For dryer's clearance requirement, see the dryer's user manual.

**Dimensions**



Actual color may vary. Design, specifications, and color availability are subject to change without notice. Non-metric weights and measurements are approximate.  
©2020 Samsung Electronics America, Inc. 85 Challenger Road, Ridgefield Park, NJ 07660. Tel: 800-SAMSUNG, samsung.com. Samsung is a registered trademark of Samsung Electronics Co. Ltd.

**8 Preset Washing Cycles:**  
Normal, Bedding/Waterproof, Heavy Duty, Delicates/Hand Wash, Quick Wash, Self Clean, Rinse and Spin, Deep Wash

**4 Additional Washing Options:**  
Extra Rinse, Child Lock, Smart Care, Spin Only

**5 Temperature Levels:**  
Hot, Warm, Eco Warm, Cool, Cold

**3 Soil Levels:**  
Heavy, Normal, Light

**Dispenser Trays:**  
Main Wash, Softener, Bleach

**Warranty**  
One (1) Year Parts and Labor  
Three (3) Years Stainless Steel Tub (Part Only)  
Five (5) Years Washing Motor Part (Part Only)

**Product Dimensions & Weight (WxHxD)**  
Dimensions: 27" x 44" x 29 7/16"  
Weight: 134.5 lbs

**Shipping Dimensions & Weight (WxHxD)**  
Dimensions: 29 7/16" x 46 7/16" x 31"  
Weight: 145.5 lbs

<b>Color</b>	<b>Model #</b>	<b>UPC Code</b>
White	WA45T3200AW	887276428536
<b>Matching Dryer (Electric/Gas)</b>		
White	DVE45T3200W	887276429618
White	DVG45T3200W	887276429540

Washer Spec Sheet - front

Washer Spec Sheet - back

# Energy Guide and Manual

Easy Ads link

<https://dam.gettyimages.com/p/z0c3461/external?q=tags.strict%3A%22pr658891585%22>

U.S. Government Federal law prohibits removal of this label before consumer purchase.

# ENERGYGUIDE

Clothes Washer Capacity Class: Standard Samsung Models WA45T32\*\*A\* WA45T34\*\*A\* Capacity (tub volume): 4.5 cubic feet

**Compare ONLY to other labels with yellow numbers.**  
Labels with yellow numbers are based on the same test procedures.

**Estimated Yearly Energy Cost**  
(when used with an electric water heater)

**\$29**

\$8 Cost Range of Similar Models \$51

**240 kWh**  
Estimated Yearly Electricity Use

**\$18**  
Estimated Yearly Energy Cost  
(when used with a natural gas water heater)

Your cost will depend on your utility rates and use.  
Cost range based only on standard capacity models.  
Estimated energy cost based on six wash loads a week and a national average electricity cost of 12 cents per kWh and natural gas cost of \$1.09 per therm.

[ftc.gov/energy](http://ftc.gov/energy)

Energy Guide

**Washer**

**User manual**  
WA45T3200A\*

**SAMSUNG**

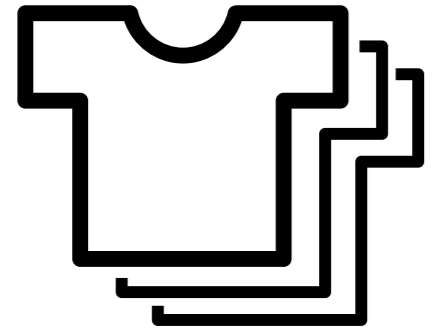
User Manual

# Feature Icons

---

**WA45T3200AW – 4.5 cu. ft. Capacity Top Load Washer  
with Vibration Reduction Technology+**


# Feature Icons




Large 4.5 cu. ft.  
Capacity



Vibration Reduction  
Technology+




Self Clean



Extra High  
Water Level



Smart Care



Diamond Drum Design

# Product Overview

---

**DVE45T3200W & DVG45T3200W - 7.2 cu. ft. Capacity  
Top Load Dryer**



# Product Overview

## Product Title

7.2 cu. ft. Capacity Top Load Dryer

## Product Short Description (123 Characters)

Samsung's 7.2 cu. ft. capacity dryers feature Sensor Dry and 8 Preset Drying Cycles, so you can do fewer loads in less time.

## Product Long Description (283 Characters)

Samsung's new dryers have advanced features like Sensor Dry, which optimizes cycle time and temperature to thoroughly dry without damaging your clothes. Also, with 7.2 cu. ft. capacity and 8 Preset Drying Cycles, you can do fewer loads in less time and fulfill almost every drying need.

## Available Color



### White

Model Number: DVE45T3200W

UPC: 887276429618

Model Number: DVG45T3200W

UPC: 887276429540



# Carousel Image Order

## Easy Ads links

Retail.com: <https://dam.gettyimages.com/p/z0c3461/external?q=tags.strict%3A%22pr658892170%22>

Samsung.com: <https://dam.gettyimages.com/p/z0c3461/external?q=tags.strict%3A%22pr658892264%22>

360 Spin: DVE45T3200W <https://dam.gettyimages.com/s/3cwffwc3xh2vjn9c8hbjqk3>

360 Spin: DVG45T3200W <https://dam.gettyimages.com/s/sr998k8qt5453f8gzxmjbrr>






# Product Messaging



---


**DVE45T3200W & DVG45T3200W - 7.2 cu. ft. Capacity  
Top Load Dryer**

## Features and Benefits – DVE(G)45T3200W

Headline	Feature Name	Long Body Copy	Short Body Copy	Associated Image
<p><b>Worry-free drying</b></p>	<p><b>Sensor Dry</b></p>	<p>Automatically optimizes the time and temperature of your drying cycle to protect your clothes from heat damage, while avoiding excess energy use.*</p> <p>*The Sensor Dry icon turns on when in use.</p>	<p>Helps prevent overdrying for optimal fabric care.*</p> <p>*The Sensor Dry icon turns on when in use.</p>	
<p><b>8 Preset Drying Cycles</b></p>	<p>N/A</p>	<p>More cycles to cover almost every drying need for your active family.</p>	<p>More cycles to best suit your drying needs.</p>	
<p><b>Flexible opening</b></p>	<p><b>Reversible Dryer Door</b></p>	<p>Choose the direction your dryer door opens to better suit your laundry room layout.</p>	<p>Choose the direction your dryer door opens.</p>	

## Features and Benefits – DVE(G)45T3200W (Continued)

Headline	Feature Name	Long Body Copy	Short Body Copy	Associated Image
<p><b>Easy to troubleshoot</b></p>	<p><b>Smart Care</b></p>	<p>Easy troubleshooting from the convenience of your smartphone.* Smart Care interacts with your washer and dryer to perform an immediate diagnosis and offer quick solutions.</p> <p>*Requires Samsung Smart Washer/Dryer App. The Samsung Smart Washer/Dryer App supports Android OS 2.3.6 or later and iOS 3 or later for iPhone models. Samsung Smart Washer/Dryer App available in App Store and Play Store.</p>	<p>Easy troubleshooting from the convenience of your smartphone.*</p> <p>*Requires Samsung Smart Washer/Dryer App. The Samsung Smart Washer/Dryer App supports Android OS 2.3.6 or later and iOS 3 or later for iPhone models. Samsung Smart Washer/Dryer App available in App Store and Play Store.</p>	
<p><b>Stop the fluff</b></p>	<p><b>Lint Filter Indicator</b></p>	<p>Stop worrying about lint or fluff building up and blocking your dryer’s air intake. The Filter Check Indicator light on the control panel will provide you with a helpful reminder when it is time to clean the filter, so your dryer maintains optimal performance.</p>	<p>The Filter Check Indicator light lets you know when it is time to clean the filter.</p>	
<p><b>3 Additional Drying Options</b></p>	<p>N/A</p>	<p>In addition to the 8 preset drying cycles, you can select dryness, temperature and time options to provide optimal care for all fabric types.</p>	<p>Further options to provide optimal care for all fabric types.</p>	<p>N/A</p>

Features and Benefits – DVE(G)45T3200W (Continued)				
Headline	Feature Name	Long Body Copy	Short Body Copy	Associated Image
<b>4 Temperature Levels</b>	N/A	Choose from High, Medium, Low and Extra Low temperature levels to dry your clothes gently and thoroughly.	Ideal temperatures to treat your clothes gently and thoroughly.	N/A
<b>Fit more for fewer loads</b>	<b>Large 7.2 cu. ft. Capacity</b>	Fewer loads, less time in the laundry room and more time doing the things you love.	Fewer loads, less time in the laundry room.	

# Product Specs

---

**DVE45T3200W & DVG45T3200W - 7.2 cu. ft. Capacity  
Top Load Dryer**

## Related Products

Washer Series	Dryer Vent Kit
WA45T3200AW	DV-2A



# Spec Sheets

Easy Ads link

<https://dam.gettyimages.com/p/z0c3461/external?q=tags.strict%3A%22pr658890635%22>

## DVE45T3200W

Samsung 7.2 cu. ft. Capacity Top Load Electric Dryer



**SAMSUNG**

**Signature Features**

**Sensor Dry**

- Helps prevent overdrying for optimal fabric care.

**8 Preset Drying Cycles**

- More cycles to cover almost every drying need for your active family.

**Reversible Dryer Door**

- Choose the direction your dryer door opens to better suit your laundry room layout.




**Available Color**

White

<p><b>Features</b></p> <ul style="list-style-type: none"> <li>Sensor Dry</li> <li>8 Preset Drying Cycles</li> <li>Reversible Dryer Door</li> <li>Smart Care*</li> <li>3 Additional Drying Options</li> <li>4 Temperature Levels</li> <li>Wrinkle Prevent</li> <li>4-Way Venting</li> <li>Powder Coat Interior</li> <li>7.2 cu. ft. Capacity</li> <li>LED Display: Red</li> </ul>	<p><b>Convenience</b></p> <ul style="list-style-type: none"> <li>Child Lock</li> <li>Filter Check Indicator</li> </ul>	<p><b>Rating</b></p> <p>644 kWh/yr</p> <p><b>Electrical Requirement:</b></p> <p>120V / 240V / 60Hz 30 Amps</p>
--	--	--

\*Requires Samsung Smart Washer/Dryer App. The Samsung Smart Washer/Dryer App supports Android OS 2.3.6 or later and iOS 3 or later for iPhone models. Samsung Smart Washer/Dryer App available in App Store and Play Store.

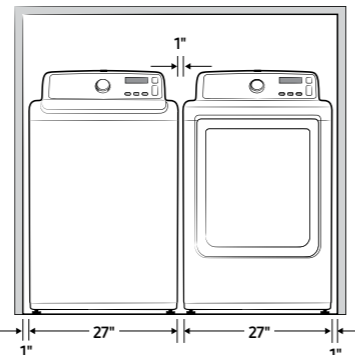
## DVE45T3200W

Samsung 7.2 cu. ft. Capacity Top Load Electric Dryer

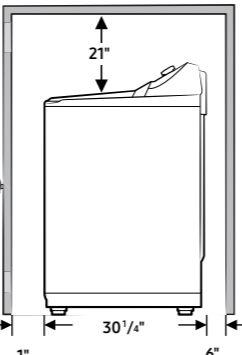
**SAMSUNG**

**Installation Specifications**

Alcove or closet installation



Side View Confined



**Minimum clearances for closets and alcoves:**

Sides - 1"  
Top - 21"  
Rear - 6"  
Closet Front - 1"

If both the washer and a dryer are installed in the same location, the front of the alcove or closet must have two unobstructed air openings for a combined minimum total area of 72-inch<sup>2</sup>. This clearance requirement is applicable for washer and dryer pair installation.

For washer's clearance requirement, see the washer's user manual.

**4-Way Venting**

**8 Preset Drying Cycles:**  
Normal, Heavy Duty, Permanent Press, Delicates, Time Dry, Air Fluff, Quick Dry, Wrinkle Release

**3 Additional Drying Options:**  
Wrinkle Prevent, Child Lock, Smart Care

**4 Temperature Levels:**  
High, Medium, Low, Extra Low

**4 Dry Levels:**  
Very Dry, More Dry, Normal Dry, Damp Dry

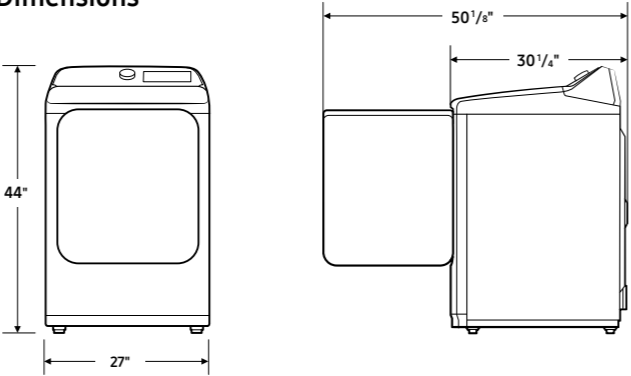
**Warranty**  
One (1) Year Parts and Labor



**Product Dimensions & Weight (WxHxD)**  
Dimensions: 27" x 44" x 30 1/4"  
Weight: 110.2 lbs

**Shipping Dimensions & Weight (WxHxD)**  
Dimensions: 29 1/8" x 46 1/8" x 31 1/8"  
Weight: 119.0 lbs

<b>Electric</b>	<b>Model #</b>	<b>UPC Code</b>
White	DVE45T3200W	887276429618
<b>Gas</b>	<b>Model #</b>	<b>UPC Code</b>
White	DVG45T3200W	887276429540
<b>Matching Washer</b>	<b>Model #</b>	<b>UPC Code</b>
White	WA45T3200AW	887276428536
<b>Accessories</b>	<b>Model #</b>	<b>UPC Code</b>
Vent Kit	DV-2A	887276146416

**Dimensions**



	Recommended	Use only for short-run installation
Weather hood type	 4"	 2.5"
Number of 90° elbows	Rigid	Rigid
0	80 ft.	74 ft.
1	68 ft.	62 ft.
2	57 ft.	51 ft.
3	47 ft.	41 ft.

Actual color may vary. Design, specifications, and color availability are subject to change without notice. Non-metric weights and measurements are approximate. ©2020 Samsung Electronics America, Inc. 85 Challenger Road, Ridgefield Park, NJ 07660. Tel: 800-SAMSUNG. samsung.com. Samsung is a registered trademark of Samsung Electronics Co., Ltd.

## DVG45T3200W

Samsung 7.2 cu. ft. Capacity Top Load Gas Dryer



**SAMSUNG**

**Signature Features**

**Sensor Dry**

- Helps prevent overdrying for optimal fabric care.

**8 Preset Drying Cycles**

- More cycles to cover almost every drying need for your active family.

**Reversible Dryer Door**

- Choose the direction your dryer door opens to better suit your laundry room layout.




**Available Color**

White

<p><b>Features</b></p> <ul style="list-style-type: none"> <li>Sensor Dry</li> <li>8 Preset Drying Cycles</li> <li>Reversible Dryer Door</li> <li>Smart Care*</li> <li>3 Additional Drying Options</li> <li>4 Temperature Levels</li> <li>Wrinkle Prevent</li> <li>3-Way Venting</li> <li>Powder Coat Interior</li> <li>7.2 cu. ft. Capacity</li> <li>LED Display: Red</li> </ul>	<p><b>Convenience</b></p> <ul style="list-style-type: none"> <li>Child Lock</li> <li>Filter Check Indicator</li> </ul>	<p><b>Electrical Requirement:</b></p> <p>120V / 60Hz 15 Amps</p>
--	--	--

\*Requires Samsung Smart Washer/Dryer App. The Samsung Smart Washer/Dryer App supports Android OS 2.3.6 or later and iOS 3 or later for iPhone models. Samsung Smart Washer/Dryer App available in App Store and Play Store.

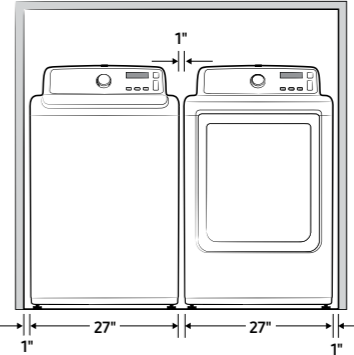
## DVG45T3200W

Samsung 7.2 cu. ft. Capacity Top Load Gas Dryer

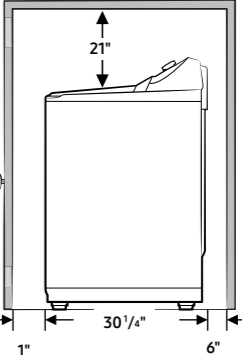
**SAMSUNG**

**Installation Specifications**

Alcove or closet installation



Side View Confined



**Minimum clearances for closets and alcoves:**

Sides - 1"  
Top - 21"  
Rear - 6"  
Closet Front - 1"

If both the washer and a dryer are installed in the same location, the front of the alcove or closet must have two unobstructed air openings for a combined minimum total area of 72-inch<sup>2</sup>. This clearance requirement is applicable for washer and dryer pair installation.

For washer's clearance requirement, see the washer's user manual.

**3-Way Venting**

**8 Preset Drying Cycles:**  
Normal, Heavy Duty, Permanent Press, Delicates, Time Dry, Air Fluff, Quick Dry, Wrinkle Release

**3 Additional Drying Options:**  
Wrinkle Prevent, Child Lock, Smart Care

**4 Temperature Levels:**  
High, Medium, Low, Extra Low

**4 Dry Levels:**  
Very Dry, More Dry, Normal Dry, Damp Dry

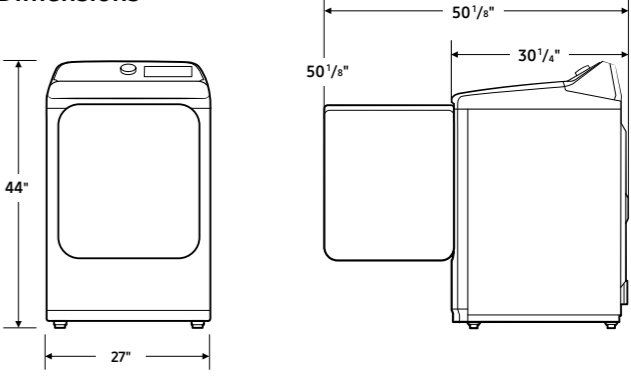
**Warranty**  
One (1) Year Parts and Labor



**Product Dimensions & Weight (WxHxD)**  
Dimensions: 27" x 44" x 30 1/4"  
Weight: 110.2 lbs

**Shipping Dimensions & Weight (WxHxD)**  
Dimensions: 29 1/8" x 46 1/8" x 31 1/8"  
Weight: 119.0 lbs

<b>Gas</b>	<b>Model #</b>	<b>UPC Code</b>
White	DVG45T3200W	887276429540
<b>Electric</b>	<b>Model #</b>	<b>UPC Code</b>
White	DVE45T3200W	887276429618
<b>Matching Washer</b>	<b>Model #</b>	<b>UPC Code</b>
White	WA45T3200AW	887276428536
<b>Accessories</b>	<b>Model #</b>	<b>UPC Code</b>
Vent Kit	DV-2A	887276146416

**Dimensions**



	Recommended	Use only for short-run installation
Weather hood type	 4"	 2.5"
Number of 90° elbows	Rigid	Rigid
0	80 ft.	74 ft.
1	68 ft.	62 ft.
2	57 ft.	51 ft.
3	47 ft.	41 ft.

Actual color may vary. Design, specifications, and color availability are subject to change without notice. Non-metric weights and measurements are approximate. ©2020 Samsung Electronics America, Inc. 85 Challenger Road, Ridgefield Park, NJ 07660. Tel: 800-SAMSUNG. samsung.com. Samsung is a registered trademark of Samsung Electronics Co., Ltd.

Electric Dryer Spec Sheet - front

Electric Dryer Spec Sheet - back

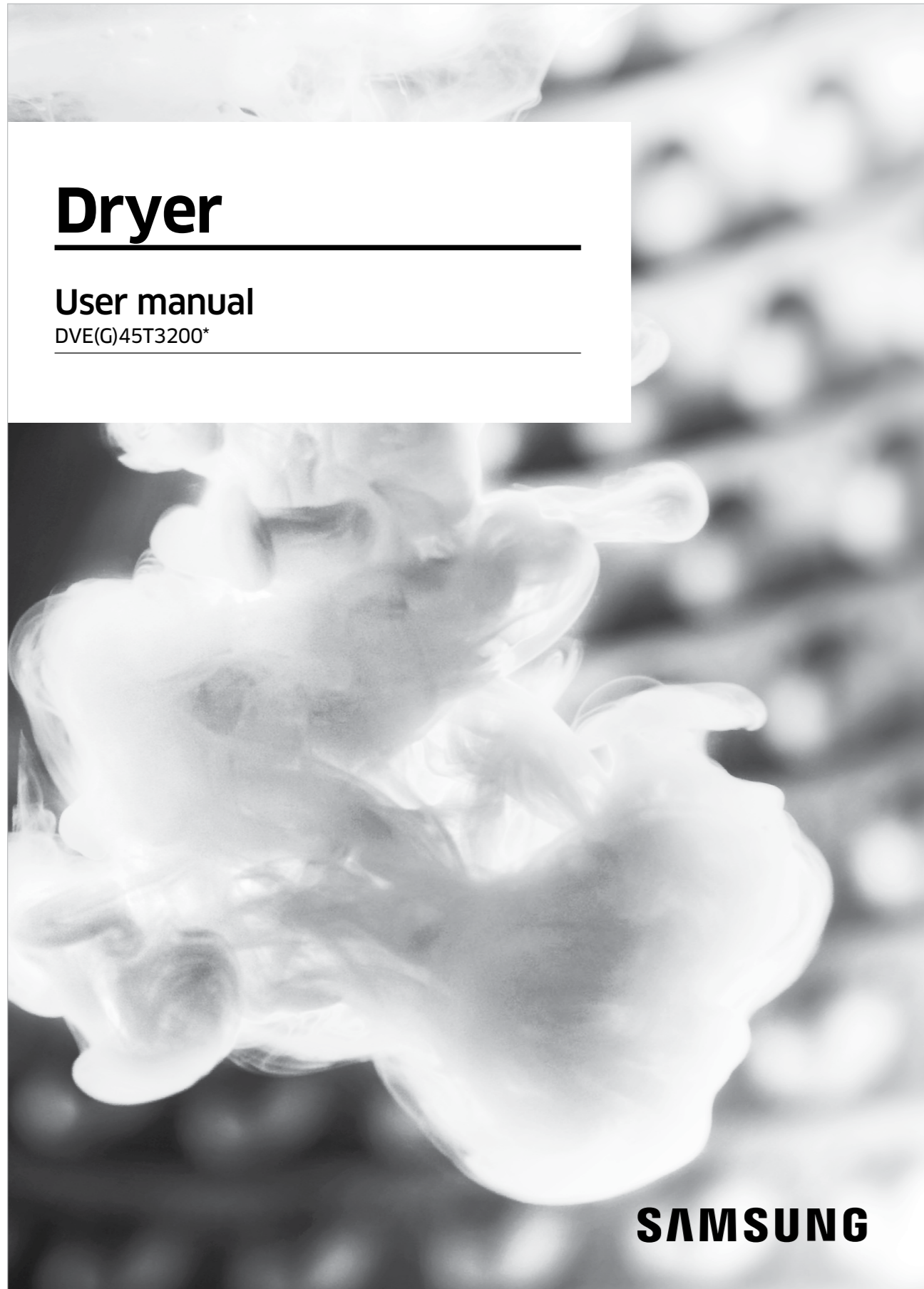
Gas Dryer Spec Sheet - front

Gas Dryer Spec Sheet - back

# User Manual

## Easy Ads link

<https://dam.gettyimages.com/p/z0c3461/external?q=tags.strict%3A%22pr658890635%22>



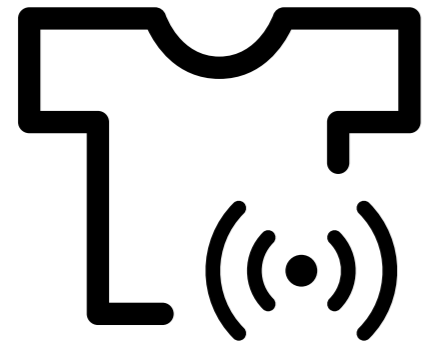
User Manual

# Feature Icons


---

**DVE45T3200W & DVG45T3200W - 7.2 cu. ft. Capacity  
Top Load Dryer**

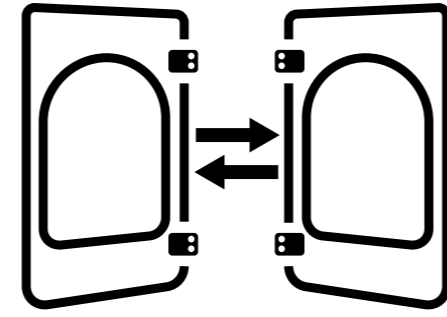
# Feature Icons




Sensor Dry



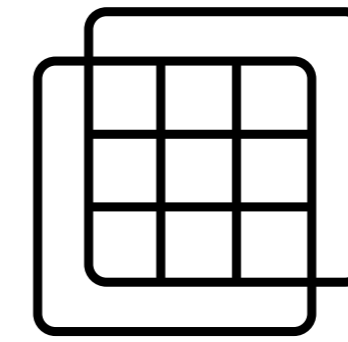
8 Preset Drying Cycles



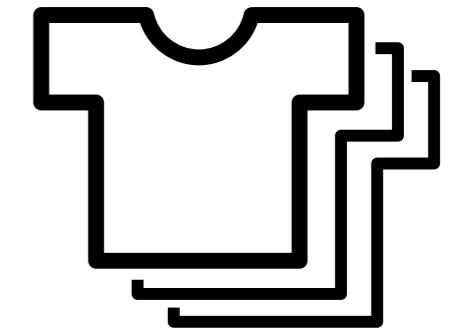
Reversible Dryer Door



Smart Care



Lint Filter Indicator



Large 7.2 cu. ft. Capacity

**SAMSUNG**