

# SAMSUNG

# Product Guide

## 5500 & 5505 Series Laundry

Available in White



# Product Overview

## Product Title

5.2 cu. ft. Large Capacity Smart Top Load Washer with Super Speed Wash

## Product Description

Samsung's 5.2 cu. ft. Large Capacity Top Load Washing Machine is equipped with Super Speed Wash, which powerfully cleans a full load of laundry in just 28 minutes without sacrificing cleaning performance.\* With Wi-Fi connectivity, you can remotely start, stop, or delay your smart washer from our simple-to-use SmartThings App.\*\* Purchase with confidence with a 20-year warranty on the Digital Inverter Motor.\*\*\*

## Product Description

- Super Speed Wash – Thoroughly wash a full load in just 28 minutes.\*
- Wi-Fi Connectivity with SmartThings – Remotely start, schedule, and receive end-of-cycle alerts to your smartphone.\*\*
- Active WaterJet – Easily pretreat with a built-in water faucet.

\*Based on using Super Speed on a Normal Cycle with an 8lb load.

\*\*Available on Android and iOS devices. A Wi-Fi connection and a Samsung account are required.


\*\*\*20-year warranty limited to the Digital Inverter Motor purchased on 7/1/2022 or later. Purchase receipt indicating purchase date required for a claim.

Additional restrictions and limitations apply, see warranty for details.

## Easy Ads Link

<https://dam.gettyimages.com/p/z0c3461/digital-appliances?o=AND&q=WA52DG5500AW>


## Available Color



## White

Model Number: WA52DG5500AW

UPC: 887276818283





# Carousel Image Order






Image provided in decimals and fractions.








## Features and Benefits

Headline	Feature Name	Long Body Copy	Short Body Copy	Associated Image
<p><b>Wash more items in a single load</b></p>	<p><b>Large 5.2 cu. ft. Capacity</b></p>	<p>Our Large Capacity Top Load Washer means fewer loads, less time in the laundry room, and more time doing the things you love.</p>	<p>Fewer loads, less time in the laundry room.</p>	
<p><b>Wash a full load in 28 minutes</b></p>	<p><b>Super Speed Wash</b></p>	<p>Wash a full load of laundry in just 28 minutes,* without sacrificing cleaning performance. *Based on using Super Speed on a Normal Cycle with an 8lb load.</p>	<p>Powerful cleaning in just 28 minutes.* *Based on using Super Speed on a Normal Cycle with an 8lb load.</p>	
<p><b>Remotely schedule cycles</b></p>	<p><b>Wi-Fi Connectivity with SmartThings</b></p>	<p>The SmartThings App sends you end-of-cycle notifications and lets you remotely start, stop, or delay your washer from your phone.* *Available on Android and iOS devices. A Wi-Fi connection and a Samsung account are required.</p>	<p>Get end-of-cycle alerts, and remotely start, stop, or delay your washer from your phone.* *Available on Android and iOS devices. A Wi-Fi connection and a Samsung account are required.</p>	






## Features and Benefits (Continued)




Headline	Feature Name	Long Body Copy	Short Body Copy	Associated Image
<p><b>Pretreat with the push of a button</b></p>	<p><b>Active WaterJet</b></p>	<p>A built-in water faucet lets you easily pretreat soiled or heavily stained clothes with the press of a button. Scrub items right inside your washer, no laundry room sink needed.</p>	<p>Built-in water faucet lets you easily pretreat heavily soiled and stained clothes.</p>	
<p><b>Purchase with confidence</b></p>	<p><b>20-Year Motor Warranty</b></p>	<p>Purchase Samsung washers with confidence, and receive a 20-Year Warranty on the Digital Inverter Motor.*</p> <p><small>*20-year warranty limited to the Digital Inverter Motor purchased on 7/1/2022 or later. Purchase receipt indicating purchase date required for a claim. Additional restrictions and limitations apply, see warranty for details.</small></p>	<p>Purchase Samsung washers with confidence, and receive a 20-Year Warranty on the Digital Inverter Motor.*</p> <p><small>*20-year warranty limited to the Digital Inverter Motor purchased on 7/1/2022 or later. Purchase receipt indicating purchase date required for a claim. Additional restrictions and limitations apply, see warranty for details.</small></p>	
<p><b>Effortlessly reach items</b></p>	<p><b>EZ Access Tub</b></p>	<p>Our EZ Access Tub is shallower without sacrificing capacity, so you can easily reach the bottom of the washer tub to remove clothes after the cycle finishes.</p>	<p>Easily reach the bottom of the washer tub.</p>	



## Features and Benefits (Continued)




Headline	Feature Name	Long Body Copy	Short Body Copy	Associated Image
<p><b>More water when you need it most</b></p>	<p><b>Deep Fill</b></p>	<p>Selecting the Deep Fill option before starting your laundry maximizes the water level to make sure all your clothes get a thorough soak.*</p> <p><small>*Not available for use in the Bedding/Waterproof and Self Clean cycles.</small></p>	<p>Select the Deep Fill option to maximize the water level during the washing cycle.*</p> <p><small>*Not available for use in the Bedding/Waterproof and Self Clean cycles.</small></p>	
<p><b>Quiet washing anytime, any place</b></p>	<p><b>Vibration Reduction Technology+</b></p>	<p>Do your laundry in peace. Our innovative Vibration Reduction Technology+ reduces noise and vibration and creates a quiet washing experience.</p>	<p>Reduces noise and vibration for quiet washing.</p>	
<p><b>N/A</b></p>	<p><b>Swirl+ Tub Interior</b></p>	<p>The improved tub pattern draws out more water during the rinse cycle and helps prevent clothes from snagging during the wash.</p>	<p>Improved tub pattern draws out water more quickly and helps prevent snags.</p>	

## Features and Benefits (Continued)

Headline	Feature Name	Long Body Copy	Short Body Copy	Associated Image
<p><b>Keep your washer fresh and clean</b></p>	<p><b>Self Clean</b></p>	<p>Keep your washer tub fresh and clean. Self Clean will notify you every 20 wash cycles when it's time for a cleaning.</p>	<p>Keep your washer tub fresh and clean.</p>	
<p>N/A</p>	<p><b>Soft-Close Lid</b></p>	<p>The thoughtfully designed Soft-Close Lid closes safely, gently, and quietly.</p>	<p>Soft-Close Lid closes safely, gently, and quietly.</p>	
<p>N/A</p>	<p><b>ENERGY STAR® Certified</b></p>	<p>ENERGY STAR® Certified,* so you use less energy without sacrificing performance or functionality. *Visit <a href="http://www.energystar.gov">www.energystar.gov</a> for more information on ENERGY STAR® guidelines.</p>	<p>Eco-friendly and energy-efficient washers.</p>	



## Features and Benefits (Continued)

Headline	Feature Name	Long Body Copy	Short Body Copy	Associated Image
<p><b>Easy to troubleshoot</b></p>	<p><b>Smart Care</b></p>	<p>Easy troubleshooting from the convenience of your smartphone.* Smart Care interacts with your washer and dryer to perform an immediate diagnosis and offer quick solutions.</p> <p><small>*Requires Samsung Smart Washer/Dryer App. The Samsung Smart Washer/Dryer App supports Android OS 2.3.6 or later and iOS 3 or later for iPhone models. Samsung Smart Washer/Dryer App available in App Store and Play Store.</small></p>	<p>Easy troubleshooting from the convenience of your smartphone.*</p> <p><small>*Requires Samsung Smart Washer/Dryer App. The Samsung Smart Washer/Dryer App supports Android OS 2.3.6 or later and iOS 3 or later for iPhone models. Samsung Smart Washer/Dryer App available in App Store and Play Store.</small></p>	
<p><b>Easier use, for everyone</b></p>	<p><b>Accessibility (AUI, Braille)</b></p>	<p>Aiding the visually and hearing impaired, your washer and dryer now feature audio assistance, playing a different sound for each option, and braille right next to key control panel buttons.</p>	<p>Featuring audio assistance and braille, ensuring easy use for everyone.</p>	
<p><b>Perfect pair</b></p>	<p><b>Matching Dryer</b></p>	<p>Samsung washers and dryers team up to make light work of laundry day.</p>	<p>N/A</p>	



# Lifestyle Image



## Related Products

Dryer Series	Type	Color
DVE52A5500W	Electric Dryer	White
DVG52A5500W	Gas Dryer	White

Agitator Version	Type	Color
WA51DG5505AW	Top Load Washer	White



# Spec Sheet, User Manual & Warranty, Energy Guide

**WA52DG5500AW**  
5.2 cu. ft. Large Capacity Smart Top Load Washer with Super Speed Wash

**SAMSUNG**



**Available Color**  
White  
WA52DG5500AW

**Features**

- Large 5.2 cu. ft. Capacity
- Super Speed Wash
- Wi-Fi Connectivity with SmartThings\*
- Active Water Jet
- 10-Year Motor Warranty\*\*
- EZ Access Tub
- Deep Fill
- Vibration Reduction Technology\*
- Swirl+ Tub Interior
- Self Clean
- Soft-Close Lid
- ENERGY STAR® Certified
- Smart Care™
- Accessibility (AUI, Braille)
- 750 RPM Maximum Spin Speed
- Digital Inverter Motor
- 17 Total Washing Cycles
- 10 Washing Options

**Specifications**

**12 Preset Washing Cycles:** Normal, Bedding/Waterproof, Heavy Duty, Colors, Whites, ActiveWear, Delicates, Quick Wash, Self Clean, Rinse + Spin, Deep Wash, Downloaded

**5 Downloadable Washing Cycles:** Permanent Press, Wool, Eco-Cold, Denim, Power Rinse

**10 Washing Options:** Delay End, Presoak, Sound On/Off, Child Lock, Fabric Softener, Deep Fill, Super Speed, Smart Care, Smart Control, Spin Only

**5 Temperature Settings:** Hot, Warmer, Warm, Cool, Cold

**5 Soil Settings:** Heavy, Heavy Medium, Normal, Low Medium, Light

**5 Spin Settings:** High, Medium High, Medium, Low, No Spin

**Convenience**

- Child Lock
- Dispenser Trays: Main Wash, Softener, Bleach

**Ratings**

ENERGY STAR® Rated:  
 IMEF = 2.06  
 IWF = 4.3  
 120 kWh/yr

**Electrical Requirements**  
 120 V / 60 Hz  
 15 Amps

**Warranty**  
 One (1) Year Parts and Labor  
 Three (3) Years Stainless Steel Tub (Part Only)  
 Twenty (20) Years Washing DIT (Digital Inverter Motor) Motor Part (Part Only)

**Product Dimensions & Weight (WxHxD)**  
 Dimensions: 27 1/2" x 44 1/2" x 29 1/2"  
 Weight: 134.5 lbs

**Shipping Dimensions & Weight (WxHxD)**  
 Dimensions: 30 1/2" x 47 1/2" x 31 1/2"  
 Weight: 143.3 lbs

**Washer** Model # UPC Code  
 White WA52DG5500AW 887276818283

**Matching Electric Dryer**  
 White DW52JA5500W 887276577448

**Matching Gas Dryer**  
 White DW52JA5500W 887276578164

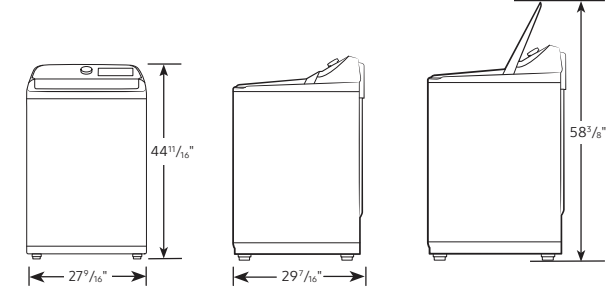
\*Available on Android and iOS devices. A Wi-Fi connection and a Samsung account are required.  
 \*\*20-year warranty limited to the Digital Inverter Motor purchased on 3/1/2022 or later. Purchase receipt indicating purchase date required for a claim. Additional restrictions and limitations apply, see warranty for details.  
 \*\*\*Requires Samsung Smart Washer/Dryer App. The Samsung Smart Washer/Dryer App supports Android OS 2.3.6 or later and iOS 3 or later for iPhone models. Samsung Smart Washer/Dryer App available in App Store and Play Store.

Washer Spec Sheet - page 1

**WA52DG5500AW**  
5.2 cu. ft. Large Capacity Smart Top Load Washer with Super Speed Wash

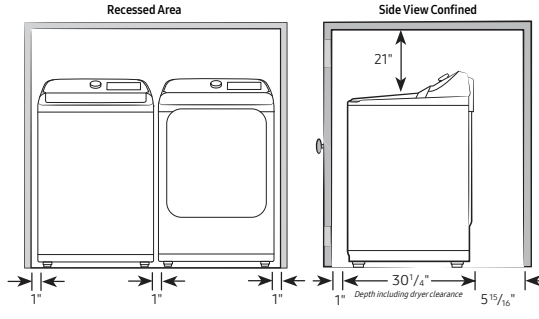
**SAMSUNG**

**Dimensions**  
 Required dimensions for installation:

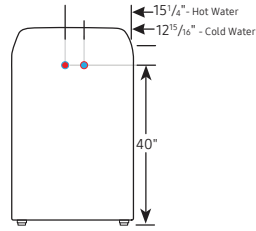


**Installation Specifications – Side-by-Side**  
 If the washer and dryer are installed together in the dryer alone, the closet front must have two unobstructed air openings for a combined minimum total area of 72-inch². Your washer alone does not require a specific air opening.

**Alcove or closet installation**  
 Minimum clearance for closet and alcove installations:



**Connection Dimensions**  
 Back view of washer



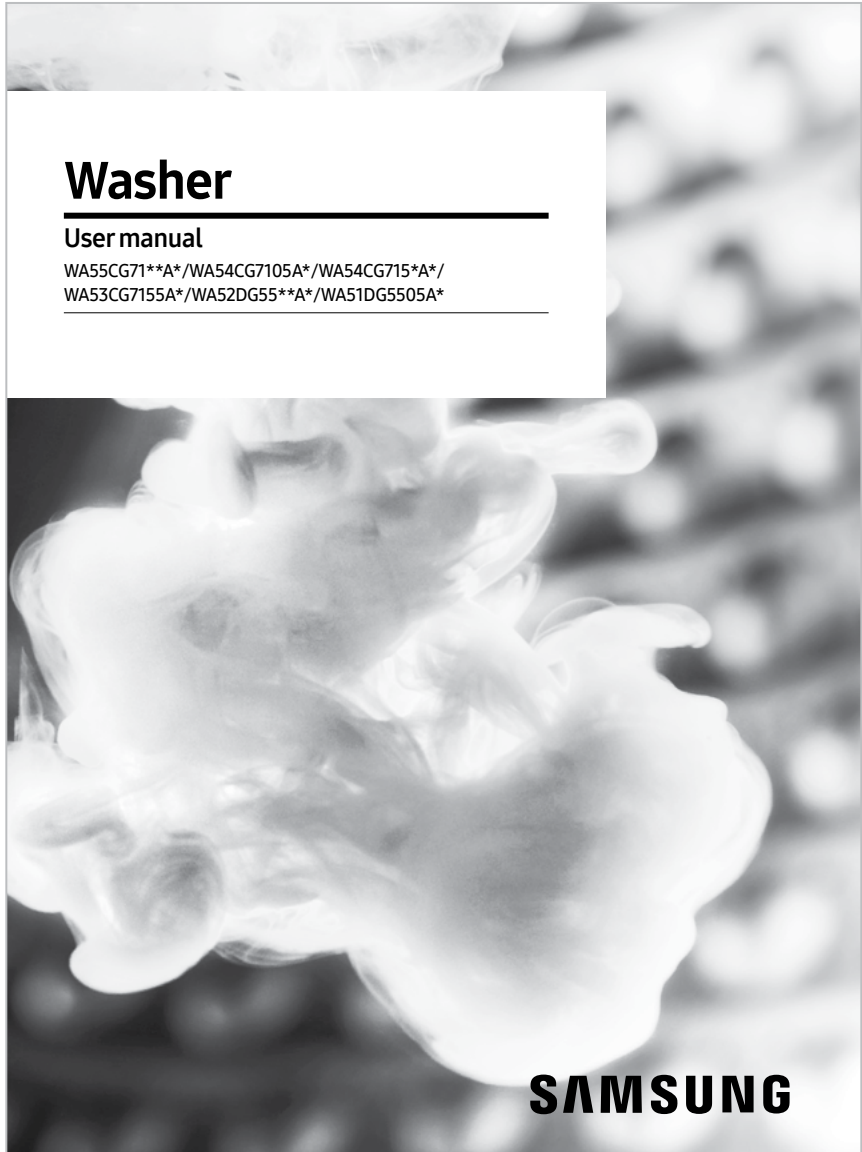
**LEGEND:**  
 ● Hot Water Connection  
 ● Cold Water Connection

Actual color may vary. Always refer to specifications. Color of the product may vary without notice and without obligation.  
 ©2022 Samsung Electronics America, Inc.  
 10000 Samsung Drive, Dallas, TX 75243  
 For 24-hour service, visit us at Samsung.com or call 1-800-746-7393. Samsung is a registered trademark of Samsung Electronics Co., Ltd.

Washer Spec Sheet - page 2

**Washer**

**User manual**  
 WA55CG71\*\*A\*/WA54CG7105A\*/WA54CG715\*A\*/  
 WA53CG7155A\*/WA52DG55\*\*A\*/WA51DG5505A\*



**SAMSUNG**

Washer User Manual

**LIMITED WARRANTY (U.S.A.) – SAMSUNG TOP LOAD WASHER**

**Model:**  
 WA52DG5500AW

**LIMITED WARRANTY TO ORIGINAL PURCHASER WITH PROOF OF PURCHASE**

This SAMSUNG brand product, as supplied and distributed by SAMSUNG ELECTRONICS AMERICA, INC. (SAMSUNG) and delivered new, in the original carton to the original consumer purchaser, is warranted by SAMSUNG against manufacturing defects in materials or workmanship for the limited warranty period, starting from the date of original purchase, of:

**One (1) year Parts and labor**  
**Three (3) years Stainless tub part (Part Only)**  
**Twenty (20) years; Washing DIT (Digital Inverter Motor) motor part (Part Only)**

This limited warranty is valid only on products purchased and used in the United States that have been installed, operated, and maintained according to the instructions attached to or furnished with the product. To receive warranty service, the purchaser must contact SAMSUNG at the address or phone number provided below for problem determination and service procedures. Warranty service can only be performed by a SAMSUNG authorized service center. The original dated bill of sale must be presented upon request as proof of purchase to SAMSUNG or SAMSUNG's authorized service center to receive warranty service.

SAMSUNG will provide in-home service within the contiguous United States during the warranty period at no charge, subject to availability of SAMSUNG authorized servicers within the customer's geographic area. If in-home service is not available, SAMSUNG may elect, at its option, to provide transportation of the product to and from an authorized service center. If the product is located in an area where service by a SAMSUNG authorized servicer is not available, you may be responsible for a trip charge or require to bring the product to a SAMSUNG authorized service center for service.

To receive in-home service, product must be unobstructed and accessible to the service agent.

During the applicable warranty period, a product will be repaired, replaced, or the purchase price refunded, at the sole option of SAMSUNG. SAMSUNG may use new or reconditioned parts in repairing a product, or replace the product with a new or reconditioned product. Replacement parts and products are warranted for the remaining portion of the original product's warranty or ninety (90) days, whichever is longer. All replaced parts and products are the property of SAMSUNG and you must return them to SAMSUNG.

This limited warranty covers manufacturing defects in materials or workmanship encountered in normal household, noncommercial use of this product and shall not cover the following: damage that occurs in shipment, delivery, installation, and uses for which this product was not intended; damage caused by unauthorized modification or alteration of the product; product where the original factory serial numbers have been removed, defaced, changed in any way, or cannot be readily determined; cosmetic damage including scratches, dents, chips, and other damage to the product's finishes; damage caused by abuse, misuse, pest infestations, accident, fire, floods, or other acts

Washer Warranty

U.S. Government Federal law prohibits removal of this label before consumer purchase.

**ENERGYGUIDE**

Clothes Washer  
 Capacity Class: Standard

Samsung  
 Models WA52DG55\*\*A\*  
 Capacity (tub volume): 5.2 cubic feet

**Compare ONLY to other labels with yellow numbers.**  
 Labels with yellow numbers are based on the same test procedures.

**Estimated Yearly Energy Cost**  
 (when used with an electric water heater)

**\$14**

Cost Range of Similar Models: \$4 to \$48

**120 kWh**  
 Estimated Yearly Electricity Use

**\$10**  
 Estimated Yearly Energy Cost  
 (when used with a natural gas water heater)

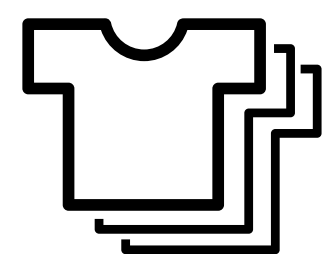
• Your cost will depend on your utility rates and use.  
 • Cost range based only on standard capacity models.  
 • Estimated energy cost based on six wash loads a week and a national average electricity cost of 14 cents per kWh and natural gas cost of \$1.21 per therm.

ftc.gov/energy

**ENERGY STAR**

Energy Guide


# Feature Icons



Large 5.2 cu. ft.  
Capacity



Super Speed Wash




Wi-Fi Connectivity  
with SmartThings




Active WaterJet



20-Year Motor Warranty\*



EZ Access Tub



Deep Fill

\*20-year warranty limited to the Digital Inverter Motor of washers purchased on 7/1/2022 or later. Purchase receipt indicating purchase date required for a claim. Additional restrictions and limitations apply, see warranty for details.



# Product Overview

## Product Title

5.1 cu. ft. Large Capacity Smart Top Load Washer with ActiveWave™ Agitator and Super Speed Wash

## Product Description

Samsung's 5.1 cu. ft. Large Capacity Top Load Washing Machine features our ActiveWave™ Agitator that is designed to reduce noise, vibration and tangling, while delivering powerful cleaning. Super Speed Wash powerfully cleans a full load of laundry in just 28 minutes without sacrificing cleaning performance.\* With Wi-Fi connectivity, you can remotely start, stop, or delay your smart washer from our simple-to-use SmartThings App.\*\* Purchase with confidence with a 20-year warranty on the Digital Inverter Motor.\*\*\*

## Product Description

- ActiveWave™ Agitator reduces noise, vibration, and tangling, while powerfully cleaning.
- Super Speed Wash – Thoroughly wash a full load in just 28 minutes.\*
- Wi-Fi Connectivity with SmartThings – Remotely start, schedule, and receive end-of-cycle alerts to your smartphone.\*\*

\*Based on using Super Speed on a Normal Cycle with an 8lb load.


\*\*Available on Android and iOS devices. A Wi-Fi connection and a Samsung account are required.

\*\*\*20-year warranty limited to the Digital Inverter Motor purchased on 7/1/2022 or later. Purchase receipt indicating purchase date required for a claim. Additional restrictions and limitations apply, see warranty for details.

## Easy Ads Link

<https://dam.gettyimages.com/p/z0c3461/digital-appliances?o=AND&q=WA51DG5505AW>

## Available Color



## White

Model Number: WA51DG5505AW

UPC: 887276818269



# Carousel Image Order






Image provided in decimals and fractions.



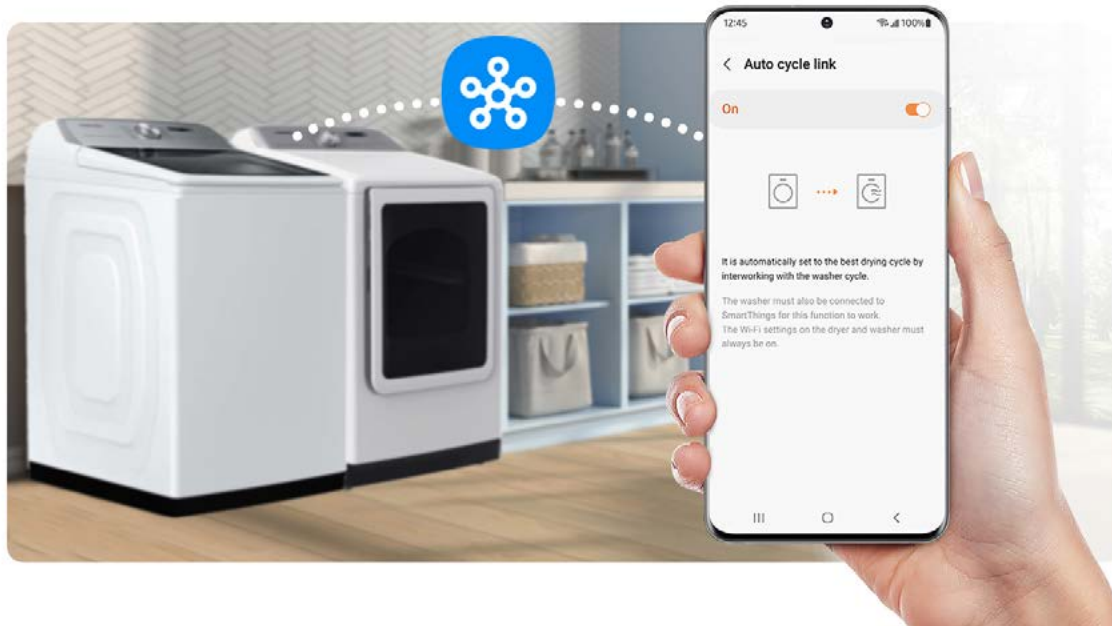




## Features and Benefits

Headline	Feature Name	Long Body Copy	Short Body Copy	Associated Image
<p><b>Wash more items in a single load</b></p>	<p><b>Large 5.1 cu. ft. Capacity</b></p>	<p>Our Large Capacity Top Load Washer means fewer loads, less time in the laundry room, and more time doing the things you love.</p>	<p>Fewer loads, less time in the laundry room.</p>	
<p><b>A powerful, yet peaceful clean</b></p>	<p><b>ActiveWave™ Agitator</b></p>	<p>Samsung's ActiveWave™ Agitator is designed to reduce noise, vibration, and tangling in your washing machine while delivering powerful cleaning.</p>	<p>Designed to reduce noise, vibration and tangling in your washing machine while cleaning powerfully.</p>	
<p><b>Wash a full load in 28 minutes</b></p>	<p><b>Super Speed Wash</b></p>	<p>Wash a full load of laundry in just 28 minutes,* without sacrificing cleaning performance. *Based on using Super Speed on a Normal Cycle with an 8lb load.</p>	<p>Powerful cleaning in just 28 minutes.* *Based on using Super Speed on a Normal Cycle with an 8lb load.</p>	






## Features and Benefits (Continued)

Headline	Feature Name	Long Body Copy	Short Body Copy	Associated Image
<p><b>Remotely schedule cycles</b></p>	<p><b>Wi-Fi Connectivity with SmartThings</b></p>	<p>The SmartThings App sends you end-of-cycle notifications and lets you remotely start, stop, or delay your washer from your phone.*</p> <p>*Available on Android and iOS devices. A Wi-Fi connection and a Samsung account are required.</p>	<p>Get end-of-cycle alerts, and remotely start, stop, or delay your washer from your phone.*</p> <p>*Available on Android and iOS devices. A Wi-Fi connection and a Samsung account are required.</p>	
<p><b>Pretreat with the push of a button</b></p>	<p><b>Active WaterJet</b></p>	<p>A built-in water faucet lets you easily pretreat soiled or heavily stained clothes with the press of a button. Scrub items right inside your washer, no laundry room sink needed.</p>	<p>Built-in water faucet lets you easily pretreat heavily soiled and stained clothes.</p>	
<p><b>Purchase with confidence</b></p>	<p><b>20-Year Motor Warranty</b></p>	<p>Purchase Samsung washers with confidence, and receive a 20-Year Warranty on the Digital Inverter Motor.*</p> <p>*20-year warranty limited to the Digital Inverter Motor purchased on 7/1/2022 or later. Purchase receipt indicating purchase date required for a claim. Additional restrictions and limitations apply, see warranty for details.</p>	<p>Purchase Samsung washers with confidence, and receive a 20-Year Warranty on the Digital Inverter Motor.*</p> <p>*20-year warranty limited to the Digital Inverter Motor purchased on 7/1/2022 or later. Purchase receipt indicating purchase date required for a claim. Additional restrictions and limitations apply, see warranty for details.</p>	






## Features and Benefits (Continued)

Headline	Feature Name	Long Body Copy	Short Body Copy	Associated Image
<p><b>Effortlessly reach items</b></p>	<p><b>EZ Access Tub</b></p>	<p>Our EZ Access Tub is shallower without sacrificing capacity, so you can easily reach the bottom of the washer tub to remove clothes after the cycle finishes.</p>	<p>Easily reach the bottom of the washer tub.</p>	 <p>The image shows two side-by-side views of a washing machine tub. On the left, a circular inset labeled 'Conventional Tub' shows a person leaning over to reach the bottom. On the right, a larger view labeled 'EZ Access Tub' shows a person standing upright and easily reaching the bottom of the tub. Blue lines indicate the depth of each tub.</p>
<p><b>More water when you need it most</b></p>	<p><b>Deep Fill</b></p>	<p>Selecting the Deep Fill option before starting your laundry maximizes the water level to make sure all your clothes get a thorough soak.*</p> <p><small>*Not available for use in the Bedding/Waterproof and Self Clean cycles.</small></p>	<p>Select the Deep Fill option to maximize the water level during the washing cycle.*</p> <p><small>*Not available for use in the Bedding/Waterproof and Self Clean cycles.</small></p>	 <p>The image shows a top-loading washing machine tub filled with water and laundry. On the left, a 'Deep Fill On' icon is shown with a high water level. On the right, a 'Deep Fill Off' icon is shown with a lower water level.</p>
<p><b>Quiet washing anytime, any place</b></p>	<p><b>Vibration Reduction Technology+</b></p>	<p>Do your laundry in peace. Our innovative Vibration Reduction Technology+ reduces noise and vibration and creates a quiet washing experience.</p>	<p>Reduces noise and vibration for quiet washing.</p>	 <p>The image shows a washing machine in a bedroom at night. A crescent moon icon is in the top right corner. A person is seen in a crib in the background, suggesting a quiet environment for laundry.</p>






## Features and Benefits (Continued)

Headline	Feature Name	Long Body Copy	Short Body Copy	Associated Image
N/A	<b>Swirl+ Tub Interior</b>	The improved tub pattern draws out more water during the rinse cycle and helps prevent clothes from snagging during the wash.	Improved tub pattern draws out water more quickly and helps prevent snags.	
<b>Keep your washer fresh and clean</b>	<b>Self Clean</b>	Keep your washer tub fresh and clean. Self Clean will notify you every 20 wash cycles when it's time for a cleaning.	Keep your washer tub fresh and clean.	
N/A	<b>Soft-Close Lid</b>	The thoughtfully designed Soft-Close Lid closes safely, gently, and quietly.	Soft-Close Lid closes safely, gently, and quietly.	



## Features and Benefits (Continued)

Headline	Feature Name	Long Body Copy	Short Body Copy	Associated Image
N/A	<b>ENERGY STAR® Certified</b>	<p>ENERGY STAR® Certified,* so you use less energy without sacrificing performance or functionality.</p> <p>*Visit <a href="http://www.energystar.gov">www.energystar.gov</a> for more information on ENERGY STAR® guidelines.</p>	Eco-friendly and energy-efficient washers.	
Easy to troubleshoot	<b>Smart Care</b>	<p>Easy troubleshooting of your smart Top Load Washer from the convenience of your smartphone.* Smart Care interacts with your washer and dryer to perform an immediate diagnosis and offer quick solutions.</p> <p>*Requires Samsung Smart Washer/Dryer App. The Samsung Smart Washer/Dryer App supports Android OS 2.3.6 or later and iOS 3 or later for iPhone models. Samsung Smart Washer/Dryer App available in App Store and Play Store.</p>	<p>Easy troubleshooting of your smart Top Load Washer from the convenience of your smartphone.*</p> <p>*Requires Samsung Smart Washer/Dryer App. The Samsung Smart Washer/Dryer App supports Android OS 2.3.6 or later and iOS 3 or later for iPhone models. Samsung Smart Washer/Dryer App available in App Store and Play Store.</p>	
Easier use, for everyone	<b>Accessibility (AUI, Braille)</b>	Aiding the visually and hearing impaired, your washer and dryer now feature audio assistance, playing a different sound for each option, and braille right next to key control panel buttons.	Featuring audio assistance and braille, ensuring easy use for everyone.	

## Related Products

Dryer Series	Type	Color
DVE52A5500W	Electric Dryer	White
DVG52A5500W	Gas Dryer	White

Impeller Version	Type	Color
WA52DG5500AW	Top Load Washer	White



# Spec Sheet, User Manual & Warranty, Energy Guide

**WA51DG5505AW**  
5.1 cu. ft. Large Capacity Smart Top Load Washer with ActiveWave™ Agitator and Super Speed Wash

**SAMSUNG**



**Available Color**  
White  
WA51DG5505AW

**Features**

- ActiveWave™ Agitator
- Large 5.1 cu. ft. Capacity
- Super Speed Wash
- Wi-Fi Connectivity with SmartThings™
- Active Water Jet
- 20-Year Motor Warranty\*\*
- EZ Access Tub
- Deep Fill
- Vibration Reduction Technology\*
- SwinIn™ Tub Interior
- Self Clean
- Soft-Close Lid
- ENERGY STAR® Certified
- Smart Care™
- Accessibility (AUI, Braille)
- 750 RPM Maximum Spin Speed
- Digital Inverter Motor
- 17 Total Washing Cycles
- 10 Washing Options

**Specifications**

**12 Preset Washing Cycles:** Normal, Bedding/Waterproof, Heavy Duty, Colors, Whites, ActiveWash, Delicates, Quick Wash, Self Clean, Rinse + Spin, Deep Wash, Downloaded

**5 Downloadable Washing Cycles:** Permanent Press, Wool, Eco Cold, Denim, Power Rinse

**10 Washing Options:** Delay End, Presoak, Sound On/Off, Child Lock, Fabric Softener, Deep Fill, Super Speed, Smart Care, Smart Control, Spin Only

**5 Temperature Settings:** Hot, Warmer, Warm, Cool, Cold

**5 Soil Settings:** Heavy, Heavy Medium, Normal, Low Medium, Light

**5 Spin Settings:** High, Medium High, Medium, Low, No Spin

**Warranty**  
**One (1) Year Parts and Labor**  
**Three (3) Years Stainless Steel Tub (Part Only)**  
**Twenty (20) Years Washing DIT (Digital Inverter Motor) Motor Part (Part Only)**

**Product Dimensions & Weight (WxHxD)**  
Dimensions: 27 1/2" x 44 1/2" x 29 1/2"  
Weight: 136.7 lbs

**Shipping Dimensions & Weight (WxHxD)**  
Dimensions: 30 1/2" x 47 1/2" x 31 1/2"  
Weight: 145.5 lbs

**Convenience**

- Child Lock
- Dispenser Trays: Main Wash, Softener, Bleach

**Ratings**

ENERGY STAR® Rated:  
IMEF = 2.06  
IWF = 4.3  
120 kWh/yr

**Electrical Requirements**  
120 V / 60 Hz  
15 Amps

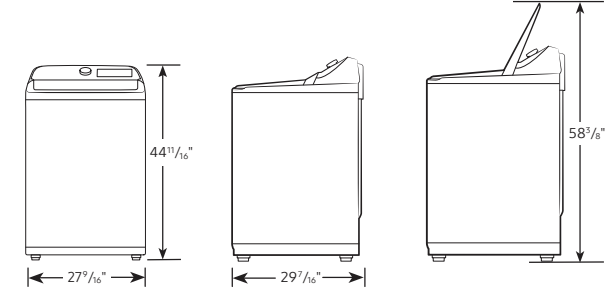
\*Available on Android and iOS devices. A Wi-Fi connection and a Samsung account are required.  
\*\*20-year warranty limited to the Digital Inverter Motor purchased on 3/1/2022 or later. Purchase receipt indicating purchase date required for a claim. Additional restrictions and limitations apply, see warranty for details.  
\*\*\*Requires Samsung Smart Washer/Dryer App. The Samsung Smart Washer/Dryer App supports Android OS 2.3.6 or later and iOS 3 or later for iPhone models. Samsung Smart Washer/Dryer App available in App Store and Play Store.

Washer Spec Sheet - page 1

**WA51DG5505AW**  
5.1 cu. ft. Large Capacity Smart Top Load Washer with ActiveWave™ Agitator and Super Speed Wash

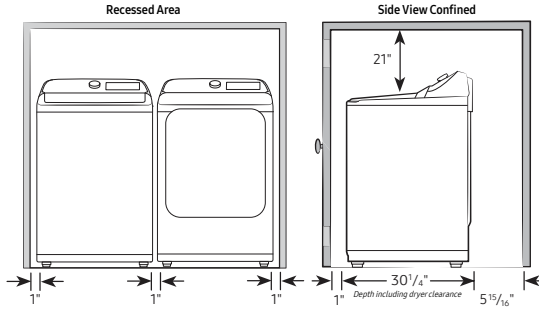
**SAMSUNG**

**Dimensions**  
Required dimensions for installation:

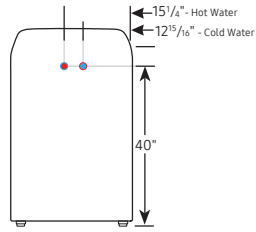


**Installation Specifications – Side-by-Side**  
If the washer and dryer are installed together or the dryer alone, the closet front must have two unobstructed air openings for a combined minimum total area of 72-inch². Your washer alone does not require a specific air opening.

**Alcove or closet installation**  
Minimum clearance for closet and alcove installations:



**Connection Dimensions**  
Back view of washer



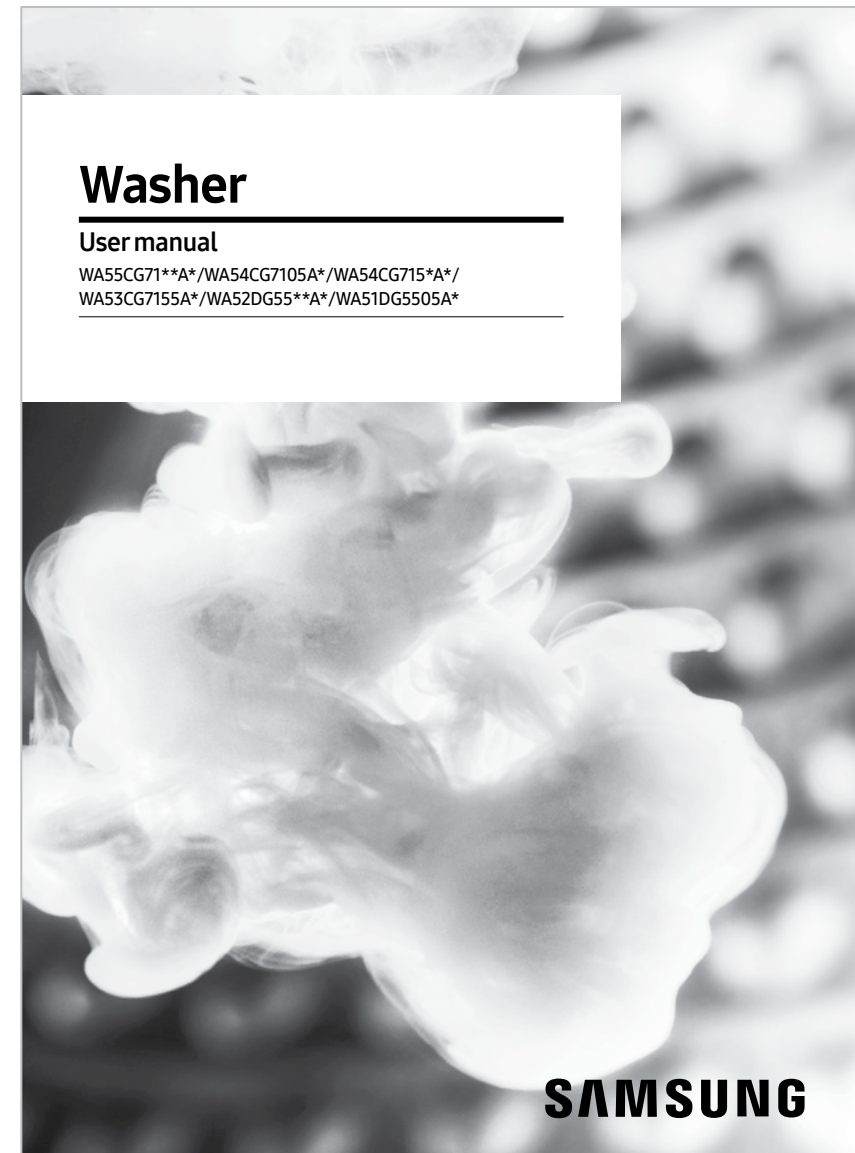
**LEGEND:**  
Hot Water Connection  
Cold Water Connection

Actual color may vary. Always check specifications under the product model and serial numbers and approvals.  
©2022 Samsung Electronics America, Inc. All rights reserved. Samsung Electronics America, Inc. is a registered trademark of Samsung Electronics Co., Ltd.

Washer Spec Sheet - page 2

**Washer**

**User manual**  
WA55CG71\*\*A\*/WA54CG7105A\*/WA54CG715\*A\*/WA53CG7155A\*/WA52DG55\*\*A\*/WA51DG5505A\*



**SAMSUNG**

Washer User Manual

**LIMITED WARRANTY (U.S.A.) – SAMSUNG TOP LOAD WASHER**

**Model:**  
WA51DG5505AW

**LIMITED WARRANTY TO ORIGINAL PURCHASER WITH PROOF OF PURCHASE**

This SAMSUNG brand product, as supplied and distributed by SAMSUNG ELECTRONICS AMERICA, INC. (SAMSUNG) and delivered new, in the original carton to the original consumer purchaser, is warranted by SAMSUNG against manufacturing defects in materials or workmanship for the limited warranty period, starting from the date of original purchase, of:

**One (1) year Parts and labor**  
**Three (3) years Stainless tub part (Part Only)**  
**Twenty (20) years: Washing DIT (Digital Inverter Motor) motor part (Part Only)**

This limited warranty is valid only on products purchased and used in the United States that have been installed, operated, and maintained according to the instructions attached to or furnished with the product. To receive warranty service, the purchaser must contact SAMSUNG at the address or phone number provided below for problem determination and service procedures. Warranty service can only be performed by a SAMSUNG authorized service center. The original dated bill of sale must be presented upon request as proof of purchase to SAMSUNG or SAMSUNG's authorized service center to receive warranty service.

SAMSUNG will provide in-home service within the contiguous United States during the warranty period at no charge, subject to availability of SAMSUNG authorized servicers within the customer's geographic area. If in-home service is not available, SAMSUNG may elect, at its option, to provide transportation of the product to and from an authorized service center. If the product is located in an area where service by a SAMSUNG authorized servicer is not available, you may be responsible for a trip charge or require to bring the product to a SAMSUNG authorized service center for service.

To receive in-home service, product must be unobstructed and accessible to the service agent.

During the applicable warranty period, a product will be repaired, replaced, or the purchase price refunded, at the sole option of SAMSUNG. SAMSUNG may use new or reconditioned parts in repairing a product, or replace the product with a new or reconditioned product. Replacement parts and products are warranted for the remaining portion of the original product's warranty or ninety (90) days, whichever is longer. All replaced parts and products are the property of SAMSUNG and you must return them to SAMSUNG.

This limited warranty covers manufacturing defects in materials or workmanship encountered in normal household, noncommercial use of this product and shall not cover the following: damage that occurs in shipment, delivery, installation, and uses for which this product was not intended; damage caused by unauthorized modification or alteration of the product; product where the original factory serial numbers have been removed, defaced, changed in any way, or cannot be readily determined; cosmetic damage including scratches, dents, chips, and other damage to the product's finishes; damage caused by abuse, misuse, pest infestations, accident, fire, floods, or other acts

Washer Warranty

U.S. Government Federal law prohibits removal of this label before consumer purchase.

**ENERGYGUIDE**

Clothes Washer  
Capacity Class: Standard

Samsung  
Models WA51DG5505A\*  
Capacity (tub volume): 5.1 cubic feet

**Compare ONLY to other labels with yellow numbers.**  
Labels with yellow numbers are based on the same test procedures.

**Estimated Yearly Energy Cost**  
(when used with an electric water heater)

**\$14**

\$4 Cost Range of Similar Models \$48

**120 kWh**  
Estimated Yearly Electricity Use

**\$10**  
Estimated Yearly Energy Cost  
(when used with a natural gas water heater)

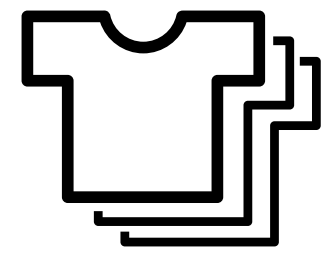
- Your cost will depend on your utility rates and use.
- Cost range based only on standard capacity models.
- Estimated energy cost based on six wash loads a week and a national average electricity cost of 14 cents per kWh and natural gas cost of \$1.21 per therm.

ftc.gov/energy

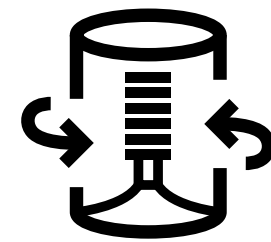
**ENERGY STAR**

Energy Guide

# Feature Icons




Large 5.1 cu. ft. Capacity



ActiveWave™ Agitator



Super Speed Wash



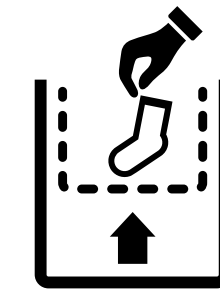
Wi-Fi Connectivity with SmartThings



Active WaterJet



20-Year Motor Warranty\*



EZ Access Tub

\*20-year warranty limited to the Digital Inverter Motor of washers purchased on 7/1/2022 or later. Purchase receipt indicating purchase date required for a claim. Additional restrictions and limitations apply, see warranty for details.



# Product Overview

## Product Titles

DVE52A5500W - 7.4 cu. ft. Smart Electric Dryer with Steam Sanitize+

DVG52A5500W - 7.4 cu. ft. Smart Gas Dryer with Steam Sanitize+

## Product Short Description (224 Characters)

Samsung's new Smart Dryer is Wi-Fi connected so you can receive end-of-cycle alerts, and schedule laundry from your smartphone.\* Steam Sanitize+ cycle removes 95% of pollen\*\* while relaxing wrinkles.

## Product Long Description (335 Characters)

Samsung's new Smart Dryer has integrated Wi-Fi that allows you to remotely start or stop your cycle, schedule laundry on your time, receive end-of-cycle alerts, and more, right from your smartphone.\* The Steam Sanitize+ removes 95% of pollen\*\* from fabric, while Multi-Steam refreshes clothing and relaxes light wrinkles.

\*Available on Android and iOS devices. A Wi-Fi connection and a Samsung account are required. Only monitoring enabled on Gas dryers for safety reasons.

\*\*Testing based on Samsung internal protocols. Results provided to and interpreted by Intertek. Individual results may vary.

## Easy Ads Links

<https://dam.gettyimages.com/p/z0c3461/digital-appliances?o=AND&q=DVE52A5500W>

<https://dam.gettyimages.com/p/z0c3461/digital-appliances?o=AND&q=DVG52A5500W>

## Available Color



## White

Electric Dryer Model Number: DVE52A5500W

Electric Dryer UPC: 887276557748

Gas Dryer Model Number: DVG52A5500W

Gas Dryer UPC: 887276557816






# Carousel Image Order

DVE52A5500W / DVG52A5500W








## Features and Benefits

Headline	Feature Name	Long Body Copy	Short Body Copy	Associated Image
<p><b>Remotely schedule cycles</b></p>	<p><b>Wi-Fi Connectivity with SmartThings</b></p>	<p>The SmartThings App sends you end-of-cycle notifications and lets you remotely start, stop, or monitor your dryer from your phone.*</p> <p><small>*Available on Android and iOS devices. A Wi-Fi connection and a Samsung account are required. Only monitoring enabled on Gas dryers for safety reasons.</small></p>	<p>Get end-of-cycle alerts, and remotely start, stop, or monitor your dryer from your phone.*</p> <p><small>*Available on Android and iOS devices. A Wi-Fi connection and a Samsung account are required. Only monitoring enabled on Gas dryers for safety reasons.</small></p>	
<p><b>Freshen up clothes</b></p>	<p><b>Steam Sanitize+</b></p>	<p>Our Steam Sanitize+ cycle removes 95% of pollen* from fabric, while Multi-Steam refreshes clothing and relaxes light wrinkles.</p> <p><small>*Testing based on Samsung internal protocols. Results provided to and interpreted by Intertek. Individual results may vary.</small></p>	<p>Removes 95% of pollen from fabric,* relaxes light wrinkles, and refreshes clothing.</p> <p><small>*Testing based on Samsung internal protocols. Results provided to and interpreted by Intertek. Individual results may vary.</small></p>	
<p><b>Worry-free drying</b></p>	<p><b>Sensor Dry</b></p>	<p>Automatically optimizes the time and temperature of your drying cycle to protect your clothes from heat damage, while avoiding excess energy use.*</p> <p><small>*The Sensor Dry icon turns on when in use.</small></p>	<p>Helps prevent overdrying for optimal fabric care.*</p> <p><small>*The Sensor Dry icon turns on when in use.</small></p>	






## Features and Benefits (Continued)


Headline	Feature Name	Long Body Copy	Short Body Copy	Associated Image
<b>Easy to troubleshoot</b>	<b>Smart Care</b>	<p>Easy troubleshooting from the convenience of your smartphone.* Smart Care interacts with your washer and dryer to perform an immediate diagnosis and offer quick solutions.</p> <p><small>*Requires Samsung Smart Washer/Dryer App. The Samsung Smart Washer/Dryer App supports Android OS 2.3.6 or later and iOS 3 or later for iPhone models. Samsung Smart Washer/Dryer App available in App Store and Play Store.</small></p>	<p>Easy troubleshooting from the convenience of your smartphone.*</p> <p><small>*Requires Samsung Smart Washer/Dryer App. The Samsung Smart Washer/Dryer App supports Android OS 2.3.6 or later and iOS 3 or later for iPhone models. Samsung Smart Washer/Dryer App available in App Store and Play Store.</small></p>	
N/A	<b>Interior Drum Light</b>	<p>Put an end to stray socks or smaller laundry items that are hard to spot. An interior drum light brightly illuminates your laundry and the rest of the interior, so you can quickly and safely check your dryer's contents.</p>	<p>Put an end to stray socks or small items that are hard to spot.</p>	
<b>Flexible opening</b>	<b>Reversible Dryer Door</b>	<p>Choose the direction your dryer door opens to better suit your laundry room layout.</p>	<p>Choose the direction your dryer door opens.</p>	



## Features and Benefits (Continued)

Headline	Feature Name	Long Body Copy	Short Body Copy	Associated Image
<p><b>Easier use, for everyone</b></p>	<p><b>Accessibility (AUI, Braille)</b></p>	<p>Aiding the visually and hearing impaired, your washer and dryer now features audio assistance, playing a different sound for each option, and braille right next to key control panel buttons.</p>	<p>Designed for easy use for everyone.</p>	
<p><b>Fit more for fewer loads</b></p>	<p><b>Large 7.4 cu. ft. Capacity</b></p>	<p>Fewer loads, less time in the laundry room, and more time doing the things you love.</p>	<p>Fewer loads, less time in the laundry room.</p>	
<p><b>Stop the fluff</b></p>	<p><b>Lint Filter Indicator</b></p>	<p>Stop worrying about lint or fluff building up and blocking your dryer's air intake. The Lint Filter Indicator light on the control panel will provide you with a helpful reminder when it's time to clean the filter, so your dryer maintains optimal performance.</p>	<p>The Lint Filter Indicator light lets you know when it's time to clean the filter.</p>	

## Features and Benefits (Continued)

Headline	Feature Name	Long Body Copy	Short Body Copy	Associated Image
<b>Perfect pair</b>	<b>Matching Washer</b>	Samsung washers and dryers team up to make light work of laundry day.	N/A	



## Related Products and Accessories

Washer Series	Color	Gas Dryer Conversion Kit	Dryer Vent Kit
WA52DG5500AW WA51DG5505AW	White	LPKIT-4	DV-2A

# Spec Sheet, User Manual & Warranty

**DVE52A5500W**  
Samsung 7.4 cu. ft. Smart Electric Dryer with Steam Sanitize+



**SAMSUNG**

**Available Color**  
White  
DVE52A5500W

**Features**

- Wi-Fi Connectivity\*
- Steam Sanitize+
- Sensor Dry
- Smart Care
- Interior Drum Light
- Reversible Door
- Accessibility (AUI, Braille)
- Large 7.4 cu. ft. Capacity
- Lint Filter Indicator
- 18 Total Drying Cycles
- 10 Options
- 5 Temperature Settings
- 4-Way Venting (Back, Bottom, Left, Right)

**Specifications**

**12 Preset Drying Cycles:**  
Refresh, Steam Sanitize+, Normal, Heavy Duty, Permanent Press, Bedding, Delicates, Activewear, Time Dry, Air Fluff, Quick Dry, Downloaded

**6 Downloadable Drying Cycles:**  
Wrinkle Away, Eco Normal, Towels, Shirts, Denim, Rack Dry

**10 Options:**  
Damp Alert, Wrinkle Prevent, Adjust Time (Up), Adjust Time (Down), Child Lock, Alarm Off, Eco Dry, Smart Care, Drum Light, Smart Control

**5 Temperature Settings:**  
High, Medium High, Medium, Medium Low, Low

**Convenience**

- Child Lock
- Lint Filter Indicator

**Rating**  
644 kWh/yr

**Electrical Requirements**  
120 V / 240 V / 60 Hz  
30 Amps

**Matching Washers**

Electric Dryer	Model #	UPC Code
White	DVE52A5500W	887216557748

**Gas Dryer**

White	DVG52A5500W	887216559596
-------	-------------	--------------

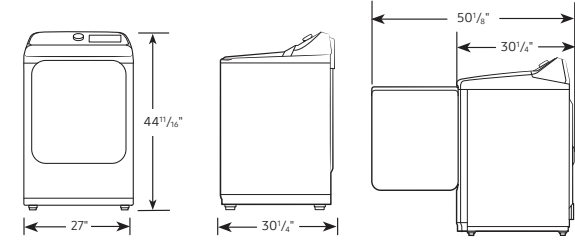
**Optional Accessories**

Vent Kit	DVJ-2A	88721646416
Gas to Propane Converter Kit	LPKIT-4	887216552787

\*Requires wireless network, Samsung account and SmartThings App. The Samsung SmartThings App supports Android OS 4.0 or iOS 9 or later which is optimized for Samsung smartphones (Galaxy S and Galaxy Note series). This app also supports iOS 7 or later for iPhone models. SmartThings App available in App Store and Play Store. Dry monitoring enabled on Gas Dryers for safety reasons.

Electric Dryer Spec Sheet - page 1

**DVE52A5500W**  
Samsung 7.4 cu. ft. Smart Electric Dryer with Steam Sanitize+



**SAMSUNG**

**Dimensions**  
Required clearance for installation:

44 1/4" (Height)  
27" (Depth)  
30 1/4" (Width)  
50 1/4" (Total Width)  
30 1/4" (Clearance)

**Installation Specifications – Side-by-Side**  
If the washer and dryer are installed together or the dryer alone, the closet front must have two unobstructed air openings for a combined minimum total area of 72-inch\*. Your washer alone does not require a specific air opening.

**Alcove or closet installation**  
Minimum clearance for closet and alcove installations:

**Recessed Area**  
21" (Height)  
30 1/4" (Width)  
5 1/4" (Clearance)

**Side View Confined**  
21" (Height)  
30 1/4" (Width)  
5 1/4" (Clearance)

**Connection Dimensions**  
Back and side view of Electric Dryer:

6 1/4" (Vent Hole Spacing)  
7" (Vent Hole Height)  
14 1/4" (Vent Hole Diameter)  
3 1/4" (Vent Hole Offset)  
8" (Vent Hole Spacing)  
4 7/8" (Vent Hole Diameter)

**LEGEND:**  
Cold Water Connection  
Gas Connection

\*Actual color may vary. Always consult specifications, and any available and subject to change without notice. © Samsung Electronics America, Inc. All rights reserved. Samsung is a registered trademark of Samsung Electronics Co., Ltd.

Electric Dryer Spec Sheet - page 2

**DVG52A5500W**  
Samsung 7.4 cu. ft. Smart Gas Dryer with Steam Sanitize+



**SAMSUNG**

**Available Color**  
White  
DVG52A5500W

**Features**

- Wi-Fi Connectivity\*
- Steam Sanitize+
- Sensor Dry
- Smart Care
- Interior Drum Light
- Reversible Door
- Accessibility (AUI, Braille)
- Large 7.4 cu. ft. Capacity
- Lint Filter Indicator
- 18 Total Drying Cycles
- 10 Options
- 5 Temperature Settings
- 5-Way Venting (Back, Bottom, Left)

**Specifications**

**12 Preset Drying Cycles:**  
Refresh, Steam Sanitize+, Normal, Heavy Duty, Permanent Press, Bedding, Delicates, Activewear, Time Dry, Air Fluff, Quick Dry, Downloaded

**6 Downloadable Drying Cycles:**  
Wrinkle Away, Eco Normal, Towels, Shirts, Denim, Rack Dry

**10 Options:**  
Damp Alert, Wrinkle Prevent, Adjust Time (Up), Adjust Time (Down), Child Lock, Alarm Off, Eco Dry, Smart Care, Drum Light, Smart Control

**5 Temperature Settings:**  
High, Medium High, Medium, Medium Low, Low

**Convenience**

- Child Lock
- Lint Filter Indicator

**Electrical Requirements**  
120 V / 60 Hz  
15 Amps

**Matching Washers**

Gas Dryer	Model #	UPC Code
White	DVG52A5500W	887216559596

**Electric Dryer**

White	DVE52A5500W	887216557748
-------	-------------	--------------

**Optional Accessories**

White	WAS20G5500AW	887216818285
White Lightstar1	WAS20G5505AW	887216818289

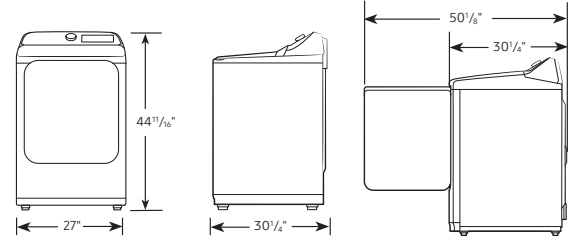
**Optional Accessories**

Vent Kit	DVJ-2A	88721646416
Gas to Propane Converter Kit	LPKIT-4	887216552787

\*Requires wireless network, Samsung account and SmartThings App. The Samsung SmartThings App supports Android OS 4.0 or iOS 9 or later which is optimized for Samsung smartphones (Galaxy S and Galaxy Note series). This app also supports iOS 7 or later for iPhone models. SmartThings App available in App Store and Play Store. Dry monitoring enabled on Gas Dryers for safety reasons.

Gas Dryer Spec Sheet - page 1

**DVG52A5500W**  
Samsung 7.4 cu. ft. Smart Gas Dryer with Steam Sanitize+



**SAMSUNG**

**Dimensions**  
Required clearance for installation:

44 1/4" (Height)  
27" (Depth)  
30 1/4" (Width)  
50 1/4" (Total Width)  
30 1/4" (Clearance)

**Installation Specifications – Side-by-Side**  
If the washer and dryer are installed together or the dryer alone, the closet front must have two unobstructed air openings for a combined minimum total area of 72-inch\*. Your washer alone does not require a specific air opening.

**Alcove or closet installation**  
Minimum clearance for closet and alcove installations:

**Recessed Area**  
21" (Height)  
30 1/4" (Width)  
5 1/4" (Clearance)

**Side View Confined**  
21" (Height)  
30 1/4" (Width)  
5 1/4" (Clearance)

**Connection Dimensions**  
Back and side view of Gas Dryer:

6 1/4" (Vent Hole Spacing)  
7" (Vent Hole Height)  
14 1/4" (Vent Hole Diameter)  
3 1/4" (Vent Hole Offset)  
8" (Vent Hole Spacing)  
4 7/8" (Vent Hole Diameter)


**LEGEND:**  
Cold Water Connection  
Gas Connection

\*Actual color may vary. Always consult specifications, and any available and subject to change without notice. © Samsung Electronics America, Inc. All rights reserved. Samsung is a registered trademark of Samsung Electronics Co., Ltd.

Gas Dryer Spec Sheet - page 2

**Dryer**

**User manual**  
DVE(G)55A7700\*/DVE(G)55A7300\*/DVE(G)52A5500\*



**SAMSUNG**

User Manual

**Warranty (U.S.A) – SAMSUNG DRYER**

**Models:**  
DVE(G)52A5500W  
DVE(G)52A5500V  
DVE(G)52A5500C

**LIMITED WARRANTY TO ORIGINAL PURCHASER WITH PROOF OF PURCHASE**

This SAMSUNG brand product, as supplied and distributed by SAMSUNG ELECTRONICS AMERICA INC. (SAMSUNG) and delivered new, in the original carton to the original consumer purchaser, is warranted by SAMSUNG against manufacturing defects in materials or workmanship for the limited warranty period, starting from the date of original purchase, of:

**One (1) Year Parts and Labor**

This limited warranty is valid only on products purchased and used in the United States that have been installed, operated, and maintained according to the instructions attached to or furnished with the product. To receive warranty service, the purchaser must contact SAMSUNG at the address or phone number provided below for problem determination and service procedures. Warranty service can only be performed by a SAMSUNG authorized service center. The original dated bill of sale must be presented upon request as proof of purchase to SAMSUNG or SAMSUNG's authorized service center to receive warranty service.

SAMSUNG will provide in-home service within the contiguous United States during the warranty period at no charge, subject to availability of SAMSUNG authorized servicers within the customer's geographic area. If in-home service is not available, SAMSUNG may elect, at its option, to provide transportation of the product to and from an authorized service center. If the product is located in an area where service by a SAMSUNG authorized servicer is not available, you may be responsible for a trip charge or required to bring the product to a SAMSUNG authorized service center for service.


To receive in-home service, product must be unobstructed and accessible to the service agent.

During the applicable warranty period, a product will be repaired, replaced, or the purchase price refunded, at the sole option of SAMSUNG. SAMSUNG may use new or reconditioned parts in repairing a product, or replace the product with a new or reconditioned product. Replacement parts and products are warranted for the remaining portion of the original product's warranty or ninety (90) days, whichever is longer. All replaced parts and products are the property of SAMSUNG and you must return them to SAMSUNG.


Warranty



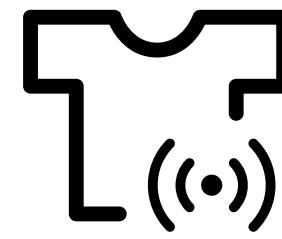
# Feature Icons



Wi-Fi Connectivity  
with SmartThings



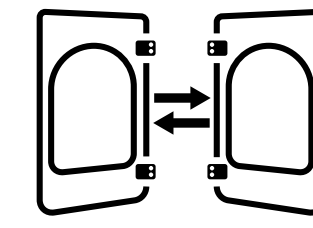
Steam Sanitize+



Sensor Dry



Smart Care



Reversible Dryer  
Door