

# SAMSUNG

# Product Guide

## 8600 Series Laundry

WF50A8600AE - Washer

DVE50A8600E - Electric Dryer

DVG50A8600E - Gas Dryer

Available in Ivory and Brushed Black



# Table of Contents

## WF50A8600AE - Front Load Washer

### Product Overview

Product Overview 4

Carousel Image Order 5

### Product Messaging

Features and Benefits 7

### Product Specs

Related Products and Accessories 15

Spec Sheet 15

Energy Guide and User Manual 16

**Feature Icons 18**

## DVE50A8600E - Electric Dryer

## DVG50A8600E - Gas Dryer

### Product Overview

Product Overview 20

Carousel Image Order 21

### Product Messaging

Features and Benefits 24

### Product Specs

Related Products and Accessories 31

Spec Sheets 32

User Manual 34

**Feature Icons 36**



# Product Overview

---

**WF50A8600AE – 5.0 cu. ft. Extra-Large Capacity  
Smart Dial Front Load Washer with MultiControl™**

# Product Overview

## Product Title

5.0 cu. ft. Extra-Large Capacity Smart Dial Front Load Washer with MultiControl™

## Product Short Description (224 Characters)


Samsung's new 5.0 cu. ft. Extra-Large Capacity Smart Dial Front Load Washer uses AI Power to learn and recommend your favorite wash cycles and has CleanGuard™ antimicrobial technology that helps keep the drum smelling fresh.\*

## Product Long Description (379 Characters)

Samsung's new Smart Dial Front Load Washer uses AI Power to learn and recommend your favorite wash cycles and displays them first for quick access in a simplified, easy-to-use control panel. It has an extra-large 5.0 cu. ft. capacity, and features CleanGuard™ antimicrobial technology to keep the inside of the drum smelling fresh and for added protection on high touch surfaces.\*

\*Antimicrobial treatment does not protect users or other items against bacteria, viruses, germs, or other disease organisms.


## Available Colors



### Ivory

Model Number: WF50A8600AE


UPC: 887276518992



### Brushed Black

Model Number: WF50A8600AV

UPC: 887276519005





# Carousel Image Order

Easy Ads links

Retail.com: <https://dam.gettyimages.com/p/z0c3461/external?q=WF50A8600AE%20carousel%20images%20rcom>

Samsung.com: <https://dam.gettyimages.com/p/z0c3461/external?q=WF50A8600AE%20carousel%20images%20scom>

360 Spin: <https://dam.gettyimages.com/p/z0c3461/external?q=WF50A8600AE%20360%20Spins>


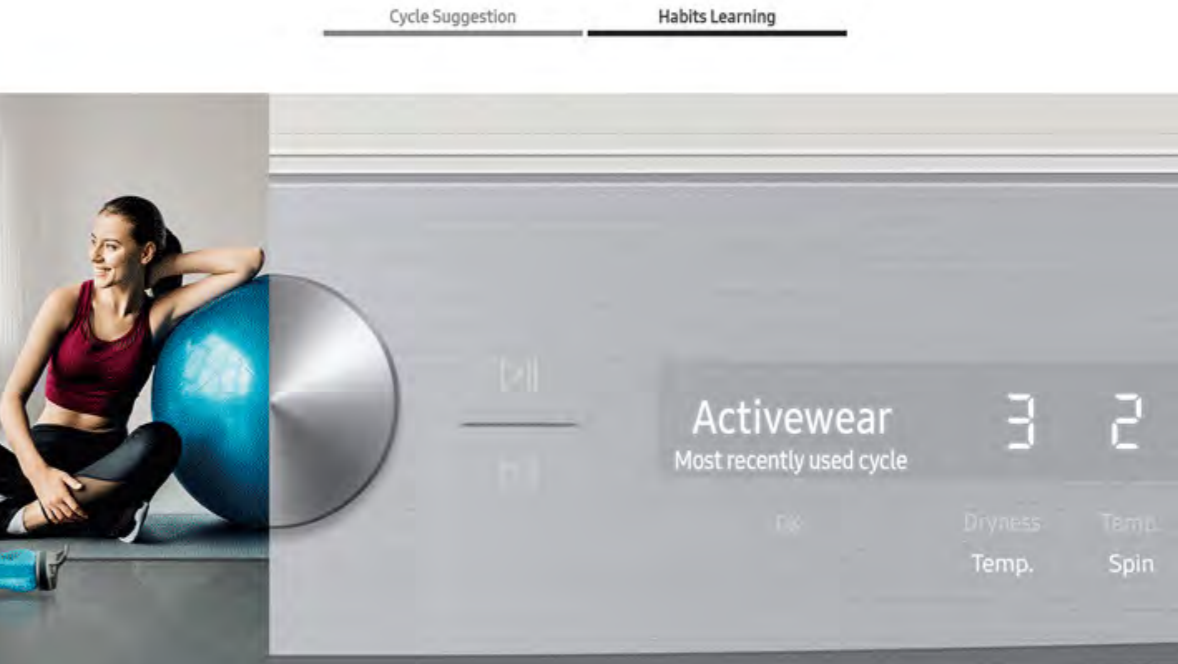



# Product Messaging

---




**WF50A8600AE – 5.0 cu. ft. Extra-Large Capacity  
Smart Dial Front Load Washer with MultiControl™**



Features and Benefits – WF50A8600AE				
Headline	Feature Name	Long Body Copy	Short Body Copy	Associated Image
<b>The New, Improved White</b>	<b>Ivory Finish</b>	Samsung’s new premium ivory finish marries a timeless color with a sophisticated design, never before seen in laundry. Ivory is the latest offering in a palette of colors perfect to complement today’s design trends.	Samsung’s new premium ivory finish marries a timeless color with a sophisticated design, never before seen in laundry.	
<b>Laundry just got smarter</b>	<b>AI Powered Smart Dial</b>	Samsung’s simple to use, AI Powered Smart Dial learns and recommends your favorite wash cycles and allows you to customize your cycle list, change the displayed language, and operate the dryer right from the washer when the units are stacked.*  *Operating dryer from washer requires DV-MCK/A1 (sold separately) and stacking kit (sold separately).	Samsung’s AI Powered Smart Dial learns and recommends your favorite wash cycles and allows you to operate the dryer right from the washer when the units are stacked.*  *Operating dryer from washer requires DV-MCK/A1 (sold separately) and stacking kit (sold separately).	
<b>Controls within reach</b>	<b>MultiControl™</b>	Eliminate the long reach and operate your dryer right from your washer when the units are stacked.*  *Use of this feature requires a stacked washer and dryer (stacking kit sold separately) and DV-MCK/A1, which is sold separately.	Operate your dryer right from your washer when stacking.*  *Use of this feature requires a stacked washer and dryer (stacking kit sold separately) and DV-MCK/A1, which is sold separately.	

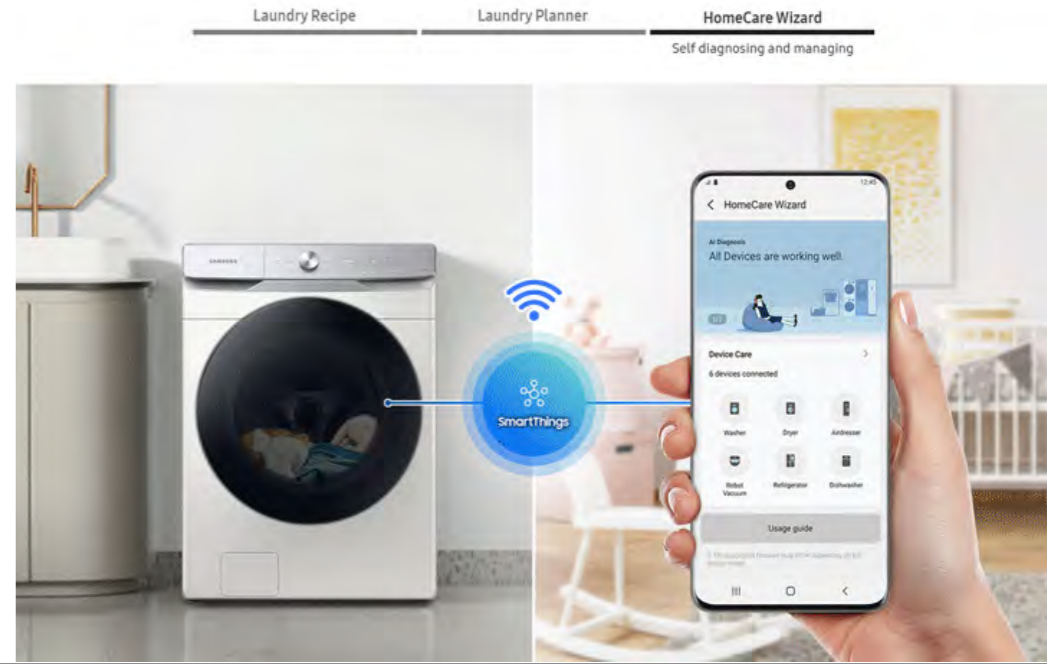




## Features and Benefits – WF50A8600AE (Continued)

Headline	Feature Name	Long Body Copy	Short Body Copy	Associated Image
<p><b>Fits any space</b></p>	<p><b>Flexible Installation</b></p>	<p>Install your washer and dryer stacked or side by side to fit any space.</p>	<p>Your choice, stacked or side by side.</p>	
<p><b>Wash a full load in 28 minutes, wash and dry in under an hour*</b></p>	<p><b>Super Speed Wash</b></p>	<p>Wash a full load of laundry with full performance in just 28 minutes, and with an added Super Speed Dryer, achieve a complete wash and dry in under an hour.*</p> <p><small>*Based on using Super Speed cycle with an 8 lb load.</small></p>	<p>Powerful cleaning in just 28 minutes and achieve a complete wash and dry in under an hour with an added Super Speed Dryer.*</p> <p><small>*Based on using Super Speed cycle with an 8 lb load.</small></p>	
<p><b>Fit more for fewer loads</b></p>	<p><b>Extra-Large 5.0 cu. ft. Capacity</b></p>	<p>Fewer loads, less time in the laundry room, and more time doing the things you love.</p>	<p>Fewer loads, less time in the laundry room.</p>	



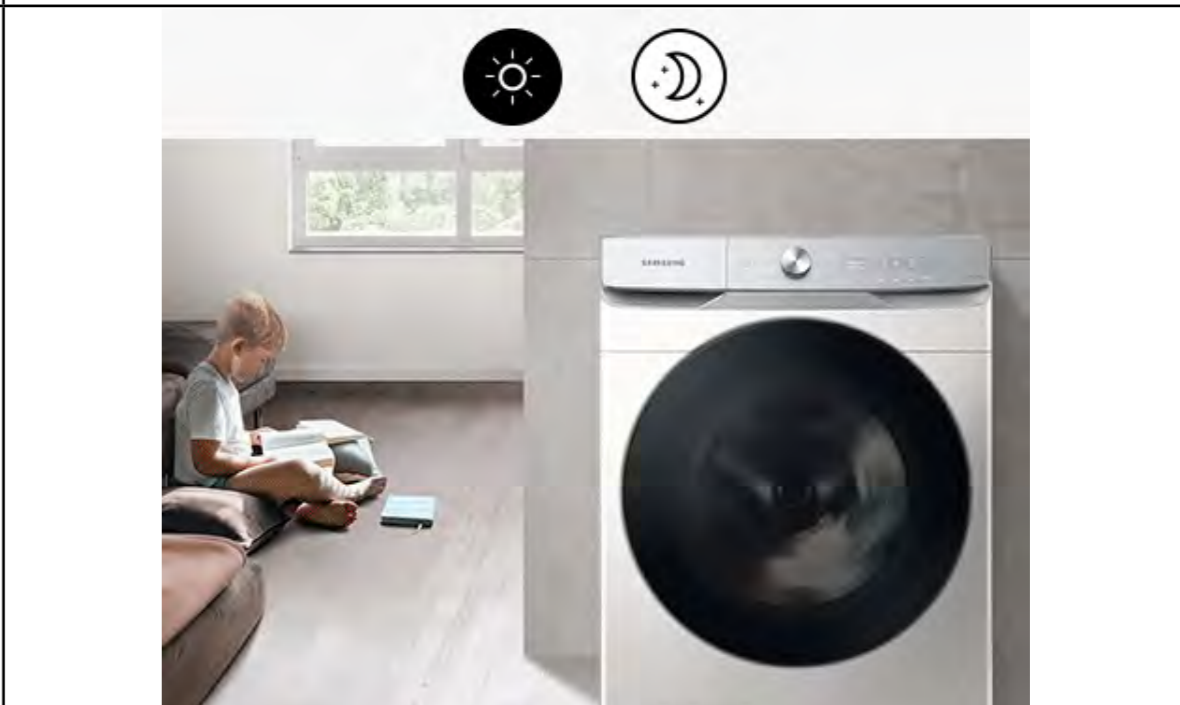


## Features and Benefits – WF50A8600AE (Continued)

Headline	Feature Name	Long Body Copy	Short Body Copy	Associated Image
<p><b>Control in the palm of your hand</b></p>	<p><b>Wi-Fi Connectivity</b></p>	<p>Wi-Fi connected so you can receive end of cycle alerts, remotely start or stop your wash, and schedule cycles on your time and more, right from your smartphone with the SmartThings App.*</p> <p><small>*Requires wireless network, Samsung account and Samsung SmartThings App. The Samsung SmartThings App supports Android OS 4.0 (ICS) or later which is optimized for Samsung smartphones (Galaxy S and Galaxy Note series). This app also supports iOS 7 or later for iPhone models. Samsung SmartThings App available in App Store and Play Store.</small></p>	<p>Receive end of cycle alerts, remotely start, schedule and more from your smartphone with the SmartThings App.*</p> <p><small>*Requires wireless network, Samsung account and Samsung SmartThings App. The Samsung SmartThings App supports Android OS 4.0 (ICS) or later which is optimized for Samsung smartphones (Galaxy S and Galaxy Note series). This app also supports iOS 7 or later for iPhone models. Samsung SmartThings App available in App Store and Play Store.</small></p>	
<p>N/A</p>	<p><b>20-Year Motor Warranty*</b></p>	<p>Purchase Samsung Washers with confidence and receive a 20-year warranty on the Digital Inverter Motor.*</p> <p><small>*20-year warranty limited to the Digital Inverter Motor of washers assembled in the USA purchased on 7/1/2022 or later. Purchase receipt indicating purchase date required for a claim. Additional restrictions and limitations apply, see warranty for details.</small></p>	<p>N/A</p>	
<p><b>A cleaner, protected washer</b></p>	<p><b>CleanGuard™</b></p>	<p>Treated with antimicrobial technology to deliver long-lasting protection of high-touch areas and help keep the drum and detergent drawer smelling fresh.*</p> <p><small>*Antimicrobial treatment does not protect users or other items against bacteria, viruses, germs, or other disease organisms.</small></p>	<p>Have peace of mind with antimicrobial technology that protects high-touch areas and helps keep the drum smelling fresh.*</p> <p><small>*Antimicrobial treatment does not protect users or other items against bacteria, viruses, germs, or other disease organisms.</small></p>	






## Features and Benefits – WF50A8600AE (Continued)


Headline	Feature Name	Long Body Copy	Short Body Copy	Associated Image
<b>Gently remove stains</b>	<b>Steam</b>	The power of steam lets you gently remove stains without any time-consuming pretreatments. Steam is released from the drum so every item in the load is thoroughly saturated, ensuring a deep clean.	The power of steam lets you gently remove stains without any time-consuming pretreatments.	
N/A	<b>ENERGY STAR® Most Efficient</b>	Our washers are recognized by the EPA in delivering cutting-edge energy efficiency, along with the latest in technological innovation.* <small>*Visit <a href="http://www.energystar.gov">www.energystar.gov</a> for more information on ENERGY STAR® guidelines.</small>	Recognition for delivering cutting-edge energy efficiency and innovation.* <small>*Visit <a href="http://www.energystar.gov">www.energystar.gov</a> for more information on ENERGY STAR® guidelines.</small>	
<b>Quiet washing anytime, any place</b>	<b>Vibration Reduction Technology+</b>	Do your laundry without disturbing anyone at any time and in any place. Innovative Vibration Reduction Technology+ reduces noise and vibration for quiet washing.	Reduces noise and vibration for quiet washing.	



## Features and Benefits – WF50A8600AE (Continued)

Headline	Feature Name	Long Body Copy	Short Body Copy	Associated Image
N/A	<b>Swirl+ Drum Interior</b>	Improved drum pattern extracts more water more quickly during the rinsing cycle and prevents fabrics from snagging during washing.	Improved drum pattern extracts more water more quickly.	
<b>Keep your washer fresh and clean</b>	<b>Self Clean+</b>	Keep your washer tub fresh and clean. Self Clean+ will notify you every 40 wash cycles when it is time for a cleaning.	Keep your washer tub fresh and clean.	
<b>Easier use, for everyone</b>	<b>ADA Compliant</b>	<p>With use of a Samsung Riser,* your washer or dryer is compliant with the Americans with Disabilities Act (ADA), making loading and unloading much easier.</p> <p><small>*ADA Compliant when using 27" wide riser. (Riser model codes: WE272NV, WE272NW, WE272NC)</small></p>	<p>Designed for easy use for everyone.*</p> <p><small>*ADA Compliant when using 27" wide riser. (Riser model codes: WE272NV, WE272NW, WE272NC)</small></p>	

## Features and Benefits – WF50A8600AE (Continued)

Headline	Feature Name	Long Body Copy	Short Body Copy	Associated Image
Perfect pair	Matching Accessories	Round out your laundry setup with a matching dryer, pedestal, riser, and more.	N/A	



# Product Specs

---

**WF50A8600AE – 5.0 cu. ft. Extra-Large Capacity  
Smart Dial Front Load Washer with MultiControl™**

## Related Products and Accessories

Dryer Series	Type	Color	Pedestal
DVE50A8600E	Electric Dryer	Ivory	WE402NE
DVG50A8600E	Gas Dryer	Ivory	WE402NE
DVE50A8600V	Electric Dryer	Brushed Black	WE402NV
DVG50A8600V	Gas Dryer	Brushed Black	WE402NV

Riser	MultiControl™	Stacking Kit
WE272NV	DV-MCK	SKK-8K



# Spec Sheet

Easy Ads link

<https://dam.gettyimages.com/p/z0c3461/external?q=WF50A8600AE%20Spec%20Sheet>

## WF50A8600AE

Samsung 5.0 cu. ft. Extra-Large Capacity Smart Dial Front Load Washer with MultiControl™



## SAMSUNG

**Features**

- AI Powered Smart Dial
- MultiControl™
- Flexible Installation
- Super Speed Wash
- Extra-Large 5.0 cu. ft. Capacity
- Wi-Fi Connectivity<sup>1</sup>
- CleanGuard™
- Steam
- ENERGY STAR® Most Efficient
- Vibration Reduction Technology+
- Swirl+ Drum Interior
- Self Clean+
- ADA Compliant<sup>2</sup>
- Direct Drive Motor
- 1200 RPM Maximum Spin Speed
- Internal Water Heater
- 24 Total Washing Cycles
- 13 Additional Options

**Convenience**

- Child Lock
- Dispenser Trays: Main Wash, Softener, Bleach

**Ratings**

ENERGY STAR®-rated  
CEE Tier 3  
IMEF = 3.10  
IWF = 2.9  
99 kWh/yr

**Electrical Requirements**

120 V / 60 Hz  
15 Amps

**24 Total Washing Cycles:**  
Normal, Heavy Duty, Bedding, Permanent Press, Delicates, ActiveWear, Wool, Towels, Eco Cold, Rinse + Spin, Self Clean+, Small Load, Colors, Power Rinse, Spin Only, Outdoor, Denim, Super Speed, Steam Sanitize, Steam Allergen, Steam Normal, Power Steam, Steam Whites, Steam Bulky

**13 Additional Washing Options:**  
Presoak, Extra Rinse, My Cycle, Delay End, Smart Control, Super Speed, Child Lock, AI Pattern, Alarm, Calibration, Wi-Fi, Language, Factory Reset

**5 Temperature Settings:**  
Extra Hot, Hot, Warm, Cool, Cold

**5 Spin Settings:**  
Extra High, High, Medium, Low, Extra Low

**5 Soil Settings:**  
Heavy, Heavy Medium, Normal, Low Medium, Light

**Warranty**  
One (1) Year Parts and Labor  
Three (3) Years Stainless Tub Part (Part Only)  
Washing DIT (Digital Inverter Motor)  
Motor Part (Part Only):  
Ten (10) Years  
Twenty (20) Years Limited to "U.S.-Assembled" Washers Only

**Product Dimensions & Weight (WxHxD)**  
Dimensions: 27" x 38 1/2" x 33 1/2"  
Weight: 216 lbs

**Shipping Dimensions & Weight (WxHxD)**  
Dimensions: 29 7/8" x 42 7/8" x 35 3/8"  
Weight: 220 lbs

**Available Colors**

 Ivory

 Brushed Black

Washer	Model #	UPC Code
Ivory	WF50A8600AE	887276518992
Brushed Black	WF50A8600AV	887276519005

**Matching Electric Dryer**

Ivory	DVE50A8600E	887276521558
Brushed Black	DVE50A8600V	887276517728

**Matching Gas Dryer**

Ivory	DVG50A8600E	887276517742
Brushed Black	DVG50A8600V	887276517759

**Optional Accessories**

Ivory Pedestal	WE402NE	887276529073
Brushed Black/Black Stainless Steel Pedestal	WE402NV	887276510145
Brushed Black/Black Stainless Steel Riser	WE272NV	887276197630

**MultiControl™ Kit and Stacking Kit**

MultiControl™ Kit	SKK-8MC	887276597959
MultiControl™	DV-MCK	887276528953
Stacking Kit	SKK-8K	887276344034

<sup>1</sup>Requires wireless network, Samsung account and Samsung SmartThings App. The Samsung Smart Things App supports Android OS 4.0 (ICS) or later which is optimized for Samsung smartphones (Galaxy S and Galaxy Note series). This app also supports iOS 7 or later for iPhone models. Samsung SmartThings App available in App Store and Play Store.

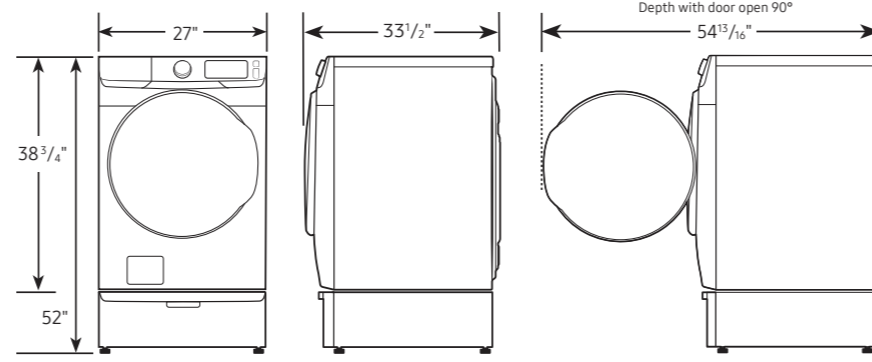
<sup>2</sup>ADA Compliant when using 27" wide riser. (Riser model codes: WE272NV, WE272NV, WE272NC)

## WF50A8600AE

Samsung 5.0 cu. ft. Extra-Large Capacity Smart Dial Front Load Washer with MultiControl™

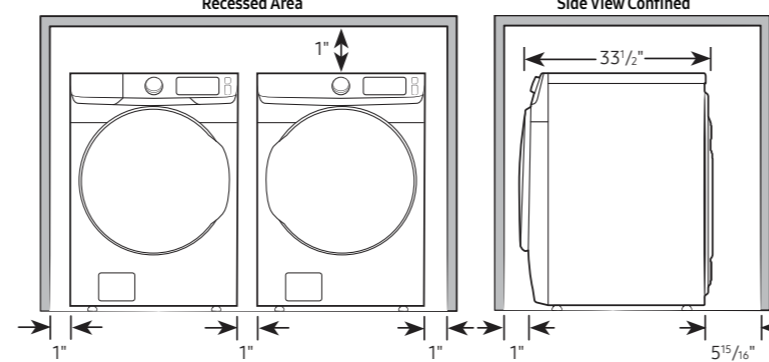
## SAMSUNG

**Dimensions**  
Required dimensions for installation with pedestal:

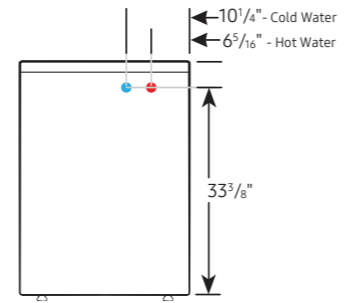


**Installation Specifications – Side-by-Side or Stand-Alone**  
If the washer and dryer are installed together or the dryer alone, the closet front must have two unobstructed air openings for a combined minimum total area of 72-inch<sup>2</sup>. Your washer alone does not require a specific air opening.

**Alcove or closet installation**  
Minimum clearance for closet and alcove installations:



**Connection Dimensions**  
Back view of washer



**LEGEND:**

- Cold Water Connection
- Hot Water Connection
- Gas Connection

Actual color may vary. Design, specifications, and color availability are subject to change without notice. Non-metric weights and measurements are approximate.

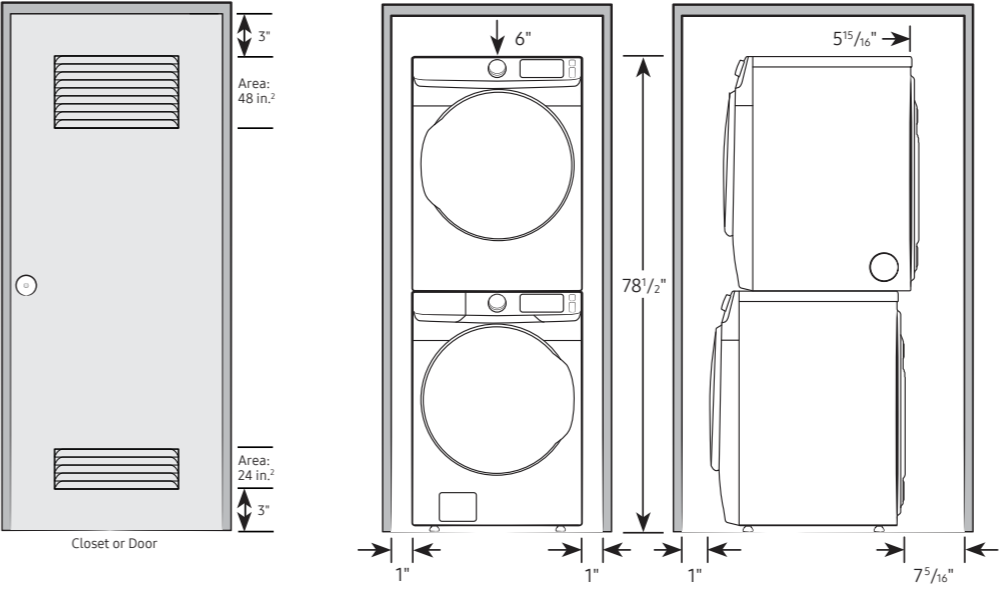
©2021 Samsung Electronics America, Inc. 82 Challenger Road, Ridgefield Park, NJ 07660. Tel: 800-SAMSUNG, samsung.com. Samsung is a registered trademark of Samsung Electronics Co., Ltd.

## WF50A8600AE

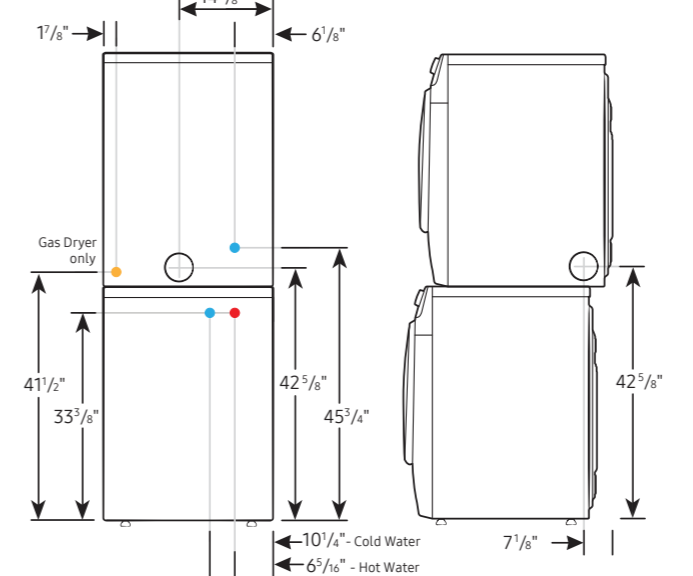
Samsung 5.0 cu. ft. Extra-Large Capacity Smart Dial Front Load Washer with MultiControl™

## SAMSUNG

**Installation Specifications – Stacked Pair**  
Clearances indicated are for stacked pairs. The closet front must have two unobstructed air openings for a combined minimum total area of 72-inch<sup>2</sup>.



**Connection Dimensions**  
Back and side views of stacked pair



**LEGEND:**

- Cold Water Connection
- Hot Water Connection
- Gas Connection

Actual color may vary. Design, specifications, and color availability are subject to change without notice. Non-metric weights and measurements are approximate.

©2021 Samsung Electronics America, Inc. 82 Challenger Road, Ridgefield Park, NJ 07660. Tel: 800-SAMSUNG, samsung.com. Samsung is a registered trademark of Samsung Electronics Co., Ltd.

Washer Spec Sheet - page 1

Washer Spec Sheet - page 2

Washer Spec Sheet - page 3

# Energy Guide and User Manual

## Easy Ads link

<https://dam.gettyimages.com/p/z0c3461/external?q=WF50A8600AE%20Energy%20Guide>

U.S. Government Federal law prohibits removal of this label before consumer purchase.

# ENERGYGUIDE

Clothes Washer Capacity Class: Standard Samsung Models WF50A86\*\*A\* Capacity (tub volume): 5.0 cubic feet

**Compare ONLY to other labels with yellow numbers.**  
Labels with yellow numbers are based on the same test procedures.

**Estimated Yearly Energy Cost**  
(when used with an electric water heater)

**\$12**

\$8 Cost Range of Similar Models \$51

**99 kWh**  
Estimated Yearly Electricity Use

**\$10**  
Estimated Yearly Energy Cost  
(when used with a natural gas water heater)

- Your cost will depend on your utility rates and use.
- Cost range based only on standard capacity models.
- Estimated energy cost based on six wash loads a week and a national average electricity cost of 12 cents per kWh and natural gas cost of \$1.09 per therm.

ftc.gov/energy ENERGY STAR DC68-04261B-00

Energy Guide

## Easy Ads link

<https://dam.gettyimages.com/p/z0c3461/external?q=WF50A8600AE%20User%20Manual>

**Washer**

User manual  
WF50A86\*\*A\*

**SAMSUNG**

User Manual



# Feature Icons

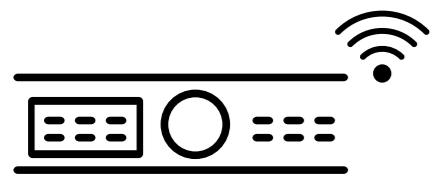
---

**WF50A8600AE – 5.0 cu. ft. Extra-Large Capacity  
Smart Dial Front Load Washer with MultiControl™**

# Feature Icons

## Easy Ads link

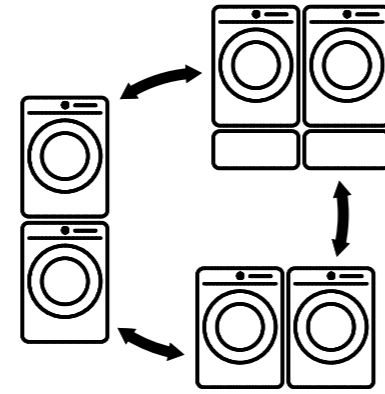
<https://dam.gettyimages.com/p/z0c3461/external?q=WF50A8600AE%20ICONS>



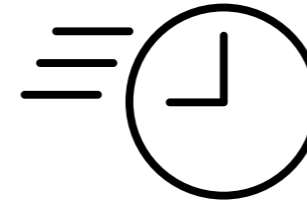
AI Powered Smart Dial



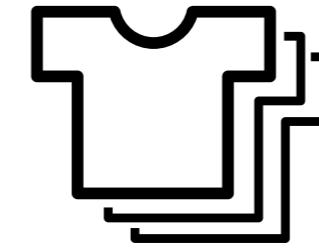
MultiControl™




Flexible Installation



Super Speed Wash



Extra-Large 5.0 cu. ft. Capacity



Wi-Fi Connectivity



20-Year Motor Warranty\*

\*20-year warranty limited to the Digital Inverter Motor of washers assembled in the USA purchased on 7/1/2022 or later. Purchase receipt indicating purchase date required for a claim. Additional restrictions and limitations apply, see warranty for details.



# Product Overview

---

**DVE50A8600E - 7.5 cu. ft. Smart Dial Electric Dryer  
with Super Speed Dry**

**DVG50A8600E - 7.5 cu. ft. Smart Dial Gas Dryer  
with Super Speed Dry**

# Product Overview

## Product Title

DVE50A8600V - 7.5 cu. ft. Smart Dial Electric Dryer with Super Speed Dry  
 DVG50A8600V - 7.5 cu. ft. Smart Dial Gas Dryer with Super Speed Dry

## Product Short Description (217 Characters)

Samsung's new Smart Dial Dryer uses AI power to learn and recommend your favorite drying cycles, dries clothing in just 30 minutes with Super Speed Dry,\* and eliminates 99.9% of germs and bacteria with Steam Sanitize+.\*\*


## Product Long Description (336 Characters)

Samsung's new Smart Dial Dryer uses AI power to learn and recommend your favorite drying cycles and displays them first for quick access in a simplified, easy-to-use control panel. You can also dry a full load of laundry in just 30 minutes with Super Speed Dry\* and eliminate 99.9% of germs and bacteria on clothing with Steam Sanitize+.\*\*

\*Based on 8lb D.O.E. standard load (50% cotton, 50% poly).


\*\*Based on internal testing and independently verified by Intertek. Individual results may vary.

## Available Colors



### Ivory

Model Number: DVE50A8600E  
 UPC: 887276521558  
 Model Number: DVG50A8600E  
 UPC: 887276517742



### Brushed Black

Model Number: DVE50A8600V  
 UPC: 887276517728  
 Model Number: DVG50A8600V  
 UPC: 887276517759





# Carousel Image Order

## Electric Dryer

Easy Ads links

Retail.com: <https://dam.gettyimages.com/p/z0c3461/external?q=DVE50A8600E%20carousel%20images%20rcom>

Samsung.com: <https://dam.gettyimages.com/p/z0c3461/external?q=DVE50A8600E%20carousel%20images%20scom>

360 Spin: <https://dam.gettyimages.com/p/z0c3461/external?q=DVE50A8600E%20360%20Spins>





# Carousel Image Order

## Gas Dryer

Easy Ads links

Retail.com: <https://dam.gettyimages.com/p/z0c3461/external?q=DVG50A8600E%20carousel%20images%20rcom>

Samsung.com: <https://dam.gettyimages.com/p/z0c3461/external?q=DVG50A8600E%20carousel%20images%20scom>

360 Spin: <https://dam.gettyimages.com/p/z0c3461/external?q=DVG50A8600E%20360%20Spins>








# Product Messaging

---




**DVE50A8600E - 7.5 cu. ft. Smart Dial Electric Dryer  
with Super Speed Dry**

**DVG50A8600E - 7.5 cu. ft. Smart Dial Gas Dryer  
with Super Speed Dry**

Features and Benefits – DVE(G)50A8600E				
Headline	Feature Name	Long Body Copy	Short Body Copy	Associated Image
<b>The New, Improved White</b>	<b>Ivory Finish</b>	Samsung’s new premium ivory finish marries a timeless color with a sophisticated design, never before seen in laundry. Ivory is the latest offering in a palette of colors perfect to complement today’s design trends.	Samsung’s new premium ivory finish marries a timeless color with a sophisticated design, never before seen in laundry.	
<b>Laundry just got smarter</b>	<b>AI Powered Smart Dial</b>	<p>Samsung’s simple to use, AI Powered Smart Dial learns and recommends your favorite drying cycles and allows you to customize your cycle list, change the displayed language, and operate the dryer right from the washer when the units are stacked.*</p> <p><small>*Operating dryer from washer requires DV-MCK/A1 (sold separately) and stacking kit (sold separately).</small></p>	<p>Samsung’s AI Powered Smart Dial learns and recommends your favorite drying cycles and allows you to operate the dryer right from the washer when the units are stacked.*</p> <p><small>*Operating dryer from washer requires DV-MCK/A1 (sold separately) and stacking kit (sold separately).</small></p>	
<b>Controls within reach</b>	<b>MultiControl™</b>	<p>Eliminate the long reach and operate your dryer right from your washer when the units are stacked.*</p> <p><small>*Use of this feature requires a stacked washer and dryer (stacking kit sold separately) and DV-MCK/A1, which is sold separately.</small></p>	<p>Operate your dryer right from your washer when stacking.*</p> <p><small>*Use of this feature requires a stacked washer and dryer (stacking kit sold separately) and DV-MCK/A1, which is sold separately.</small></p>	

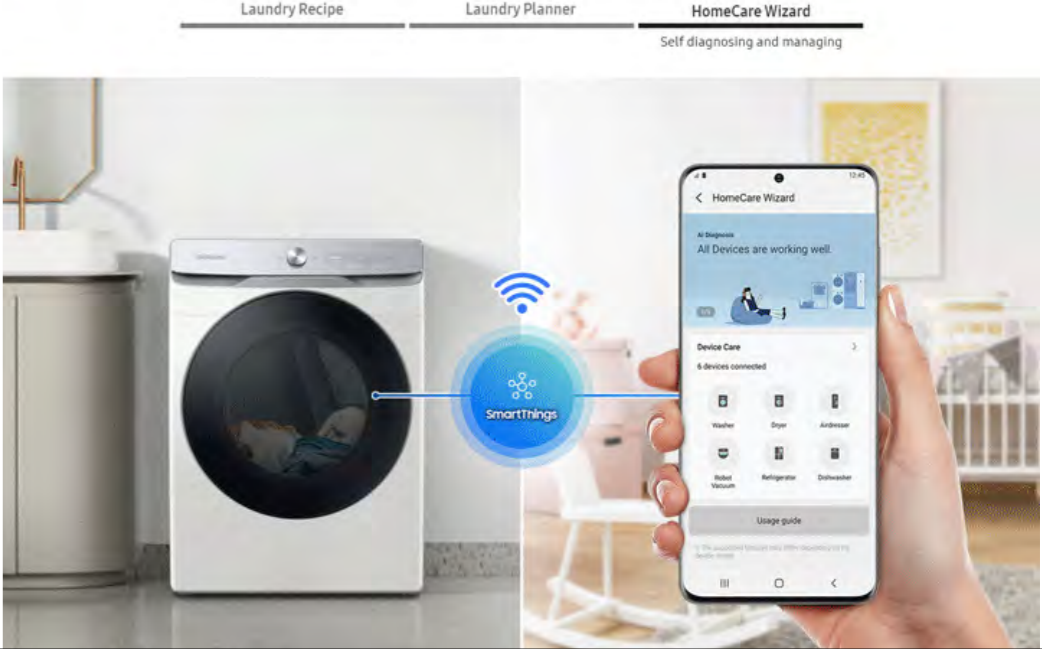




## Features and Benefits – DVE(G)50A8600E (Continued)

Headline	Feature Name	Long Body Copy	Short Body Copy	Associated Image
<p><b>Fits any space</b></p>	<p><b>Flexible Installation</b></p>	<p>Install your washer and dryer stacked or side by side to fit any space.</p>	<p>Your choice, stacked or side by side.</p>	
<p><b>Dry a full load in 30 minutes</b></p>	<p><b>Super Speed Dry</b></p>	<p>Optimally dry a full load of laundry in just 30 minutes,* and with an added Super Speed Washer, achieve a complete wash and dry in under an hour.*</p> <p><small>*Based on 8lb D.O.E. standard load (50% cotton, 50% poly).</small></p>	<p>Dry in just 30 minutes and achieve a complete wash and dry in under an hour with an added Super Speed Washer.*</p> <p><small>*Based on 8lb D.O.E. standard load (50% cotton, 50% poly).</small></p>	
<p><b>Freshen up clothes</b></p>	<p><b>Steam Sanitize+</b></p>	<p>The Steam Sanitize+ cycle removes 99.9% of germs and bacteria, over 95% of pollen, and kills 100% of dust mites.* Multi-Steam Technology steams away wrinkles, odors, and static.</p> <p><small>*Based on internal testing and independently verified by Intertek. Individual results may vary.</small></p>	<p>Steam away 99.9% of germs and bacteria,* while also reducing wrinkles and odors.</p> <p><small>*Based on internal testing and independently verified by Intertek. Individual results may vary.</small></p>	






## Features and Benefits – DVE(G)50A8600E (Continued)




Headline	Feature Name	Long Body Copy	Short Body Copy	Associated Image
<p><b>Control in the palm of your hand</b></p>	<p><b>Wi-Fi Connectivity</b></p>	<p>Wi-Fi connected so you can receive end of cycle alerts, remotely start or stop your drying, schedule cycles on your time, and more, right from your smartphone with the SmartThings App.*</p> <p><small>*Requires wireless network, Samsung account and SmartThings App. The Samsung SmartThings App supports Android OS 4.0 (ICS) or later which is optimized for Samsung smartphones (Galaxy S and Galaxy Note series). This app also supports iOS 7 or later for iPhone models. SmartThings App available in App Store and Play Store. Only monitoring enabled on Gas Dryers for safety reasons.</small></p>	<p>Receive end of cycle alerts, remotely start, schedule, and more, from your smartphone with the SmartThings App.*</p> <p><small>*Requires wireless network, Samsung account and SmartThings App. The Samsung SmartThings App supports Android OS 4.0 (ICS) or later which is optimized for Samsung smartphones (Galaxy S and Galaxy Note series). This app also supports iOS 7 or later for iPhone models. SmartThings App available in App Store and Play Store. Only monitoring enabled on Gas Dryers for safety reasons.</small></p>	 <p>The image shows a hand holding a smartphone displaying the SmartThings app interface. The app has tabs for 'Laundry Recipe', 'Laundry Planner', and 'HomeCare Wizard'. A Wi-Fi signal icon is shown between the phone and a dryer in the background.</p>
<p><b>N/A</b></p>	<p><b>ENERGY STAR® Certified</b></p>	<p>ENERGY STAR® Certified,* so you can save money by using less energy without sacrificing performance or functionality.</p> <p><small>*Visit <a href="http://www.energystar.gov">www.energystar.gov</a> for more information on ENERGY STAR® guidelines.</small></p>	<p>Eco-friendly and energy-efficient.</p> <p><small>*Visit <a href="http://www.energystar.gov">www.energystar.gov</a> for more information on ENERGY STAR® guidelines.</small></p>	 <p>The image shows two front-loading Samsung dryers side-by-side. An Energy Star logo is overlaid in the bottom right corner of the image.</p>
<p><b>A cleaner, protected dryer</b></p>	<p><b>CleanGuard™</b></p>	<p>Treated with antimicrobial technology to deliver long-lasting protection of high-touch areas.*</p> <p><small>*Antimicrobial treatment does not protect users or other items against bacteria, viruses, germs, or other disease organisms.</small></p>	<p>Have peace of mind with antimicrobial technology that protects high-touch areas of your dryer.*</p> <p><small>*Antimicrobial treatment does not protect users or other items against bacteria, viruses, germs, or other disease organisms.</small></p>	 <p>The image is a close-up of the dryer's control panel. A silver knob is on the left, and the control panel with buttons and a digital display is on the right. Labels with lines pointing to the knob and control panel are present.</p>



## Features and Benefits – DVE(G)50A8600E (Continued)




Headline	Feature Name	Long Body Copy	Short Body Copy	Associated Image
<p><b>Worry-free drying</b></p>	<p><b>Sensor Dry</b></p>	<p>Automatically optimizes the time and temperature of your drying cycle to protect your clothes from heat damage, while avoiding excess energy use.</p>	<p>Helps prevent overdrying for optimal fabric care.</p>	
<p><b>Cleaner, safer vents</b></p>	<p><b>Vent Sensor</b></p>	<p>Vent Sensor continually monitors the condition of your dryer's air duct to ensure it is operating safely and efficiently. It automatically notifies you when it is time for a cleaning and prompts you to check for obstructions so you can always maintain optimum drying performance.</p>	<p>Continuously monitors the condition of the air duct to ensure it's operating safely and efficiently.</p>	
<p><b>Fit more for fewer loads</b></p>	<p><b>Large 7.5 cu. ft. Capacity</b></p>	<p>Fewer loads, less time in the laundry room, and more time doing the things you love.</p>	<p>Fewer loads, less time in the laundry room.</p>	

## Features and Benefits – DVE(G)50A8600E (Continued)

Headline	Feature Name	Long Body Copy	Short Body Copy	Associated Image
N/A	Interior Drum Light	Put an end to stray socks or smaller laundry items that are hard to spot! An internal drum light brightly illuminates your laundry and the rest of the interior so you can quickly and safely check your dryer's contents.	Put an end to stray socks or small items that are hard to spot.	
Flexible opening	Reversible Dryer Door	Choose the direction your dryer door opens to better suit your laundry room layout.	Choose the direction your dryer door opens.	
Stop the fluff	Lint Filter Indicator	Stop worrying about lint or fluff building up and blocking your dryer's air intake. The Filter Check Indicator light on the control panel will provide you with a helpful reminder when it is time to clean the filter, so your dryer maintains optimal performance.	The Filter Check Indicator light lets you know when it is time to clean the filter.	



## Features and Benefits – DVE(G)50A8600E (Continued)

Headline	Feature Name	Long Body Copy	Short Body Copy	Associated Image
<p><b>Easier use, for everyone</b></p>	<p><b>ADA Compliant</b></p>	<p>With use of a Samsung Riser,* your washer or dryer is compliant with the Americans with Disabilities Act (ADA), making loading and unloading much easier.</p> <p><small>*ADA Compliant when using 27" wide riser. (Riser model codes: WE272NV, WE272NW, WE272NC)</small></p>	<p>Designed for easy use for everyone.*</p> <p><small>*ADA Compliant when using 27" wide riser. (Riser model codes: WE272NV, WE272NW, WE272NC)</small></p>	
<p><b>Materials that last</b></p>	<p><b>Stainless Steel Drum</b></p>	<p>Keep the shine on your dryer with a stainless steel surface that prevents nicks and scratches from damaging the interior.</p>	<p>More durable and prevents scratches or nicks from metal zippers.</p>	
<p><b>Perfect pair</b></p>	<p><b>Matching Accessories</b></p>	<p>Round out your laundry setup with a matching washer, pedestal, riser and more.</p>	<p>N/A</p>	

# Product Specs

---

**DVE50A8600E - 7.5 cu. ft. Smart Dial Electric Dryer  
with Super Speed Dry**

**DVG50A8600E - 7.5 cu. ft. Smart Dial Gas Dryer  
with Super Speed Dry**



## Related Products and Accessories

Dryer Series	Type	Color	Pedestal
WF50A8600AE	Front Load Washer	Ivory	WE402NE
WF50A8600AV	Front Load Washer	Brushed Black	WE402NV

Riser	MultiControl™	Stacking Kit	Gas to Propane Converter Kit	Side Vent Kit
WE272NV	DV-MCK	SKK-8K	LPKIT-4	DV-2A

# Spec Sheet

## Easy Ads link

<https://dam.gettyimages.com/p/z0c3461/external?q=DVE50A8600E%20Spec%20sheet>

### DVE50A8600E

Samsung 7.5 cu. ft. Smart Dial Electric Dryer with Super Speed Dry



**19 Preset Drying Cycles:**  
Refresh, Wrinkle Away, Steam Sanitize, Super Speed, Eco Normal, Normal, Heavy Duty, Towels, Permanent Press, Activewear, Bedding, Delicates, Wool, Shirts, Denim, Time Dry, Air Fluff, Quick Dry, Rack Dry

**14 Options:**  
Mixed Load Bell, Wrinkle Prevent, AntiStatic, My Cycle, Smart Control, Eco Dry, Drum Light, Child Lock, Alarm, AI Pattern, Wi-Fi, Language, Vent Blockage Test, Factory Reset

**5 Temperature Settings:**  
High, Medium, Medium Low, Low, Extra Low

**5 Dry Levels:**  
Very Dry, More Dry, Normal Dry, Less Dry, Damp Dry

**Warranty**  
One (1) Year Parts and Labor

**Product Dimensions & Weight (WxHxD)**  
Dimensions: 27" x 38 1/4" x 31 1/16"  
Weight: 123 lbs

**Shipping Dimensions & Weight (WxHxD)**  
Dimensions: 29 1/2" x 42 1/16" x 34 11/16"  
Weight: 130 lbs

### SAMSUNG

**Features**

- AI Powered Smart Dial
- MultiControl™
- Flexible Installation
- Super Speed Dry
- Steam Sanitize+
- Wi-Fi Connectivity<sup>1</sup>
- ENERGY STAR® Certified
- CleanGuard™
- Sensor Dry
- Vent Sensor
- Large 7.5 cu. ft. Capacity
- Interior Drum Light
- Reversible Door
- Lint Filter Indicator
- ADA Compliant<sup>2</sup>
- Stainless Steel Drum
- 19 Preset Drying Cycles
- 14 Options
- 5 Temperature Settings
- 9 Timed Dry Settings
- 4-Way Venting

**Convenience**

- Child Lock
- Filter Check Indicator

**Rating**

ENERGY STAR® Rated:  
608 kWh/yr

**Electrical Requirements**  
120 V / 240 V / 60 Hz  
30 Amps

<sup>1</sup>Requires wireless network, Samsung account and SmartThings App. The Samsung SmartThings App supports Android OS 4.0 (I930) or later which is optimized for Samsung smartphones (Galaxy S and Galaxy Note series). This app also supports iOS 7 or later for iPhone models. SmartThings App available in App Store and Play Store. Only monitoring enabled on Gas Dryers for safety reasons.

<sup>2</sup>ADA Compliant when using 27" wide riser. (Riser model codes: WE272NV, WE272NW, WE272NC)

**Available Colors**

Ivory  Brushed Black

Electric Dryer	Model #	UPC Code
Ivory	DVE50A8600E	887276521558
Brushed Black	DVE50A8600V	887276517728

Gas Dryer	Model #	UPC Code
Ivory	DVG50A8600E	887276517742
Brushed Black	DVG50A8600V	887276517759

Matching Washer	Model #	UPC Code
Ivory	WF50A8600AE	887276518992
Brushed Black	WF50A8600AV	887276519005


**Optional Accessories**

Ivory Pedestal	WE402NE	887276529073
Brushed Black/Black Stainless Steel Pedestal	WE402NV	887276310145
Brushed Black/Black Stainless Steel Riser	WE272NV	887276197630
MultiControl™ Kit and Stacking Kit	SKK-8MC	887276597959
MultiControl™	DV-MCK	887276528953
Stacking Kit	SKK-8K	887276344034
Vent Kit	DV-2A	887276146416

Electric Dryer Spec Sheet - page 1

### DVE50A8600E

Samsung 7.5 cu. ft. Smart Dial Electric Dryer with Super Speed Dry



**Dimensions**  
Required dimensions for installation with pedestal:

27" (width)  
38 1/4" (height)  
52" (depth with door open 90°)

**Installation Specifications – Side-by-Side or Stand-Alone**  
If the washer and dryer are installed together or the dryer alone, the closet front must have two unobstructed air openings for a combined minimum total area of 72-inch<sup>2</sup>. Your washer alone does not require a specific air opening.

**Alcove or closet installation**  
Minimum clearance for closet and alcove installations:

**Recessed Area**  
1" clearance above unit.

**Side View Confined**  
Depth including washer clearance: 33 1/2"

**Connection Dimensions**  
Back and side view of dryer:

6 1/8" (width)  
7" (height)  
14 7/8" (width)  
3 9/16" (height)  
7 1/8" (width)  
3 7/8" (height)

**LEGEND:**  
● Cold Water Connection

Actual color may vary. Design specifications, and color availability are subject to change without notice. Non-metric weights and measurements are approximate.

©2021 Samsung Electronics America, Inc. 85 Challenger Road, Ridgefield Park, NJ 07660. Tel: 800-SAMSUNG, samsung.com. Samsung is a registered trademark of Samsung Electronics Co., Ltd.

### SAMSUNG

**Dimensions**  
Required dimensions for installation with pedestal:

27" (width)  
31 1/16" (width)  
52 1/16" (depth with door open 90°)

**Installation Specifications – Stacked Pair**  
Clearances indicated are for stacked pairs. The closet front must have two unobstructed air openings for a combined minimum total area of 72-inch<sup>2</sup>.

**Connection Dimensions**  
Back and side views of stacked pair:

33 3/8" (height)  
14 7/8" (width)  
6 1/8" (width)  
42 3/8" (height)  
45 1/4" (height)  
42 5/8" (height)  
10 1/4" - Cold Water  
6 7/8" - Hot Water  
7 1/8" (width)

**LEGEND:**  
● Cold Water Connection  
● Hot Water Connection

Actual color may vary. Design specifications, and color availability are subject to change without notice. Non-metric weights and measurements are approximate.

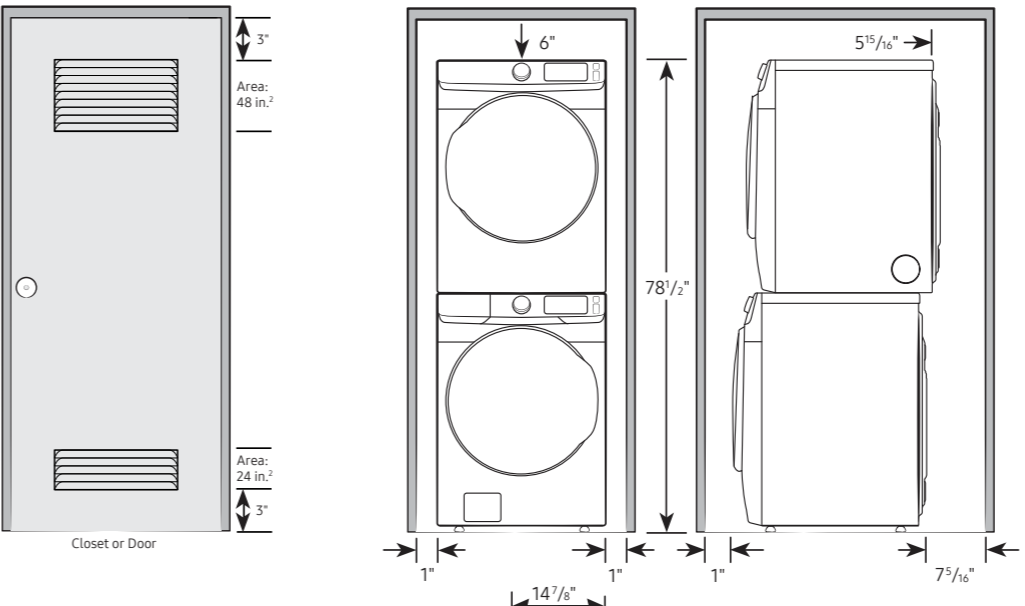
©2021 Samsung Electronics America, Inc. 85 Challenger Road, Ridgefield Park, NJ 07660. Tel: 800-SAMSUNG, samsung.com. Samsung is a registered trademark of Samsung Electronics Co., Ltd.

Electric Dryer Spec Sheet - page 2

### DVE50A8600E

Samsung 7.5 cu. ft. Smart Dial Electric Dryer with Super Speed Dry

**Installation Specifications – Stacked Pair**  
Clearances indicated are for stacked pairs. The closet front must have two unobstructed air openings for a combined minimum total area of 72-inch<sup>2</sup>.



Area: 48 in.<sup>2</sup>  
Area: 24 in.<sup>2</sup>

**Connection Dimensions**  
Back and side views of stacked pair:

33 3/8" (height)  
14 7/8" (width)  
6 1/8" (width)  
42 3/8" (height)  
45 1/4" (height)  
42 5/8" (height)  
10 1/4" - Cold Water  
6 7/8" - Hot Water  
7 1/8" (width)

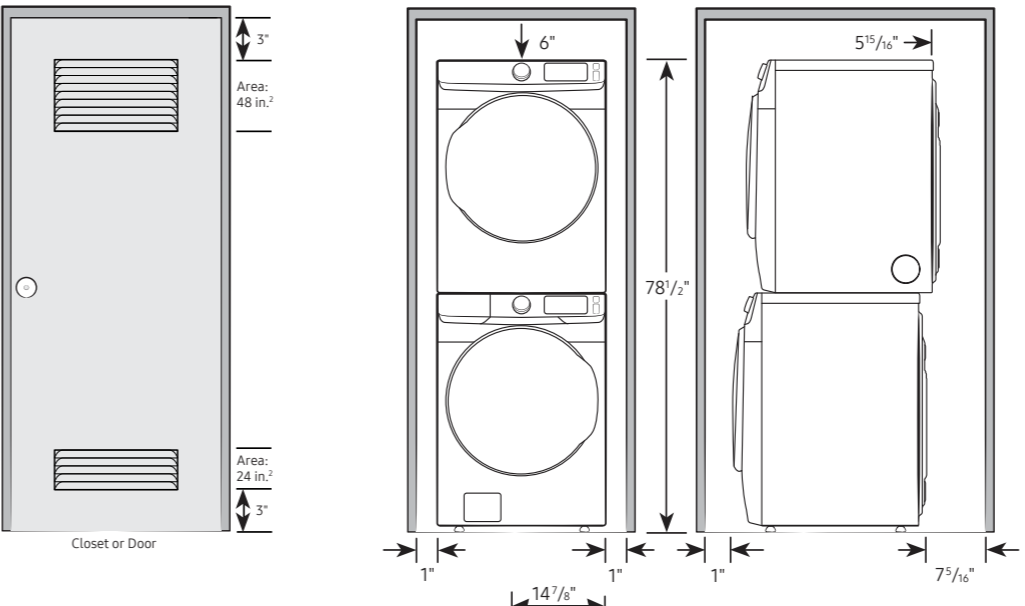
**LEGEND:**  
● Cold Water Connection  
● Hot Water Connection

Actual color may vary. Design specifications, and color availability are subject to change without notice. Non-metric weights and measurements are approximate.

©2021 Samsung Electronics America, Inc. 85 Challenger Road, Ridgefield Park, NJ 07660. Tel: 800-SAMSUNG, samsung.com. Samsung is a registered trademark of Samsung Electronics Co., Ltd.

### SAMSUNG

**Installation Specifications – Stacked Pair**  
Clearances indicated are for stacked pairs. The closet front must have two unobstructed air openings for a combined minimum total area of 72-inch<sup>2</sup>.



Area: 48 in.<sup>2</sup>  
Area: 24 in.<sup>2</sup>

**Connection Dimensions**  
Back and side views of stacked pair:

33 3/8" (height)  
14 7/8" (width)  
6 1/8" (width)  
42 3/8" (height)  
45 1/4" (height)  
42 5/8" (height)  
10 1/4" - Cold Water  
6 7/8" - Hot Water  
7 1/8" (width)

**LEGEND:**  
● Cold Water Connection  
● Hot Water Connection

Actual color may vary. Design specifications, and color availability are subject to change without notice. Non-metric weights and measurements are approximate.

©2021 Samsung Electronics America, Inc. 85 Challenger Road, Ridgefield Park, NJ 07660. Tel: 800-SAMSUNG, samsung.com. Samsung is a registered trademark of Samsung Electronics Co., Ltd.

Electric Dryer Spec Sheet - page 3



# Spec Sheet

## Easy Ads link

<https://dam.gettyimages.com/p/z0c3461/external?q=DVG50A8600E%20Spec%20Sheet>

### DVG50A8600E

Samsung 7.5 cu. ft. Smart Dial Gas Dryer with Super Speed Dry



### SAMSUNG

#### Features

- AI Powered Smart Dial
- MultiControl™
- Flexible Installation
- Super Speed Dry
- Steam Sanitize+
- Wi-Fi Connectivity<sup>1</sup>
- ENERGY STAR® Certified
- CleanGuard™
- Sensor Dry
- Vent Sensor
- Large 7.5 cu. ft. Capacity
- Interior Drum Light
- Reversible Door
- Lint Filter Indicator
- ADA Compliant<sup>2</sup>
- Stainless Steel Drum
- 19 Preset Drying Cycles
- 14 Options
- 5 Temperature Settings
- 9 Timed Dry Settings
- 3-Way Venting

#### Convenience

- Child Lock
- Filter Check Indicator

#### Electrical Requirements

120 V / 60 Hz  
15 Amps



<sup>1</sup>Requires wireless network, Samsung account and SmartThings App. The Samsung SmartThings App supports Android OS 4.0 (I930) or later which is optimized for Samsung smartphones (Galaxy S and Galaxy Note series). This app also supports iOS 7 or later for iPhone models. SmartThings App available in App Store and Play Store. Only monitoring enabled on Gas Dryers for safety reasons.

<sup>2</sup>ADA Compliant when using 27" wide riser. (Riser model codes: WE272NV, WE272NW, WE272NC)

#### Available Colors

 Ivory

 Brushed Black

Gas Dryer	Model #	UPC Code
Ivory	DVG50A8600E	887276517742
Brushed Black	DVG50A8600V	887276517759

Electric Dryer	Model #	UPC Code
Ivory	DVE50A8600E	887276521558
Brushed Black	DVE50A8600V	887276517728

Matching Washer	Model #	UPC Code
Ivory	WF50A8600AE	887276518992
Brushed Black	WF50A8600AV	887276519005

Optional Accessories	Model #	UPC Code
Ivory Pedestal	WE402NE	887276529073
Brushed Black/Black Stainless Steel Pedestal	WE402NV	887276310145
Brushed Black/Black Stainless Steel Riser	WE272NV	887276197630
MultiControl™ Kit and Stacking Kit	SKK-8MC	887276597959
MultiControl™	DV-MCK	887276528953
Stacking Kit	SKK-8K	887276344034
Vent Kit	DV-2A	887276146416
Gas to Propane Converter Kit	LPKIT-4	887276352787

#### 19 Preset Drying Cycles:

Refresh, Wrinkle Away, Steam Sanitize, Super Speed, Eco Normal, Normal, Heavy Duty, Towels, Permanent Press, Activewear, Bedding, Delicates, Wool, Shirts, Denim, Time Dry, Air Fluff, Quick Dry, Rack Dry

#### 14 Options:

Mixed Load Bell, Wrinkle Prevent, AntiStatic, My Cycle, Smart Control, Eco Dry, Drum Light, Child Lock, Alarm, AI Pattern, Wi-Fi, Language, Vent Blockage Test, Factory Reset

#### 5 Temperature Settings:

High, Medium, Medium Low, Low, Extra Low

#### 5 Dry Levels:

Very Dry, More Dry, Normal Dry, Less Dry, Damp Dry

#### Warranty

One (1) Year Parts and Labor

#### Product Dimensions & Weight (WxHxD)

Dimensions: 27" x 38 1/4" x 31 1/8"  
Weight: 123 lbs

#### Shipping Dimensions & Weight (WxHxD)

Dimensions: 29 1/8" x 42 1/8" x 34 1/8"  
Weight: 130 lbs

Gas Dryer Spec Sheet - page 1

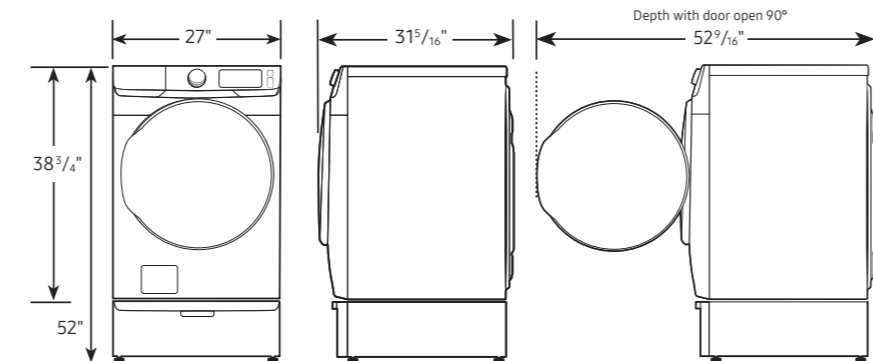
### DVG50A8600E

Samsung 7.5 cu. ft. Smart Dial Gas Dryer with Super Speed Dry

### SAMSUNG

#### Dimensions

Required dimensions for installation with pedestal:

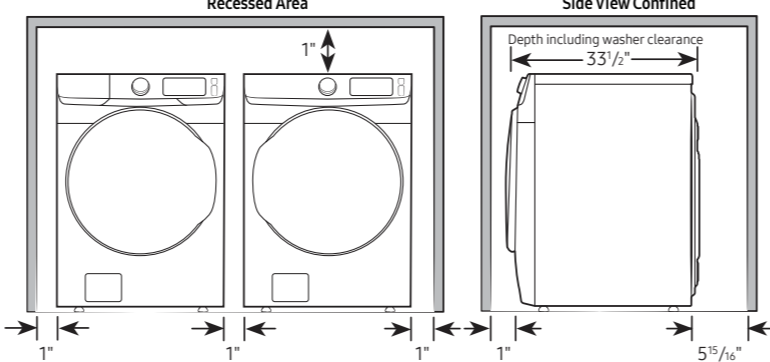


#### Installation Specifications – Side-by-Side or Stand-Alone

If the washer and dryer are installed together or the dryer alone, the closet front must have two unobstructed air openings for a combined minimum total area of 72-inch<sup>2</sup>. Your washer alone does not require a specific air opening.

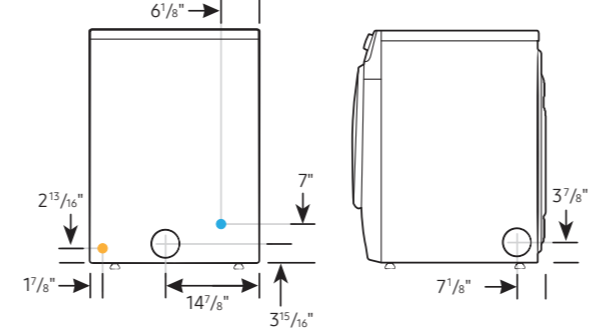
##### Alcove or closet installation

Minimum clearance for alcove and closet installations:



##### Connection Dimensions

Back and side view of dryer



LEGEND:  
● Cold Water Connection  
● Hot Water Connection  
● Gas Connection

Actual color may vary. Design specifications, and color availability are subject to change without notice. Non-metric weights and measurements are approximate.

©2021 Samsung Electronics America, Inc.  
85 Challenger Road, Ridgefield Park, NJ 07060.  
Tel: 800-546-4636, samsung.com, Samsung is a registered trademark of Samsung Electronics Co., Ltd.

Gas Dryer Spec Sheet - page 2

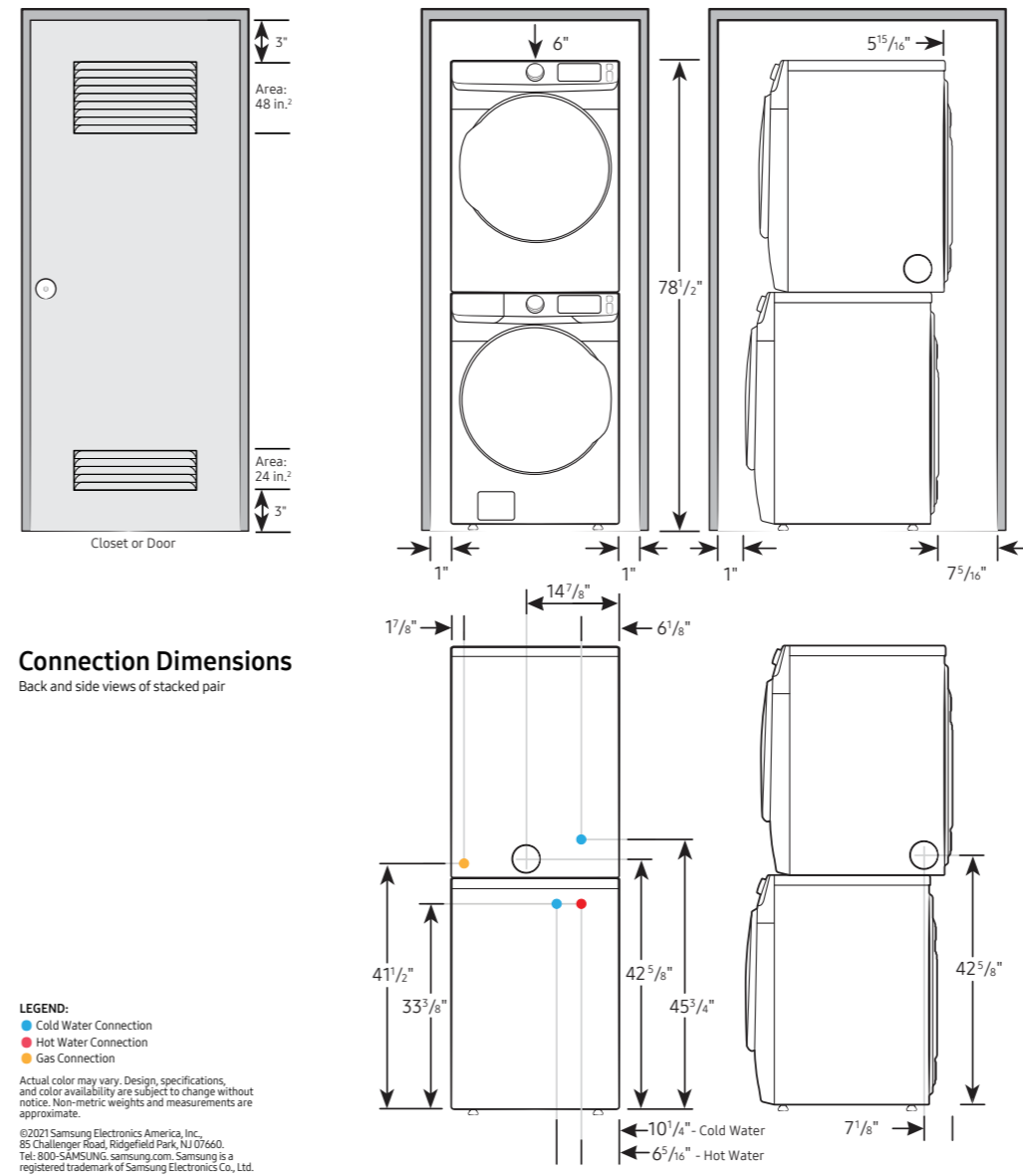
### DVG50A8600E

Samsung 7.5 cu. ft. Smart Dial Gas Dryer with Super Speed Dry

### SAMSUNG

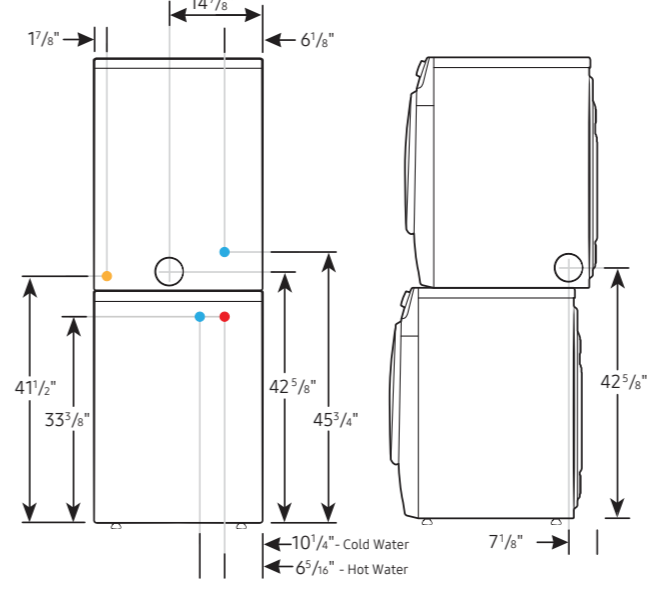
#### Installation Specifications – Stacked Pair

Clearances indicated are for stacked pairs. The closet front must have two unobstructed air openings for a combined minimum total area of 72-inch<sup>2</sup>.



#### Connection Dimensions

Back and side views of stacked pair



LEGEND:  
● Cold Water Connection  
● Hot Water Connection  
● Gas Connection

Actual color may vary. Design specifications, and color availability are subject to change without notice. Non-metric weights and measurements are approximate.

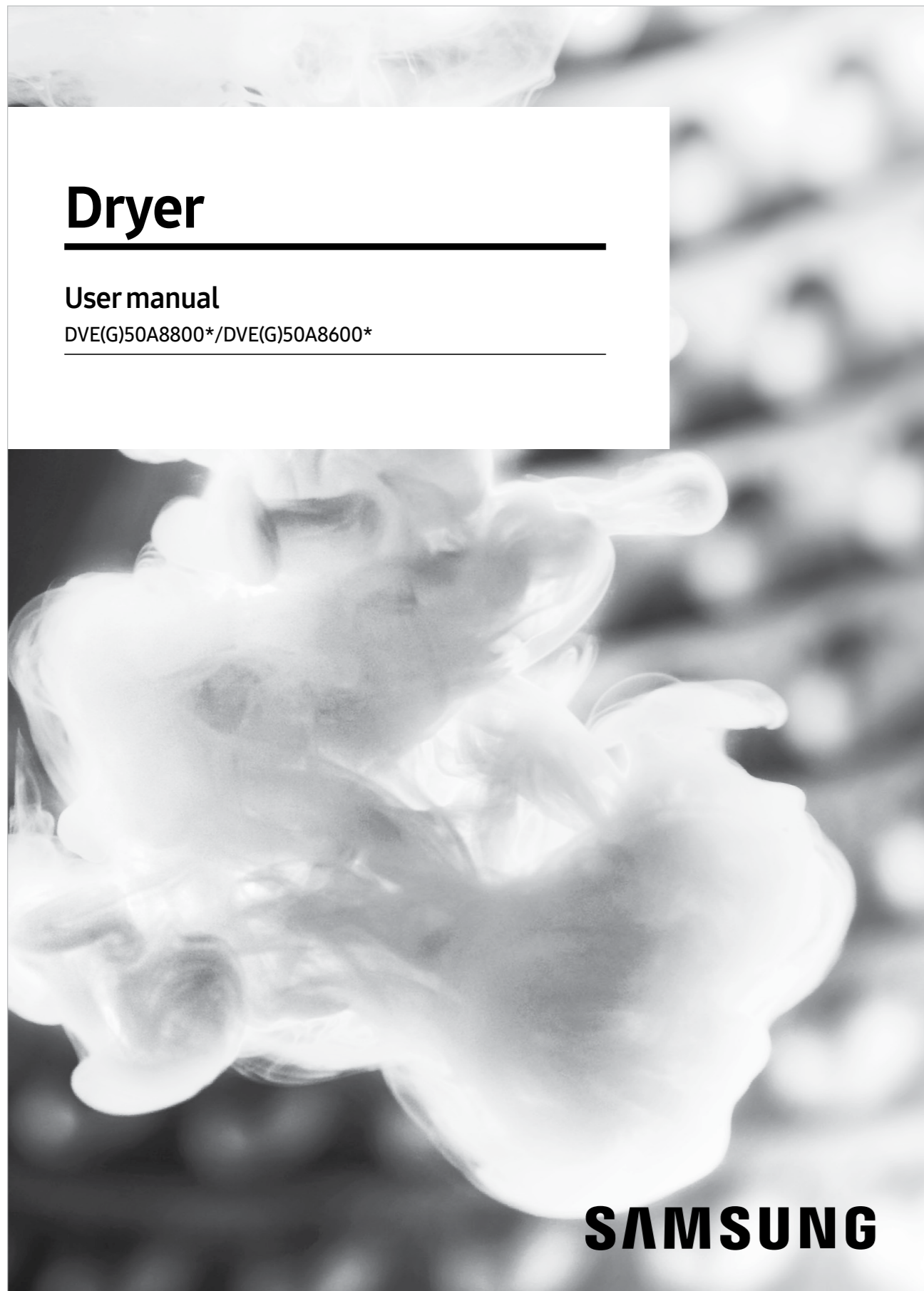
©2021 Samsung Electronics America, Inc.  
85 Challenger Road, Ridgefield Park, NJ 07060.  
Tel: 800-546-4636, samsung.com, Samsung is a registered trademark of Samsung Electronics Co., Ltd.

Gas Dryer Spec Sheet - page 3

# User Manual

## Easy Ads link

<https://dam.gettyimages.com/p/z0c3461/external?q=DVE50A8600E%20user%20manual>



User Manual - Electric and Gas Dryers



# Feature Icons

---

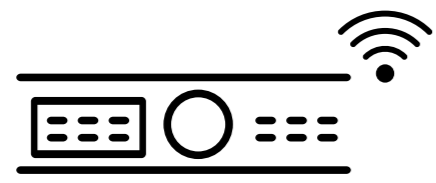
**DVE50A8600E - 7.5 cu. ft. Smart Dial Electric Dryer  
with Super Speed Dry**

**DVG50A8600E - 7.5 cu. ft. Smart Dial Gas Dryer  
with Super Speed Dry**

# Feature Icons

## Easy Ads link

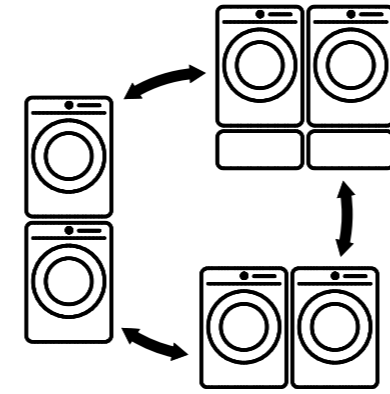
<https://dam.gettyimages.com/p/z0c3461/external?q=DVE50A8600E%20ICONS>



AI Powered Smart Dial




MultiControl™




Flexible Installation



Super Speed Dry



Steam Sanitize+



Wi-Fi Connectivity



**SAMSUNG**