

# SAMSUNG

# Product Guide

## 8600 Series Laundry

WF50A8600AV – Washer

DVE50A8600V – Electric Dryer

DVG50A8600V – Gas Dryer

Available in Brushed Black and Ivory



# Table of Contents

## WF50A8600AV - Front Load Washer

### Product Overview

Product Overview 4

Carousel Image Order 5

### Product Messaging

Features and Benefits 7

### Product Specs

Related Products and Accessories 13

Spec Sheet 14

Energy Guide and User Manual 15

**Feature Icons 17**

## DVE50A8600V - Electric Dryer

## DVG50A8600V - Gas Dryer

### Product Overview

Product Overview 19

Carousel Image Order 20

### Product Messaging

Features and Benefits 23

### Product Specs

Related Products and Accessories 30

Spec Sheets 31

User Manual 33

**Feature Icons 35**

# Product Overview

---

**WF50A8600AV – 5.0 cu. ft. Extra-Large Capacity  
Smart Dial Front Load Washer with MultiControl™**

# Product Overview

## Product Title

5.0 cu. ft. Extra-Large Capacity Smart Dial Front Load Washer with MultiControl™

## Product Short Description (224 Characters)


Samsung's new 5.0 cu. ft. Extra-Large Capacity Smart Dial Front Load Washer uses AI Power to learn and recommend your favorite wash cycles and has CleanGuard™ antimicrobial technology that helps keep the drum smelling fresh.\*

## Product Long Description (379 Characters)

Samsung's new Smart Dial Front Load Washer uses AI Power to learn and recommend your favorite wash cycles and displays them first for quick access in a simplified, easy-to-use control panel. It has an extra-large 5.0 cu. ft. capacity, and features CleanGuard™ antimicrobial technology to keep the inside of the drum smelling fresh and for added protection on high touch surfaces.\*

\*Antimicrobial treatment does not protect users or other items against bacteria, viruses, germs, or other disease organisms.

## Available Colors



### Brushed Black

Model Number: WF50A8600AV

UPC: 887276519005



### Ivory

Model Number: WF50A8600AE

UPC: 887276518992



# Carousel Image Order

## Easy Ads links

Retail.com: <https://dam.gettyimages.com/p/z0c3461/external?q=WF50A8600AV%20Carousel%20Images%20Rcom>

Samsung.com: <https://dam.gettyimages.com/p/z0c3461/external?q=WF50A8600AV%20Carousel%20Images%20Scom>




360 Spin: <https://dam.gettyimages.com/p/z0c3461/external?q=WF50A8600AV%20360%20Spins>





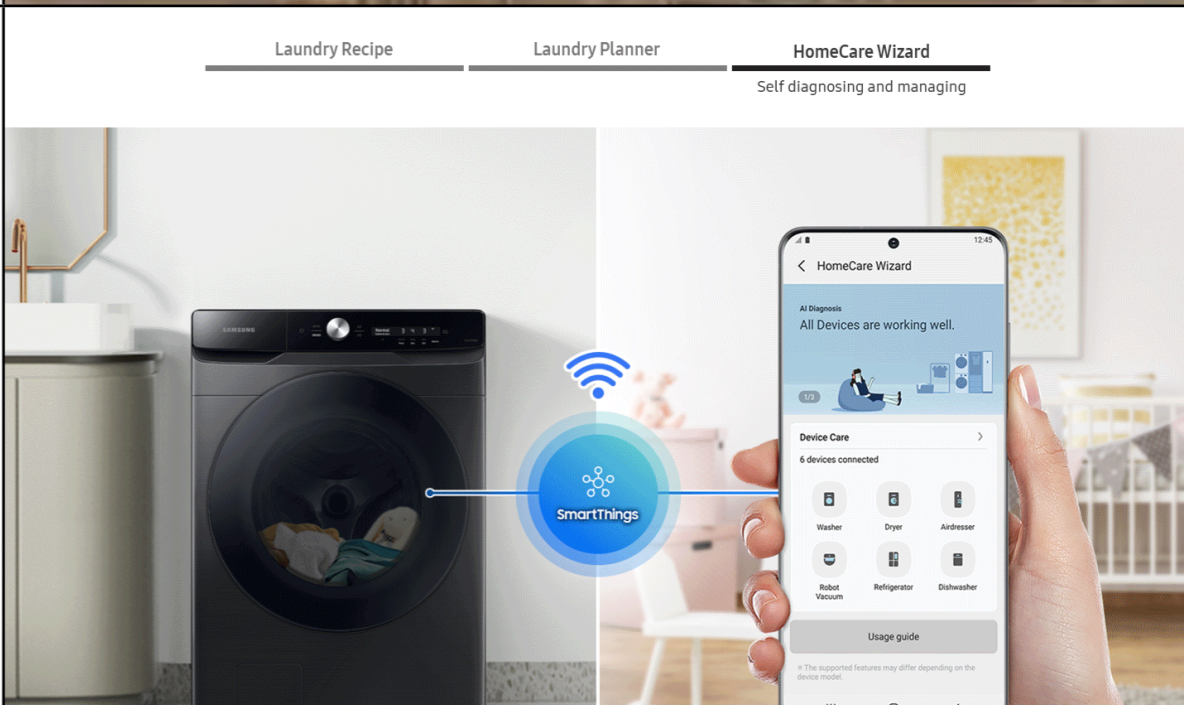
# Product Messaging

---

**WF50A8600AV – 5.0 cu. ft. Extra-Large Capacity  
Smart Dial Front Load Washer with MultiControl™**




Features and Benefits – WF50A8600AV				
Headline	Feature Name	Long Body Copy	Short Body Copy	Associated Image
Laundry just got smarter	AI Powered Smart Dial	<p>Samsung’s simple to use, AI Powered Smart Dial learns and recommends your favorite wash cycles and allows you to customize your cycle list, change the displayed language, and operate the dryer right from the washer when the units are stacked.*</p> <p><small>*Operating dryer from washer requires DV-MCK/A1 (sold separately) and stacking kit (sold separately).</small></p>	<p>Samsung’s AI Powered Smart Dial learns and recommends your favorite wash cycles and allows you to operate the dryer right from the washer when the units are stacked.*</p> <p><small>*Operating dryer from washer requires DV-MCK/A1 (sold separately) and stacking kit (sold separately).</small></p>	
Controls within reach	MultiControl™	<p>Eliminate the long reach and operate your dryer right from your washer when the units are stacked.*</p> <p><small>*Use of this feature requires a stacked washer and dryer (stacking kit sold separately) and DV-MCK/A1, which is sold separately.</small></p>	<p>Operate your dryer right from your washer when stacking.*</p> <p><small>*Use of this feature requires a stacked washer and dryer (stacking kit sold separately) and DV-MCK/A1, which is sold separately.</small></p>	
Fits any space	Flexible Installation	<p>Install your washer and dryer stacked or side by side to fit any space.</p>	<p>Your choice, stacked or side by side.</p>	

## Features and Benefits – WF50A8600AV (Continued)




Headline	Feature Name	Long Body Copy	Short Body Copy	Associated Image
<p><b>Wash a full load in 28 minutes, wash and dry in under an hour*</b></p>	<p><b>Super Speed Wash</b></p>	<p>Wash a full load of laundry with full performance in just 28 minutes, and with an added Super Speed Dryer, achieve a complete wash and dry in under an hour.*</p> <p><small>*Based on using Super Speed cycle with an 8 lb load.</small></p>	<p>Powerful cleaning in just 28 minutes and achieve a complete wash and dry in under an hour with an added Super Speed Dryer.*</p> <p><small>*Based on using Super Speed cycle with an 8 lb load.</small></p>	
<p><b>Fit more for fewer loads</b></p>	<p><b>Extra-Large 5.0 cu. ft. Capacity</b></p>	<p>Fewer loads, less time in the laundry room, and more time doing the things you love.</p>	<p>Fewer loads, less time in the laundry room.</p>	
<p><b>Control in the palm of your hand</b></p>	<p><b>Wi-Fi Connectivity</b></p>	<p>Wi-Fi connected so you can receive end of cycle alerts, remotely start or stop your wash, and schedule cycles on your time and more, right from your smartphone with the SmartThings App.*</p> <p><small>*Requires wireless network, Samsung account and Samsung SmartThings App. The Samsung SmartThings App supports Android OS 4.0 (ICS) or later which is optimized for Samsung smartphones (Galaxy S and Galaxy Note series). This app also supports iOS 7 or later for iPhone models. Samsung SmartThings App available in App Store and Play Store.</small></p>	<p>Receive end of cycle alerts, remotely start, schedule and more from your smartphone with the SmartThings App.*</p> <p><small>*Requires wireless network, Samsung account and Samsung SmartThings App. The Samsung SmartThings App supports Android OS 4.0 (ICS) or later which is optimized for Samsung smartphones (Galaxy S and Galaxy Note series). This app also supports iOS 7 or later for iPhone models. Samsung SmartThings App available in App Store and Play Store.</small></p>	






## Features and Benefits – WF50A8600AV (Continued)

Headline	Feature Name	Long Body Copy	Short Body Copy	Associated Image
N/A	20-Year Motor Warranty*	<p>Purchase Samsung Washers with confidence and receive a 20-year warranty on the Digital Inverter Motor.*</p> <p><small>*20-year warranty limited to the Digital Inverter Motor of washers assembled in the USA purchased on 7/1/2022 or later. Purchase receipt indicating purchase date required for a claim. Additional restrictions and limitations apply, see warranty for details.</small></p>	N/A	
A cleaner, protected washer	CleanGuard™	<p>Treated with antimicrobial technology to deliver long-lasting protection of high-touch areas and help keep the drum and detergent drawer smelling fresh.*</p> <p><small>*Antimicrobial treatment does not protect users or other items against bacteria, viruses, germs, or other disease organisms.</small></p>	<p>Have peace of mind with antimicrobial technology that protects high-touch areas and helps keep the drum smelling fresh.*</p> <p><small>*Antimicrobial treatment does not protect users or other items against bacteria, viruses, germs, or other disease organisms.</small></p>	
Gently remove stains	Steam	<p>The power of steam lets you gently remove stains without any time-consuming pretreatments. Steam is released from the drum so every item in the load is thoroughly saturated, ensuring a deep clean.</p>	<p>The power of steam lets you gently remove stains without any time-consuming pretreatments.</p>	

## Features and Benefits – WF50A8600AV (Continued)

Headline	Feature Name	Long Body Copy	Short Body Copy	Associated Image
N/A	<b>ENERGY STAR® Most Efficient</b>	<p>Our washers are recognized by the EPA in delivering cutting-edge energy efficiency, along with the latest in technological innovation.*</p> <p>*Visit <a href="http://www.energystar.gov">www.energystar.gov</a> for more information on ENERGY STAR® guidelines.</p>	<p>Recognition for delivering cutting-edge energy efficiency and innovation.*</p> <p>*Visit <a href="http://www.energystar.gov">www.energystar.gov</a> for more information on ENERGY STAR® guidelines.</p>	
Quiet washing anytime, any place	<b>Vibration Reduction Technology+</b>	<p>Do your laundry without disturbing anyone at any time and in any place. Innovative Vibration Reduction Technology+ reduces noise and vibration for quiet washing.</p>	<p>Reduces noise and vibration for quiet washing.</p>	
N/A	<b>Swirl+ Drum Interior</b>	<p>Improved drum pattern extracts more water more quickly during the rinsing cycle and prevents fabrics from snagging during washing.</p>	<p>Improved drum pattern extracts more water more quickly.</p>	

## Features and Benefits – WF50A8600AV (Continued)

Headline	Feature Name	Long Body Copy	Short Body Copy	Associated Image
<p><b>Keep your washer fresh and clean</b></p>	<p><b>Self Clean+</b></p>	<p>Keep your washer tub fresh and clean. Self Clean+ will notify you every 40 wash cycles when it is time for a cleaning.</p>	<p>Keep your washer tub fresh and clean.</p>	
<p><b>Easier use, for everyone</b></p>	<p><b>ADA Compliant</b></p>	<p>With use of a Samsung Riser,* your washer or dryer is compliant with the Americans with Disabilities Act (ADA), making loading and unloading much easier.</p> <p><small>*ADA Compliant when using 27" wide riser. (Riser model codes: WE272NV, WE272NW, WE272NC)</small></p>	<p>Designed for easy use for everyone.*</p> <p><small>*ADA Compliant when using 27" wide riser. (Riser model codes: WE272NV, WE272NW, WE272NC)</small></p>	
<p><b>Perfect pair</b></p>	<p><b>Matching Accessories</b></p>	<p>Round out your laundry setup with a matching dryer, pedestal, riser, and more.</p>	<p>N/A</p>	

# Product Specs

---

**WF50A8600AV – 5.0 cu. ft. Extra-Large Capacity  
Smart Dial Front Load Washer with MultiControl™**

## Related Products and Accessories

Dryer Series	Type	Color	Pedestal
DVE50A8600V	Electric Dryer	Brushed Black	WE402NV
DVG50A8600V	Gas Dryer	Brushed Black	WE402NV
DVE50A8600E	Electric Dryer	Ivory	WE402NE
DVG50A8600E	Gas Dryer	Ivory	WE402NE

Riser	MultiControl™	Stacking Kit
WE272NV	DV-MCK	SKK-8K


# Spec Sheet

Easy Ads link

<https://dam.gettyimages.com/p/z0c3461/external?q=WF50A8600AV%20Spec%20Sheet>

## WF50A8600AV

Samsung 5.0 cu. ft. Extra-Large Capacity Smart Dial Front Load Washer with MultiControl™



## SAMSUNG

**Features**

- AI Powered Smart Dial
- MultiControl™
- Flexible Installation
- Super Speed Wash
- Extra-Large 5.0 cu. ft. Capacity
- Wi-Fi Connectivity<sup>1</sup>
- CleanGuard™
- Steam
- ENERGY STAR® Most Efficient
- Vibration Reduction Technology+
- Swirl+ Drum Interior
- Self Clean+
- ADA Compliant<sup>2</sup>
- Direct Drive Motor
- 1200 RPM Maximum Spin Speed
- Internal Water Heater
- 24 Total Washing Cycles
- 13 Additional Options

**Convenience**

- Child Lock
- Dispenser Trays: Main Wash, Softener, Bleach

**Ratings**

ENERGY STAR®-rated  
CEE Tier 3  
IMEF = 3.10  
IWF = 2.9  
99 kWh/yr

**Electrical Requirements**

120 V / 60 Hz  
15 Amps

**24 Total Washing Cycles:**  
Normal, Heavy Duty, Bedding, Permanent Press, Delicates, Activewear, Wool, Towels, Eco Cold, Rinse + Spin, Self Clean+, Small Load, Colors, Power Rinse, Spin Only, Outdoor, Denim, Super Speed, Steam Sanitize, Steam Allergen, Steam Normal, Power Steam, Steam Whites, Steam Bulky

**13 Additional Washing Options:**  
Presoak, Extra Rinse, My Cycle, Delay End, Smart Control, Super Speed, Child Lock, AI Pattern, Alarm, Calibration, Wi-Fi, Language, Factory Reset

**5 Temperature Settings:**  
Extra Hot, Hot, Warm, Cool, Cold

**5 Spin Settings:**  
Extra High, High, Medium, Low, Extra Low

**5 Soil Settings:**  
Heavy, Heavy Medium, Normal, Low Medium, Light


**Warranty**  
One (1) Year Parts and Labor  
Three (3) Years Stainless Tub Part (Part Only)

Washing DIT (Digital Inverter Motor)  
Motor Part (Part Only):  
**Ten (10) Years**  
Twenty (20) Years Limited to "U.S.-Assembled" Washers Only


**Product Dimensions & Weight (WxHxD)**  
Dimensions: 27" x 38 1/2" x 33 1/2"  
Weight: 216 lbs

**Shipping Dimensions & Weight (WxHxD)**  
Dimensions: 29 1/8" x 42 1/8" x 35 3/8"  
Weight: 220 lbs

**Available Colors**



Brushed Black



Ivory

Washer	Model #	UPC Code
Brushed Black	WF50A8600AV	887276519005
Ivory	WF50A8600AE	887276518992

Matching Electric Dryer	Model #	UPC Code
Brushed Black	DVE50A8600V	887276517728
Ivory	DVE50A8600E	887276521558

Matching Gas Dryer	Model #	UPC Code
Brushed Black	DVG50A8600V	887276517759
Ivory	DVG50A8600E	887276517742

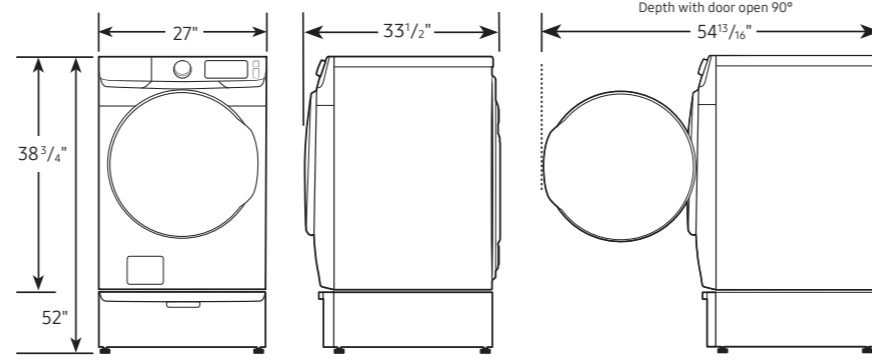
Optional Accessories	Model #	UPC Code
Brushed Black/Black Stainless Steel Pedestal	WE402NV	887276310145
Brushed Black/Black Stainless Steel Riser	WE272NV	887276197630
Ivory Pedestal	WE402NE	887276529073
MultiControl™ Kit and Stacking Kit	SKK-8MC	887276597959
MultiControl™	DV-MCK	887276528953
Stacking Kit	SKK-8K	887276344034

## WF50A8600AV

Samsung 5.0 cu. ft. Extra-Large Capacity Smart Dial Front Load Washer with MultiControl™

## SAMSUNG

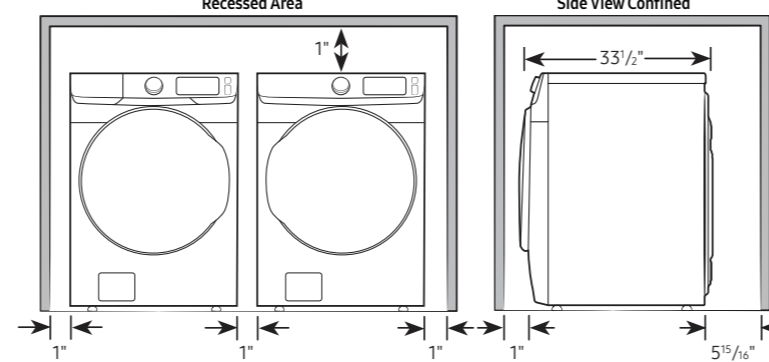
**Dimensions**  
Required dimensions for installation with pedestal:



27" width, 38 1/2" height, 33 1/2" depth, 54 1/8" depth with door open 90°

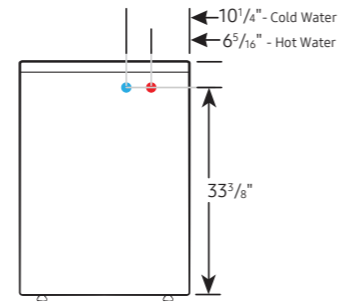
**Installation Specifications – Side-by-Side or Stand-Alone**  
If the washer and dryer are installed together or the dryer alone, the closet front must have two unobstructed air openings for a combined minimum total area of 72-inch<sup>2</sup>. Your washer alone does not require a specific air opening.

**Alcove or closet installation**  
Minimum clearance for closet and alcove installations:



Recessed Area: 1" clearance above, 1" clearance between units, 1" clearance below. Side View Confined: 33 1/2" depth, 5 1/8" clearance on right side.

**Connection Dimensions**  
Back view of washer:



10 1/4" Cold Water, 6 1/8" Hot Water, 33 1/8" height.

**LEGEND:**  
● Cold Water Connection  
● Hot Water Connection  
● Gas Connection

Actual color may vary. Design, specifications, and color availability are subject to change without notice. Non-metric weights and measurements are approximate.  
©2021 Samsung Electronics America, Inc., 82 Challenger Road, Ridgefield Park, NJ 07660. Tel: 800-SAMSUNG, samsung.com. Samsung is a registered trademark of Samsung Electronics Co., Ltd.

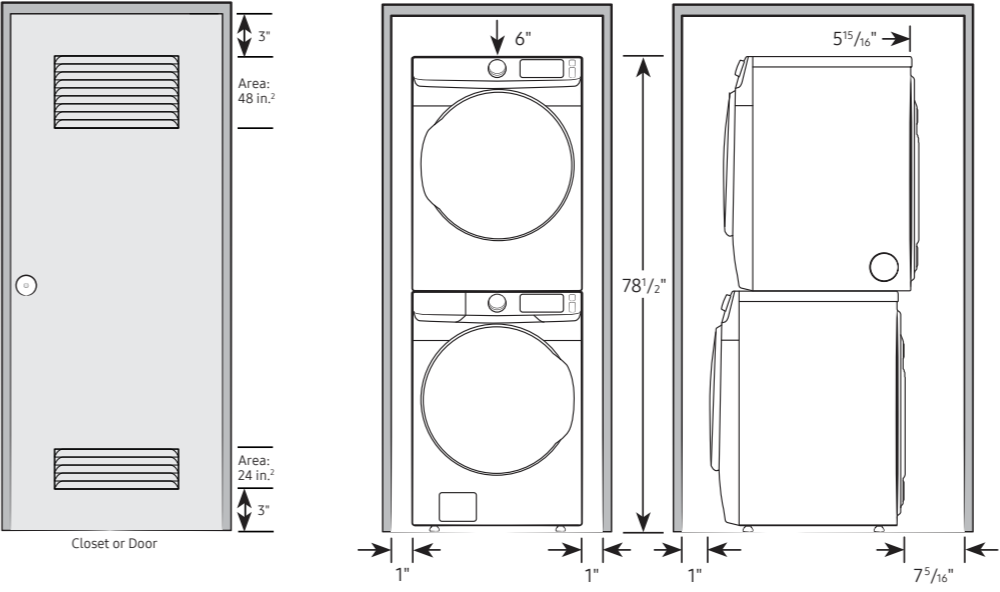
Washer Spec Sheet - page 2

## WF50A8600AV

Samsung 5.0 cu. ft. Extra-Large Capacity Smart Dial Front Load Washer with MultiControl™

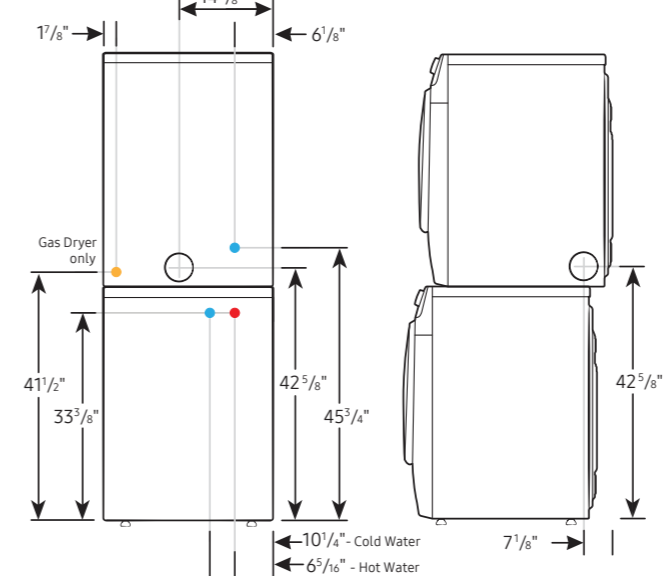
## SAMSUNG

**Installation Specifications – Stacked Pair**  
Clearances indicated are for stacked pairs. The closet front must have two unobstructed air openings for a combined minimum total area of 72-inch<sup>2</sup>.



Area: 48 in.<sup>2</sup> (top), Area: 24 in.<sup>2</sup> (bottom). Total height: 78 1/2".

**Connection Dimensions**  
Back and side views of stacked pair:



14 7/8" top width, 6 1/8" top depth, 41 1/2" side height, 33 1/8" side depth, 42 5/8" side height, 45 1/8" side depth, 7 1/8" side width.

**LEGEND:**  
● Cold Water Connection  
● Hot Water Connection  
● Gas Connection

Actual color may vary. Design, specifications, and color availability are subject to change without notice. Non-metric weights and measurements are approximate.  
©2021 Samsung Electronics America, Inc., 82 Challenger Road, Ridgefield Park, NJ 07660. Tel: 800-SAMSUNG, samsung.com. Samsung is a registered trademark of Samsung Electronics Co., Ltd.

Washer Spec Sheet - page 3

# Energy Guide and User Manual

## Easy Ads link

<https://dam.gettyimages.com/p/z0c3461/external?q=WF50A8600AV%20Energy%20guide>

U.S. Government Federal law prohibits removal of this label before consumer purchase.

# ENERGYGUIDE

Clothes Washer Capacity Class: Standard Samsung Models WF50A86\*\*A\* Capacity (tub volume): 5.0 cubic feet

Compare ONLY to other labels with yellow numbers. Labels with yellow numbers are based on the same test procedures.

**Estimated Yearly Energy Cost**  
(when used with an electric water heater)

**\$12**

\$8 Cost Range of Similar Models \$51

**99 kWh**  
Estimated Yearly Electricity Use

**\$10**  
Estimated Yearly Energy Cost  
(when used with a natural gas water heater)

• Your cost will depend on your utility rates and use.  
• Cost range based only on standard capacity models.  
• Estimated energy cost based on six wash loads a week and a national average electricity cost of 12 cents per kWh and natural gas cost of \$1.09 per therm.

ENERGY STAR  
DC68-04261B-00

ftc.gov/energy

Energy Guide

## Easy Ads link

<https://dam.gettyimages.com/p/z0c3461/external?q=WF50A8600AV%20User%20manual>

**Washer**

**User manual**  
WF50A86\*\*A\*

**SAMSUNG**

User Manual

# Feature Icons

---

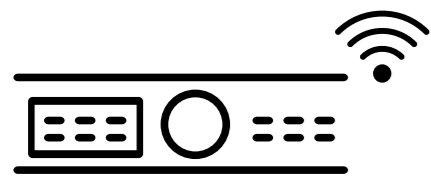
**WF50A8600AV – 5.0 cu. ft. Extra-Large Capacity  
Smart Dial Front Load Washer with MultiControl™**



# Feature Icons

## Easy Ads link

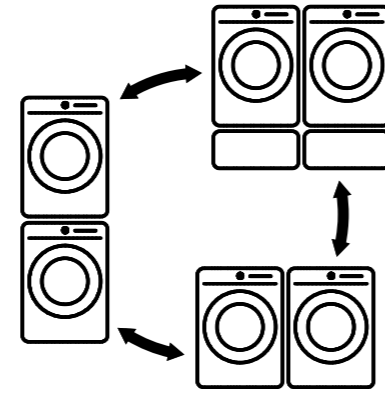
<https://dam.gettyimages.com/p/z0c3461/external?q=WF50A8600AV%20Icons>



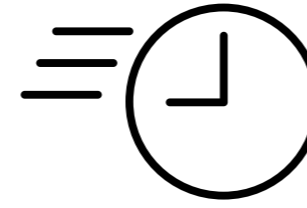
AI Powered Smart Dial



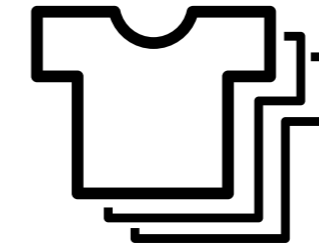
MultiControl™




Flexible Installation



Super Speed Wash



Extra-Large 5.0 cu. ft. Capacity



Wi-Fi Connectivity



20-Year Motor Warranty\*

\*20-year warranty limited to the Digital Inverter Motor of washers assembled in the USA purchased on 7/1/2022 or later. Purchase receipt indicating purchase date required for a claim. Additional restrictions and limitations apply, see warranty for details.

# Product Overview

---

**DVE50A8600V - 7.5 cu. ft. Smart Dial Electric Dryer  
with Super Speed Dry**

**DVG50A8600V - 7.5 cu. ft. Smart Dial Gas Dryer  
with Super Speed Dry**

# Product Overview

## Product Title

DVE50A8600V - 7.5 cu. ft. Smart Dial Electric Dryer with Super Speed Dry

DVG50A8600V - 7.5 cu. ft. Smart Dial Gas Dryer with Super Speed Dry

## Product Short Description (217 Characters)

Samsung's new Smart Dial Dryer uses AI power to learn and recommend your favorite drying cycles, dries clothing in just 30 minutes with Super Speed Dry,\* and eliminates 99.9% of germs and bacteria with Steam Sanitize+.\*\*


## Product Long Description (336 Characters)

Samsung's new Smart Dial Dryer uses AI power to learn and recommend your favorite drying cycles and displays them first for quick access in a simplified, easy-to-use control panel. You can also dry a full load of laundry in just 30 minutes with Super Speed Dry\* and eliminate 99.9% of germs and bacteria on clothing with Steam Sanitize+.\*\*

\*Based on 8lb D.O.E. standard load (50% cotton, 50% poly).

\*\*Based on internal testing and independently verified by Intertek. Individual results may vary.

## Available Colors



### Brushed Black

Model Number: DVE50A8600V

UPC: 887276517728

Model Number: DVG50A8600V

UPC: 887276517759



### Ivory

Model Number: DVE50A8600E

UPC: 887276521558

Model Number: DVG50A8600E

UPC: 887276517742



# Carousel Image Order

## Electric Dryer

Easy Ads links

Retail.com: <https://dam.gettyimages.com/p/z0c3461/external?q=DVE50A8600V%20Carousel%20Images%20rcom>  
Samsung.com: <https://dam.gettyimages.com/p/z0c3461/external?q=DVE50A8600V%20Carousel%20Images%20scom>  
360 Spin: <https://dam.gettyimages.com/p/z0c3461/external?q=DVE50A8600V%20360%20Spins>



# Carousel Image Order

## Gas Dryer

Easy Ads links

Retail.com: <https://dam.gettyimages.com/p/z0c3461/external?q=DVG50A8600V%20Carousel%20Images%20rcom>  
Samsung.com: <https://dam.gettyimages.com/p/z0c3461/external?q=DVG50A8600V%20Carousel%20Images%20scom>  
360 Spin: <https://dam.gettyimages.com/p/z0c3461/external?q=DVG50A8600V%20360%20Spins>






# Product Messaging

---



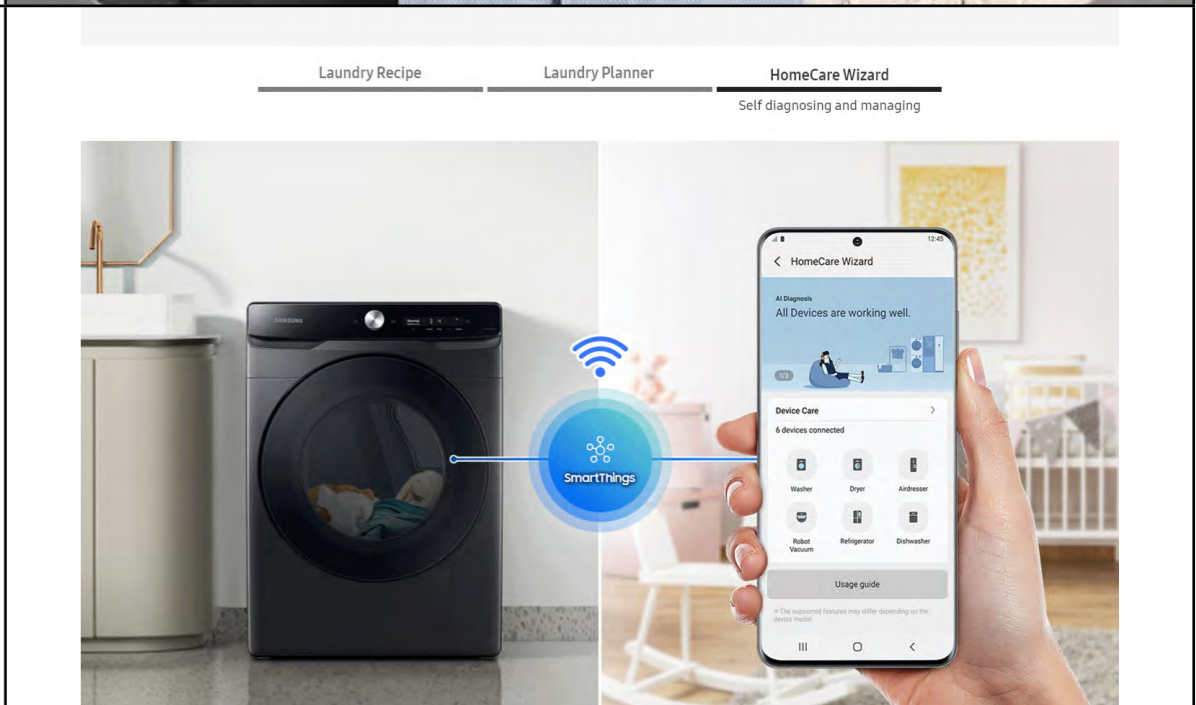
**DVE50A8600V - 7.5 cu. ft. Smart Dial Electric Dryer  
with Super Speed Dry**

**DVG50A8600V - 7.5 cu. ft. Smart Dial Gas Dryer  
with Super Speed Dry**

## Features and Benefits – DVE(G)50A8600V




Headline	Feature Name	Long Body Copy	Short Body Copy	Associated Image
<p><b>Laundry just got smarter</b></p>	<p><b>AI Powered Smart Dial</b></p>	<p>Samsung’s simple to use, AI Powered Smart Dial learns and recommends your favorite drying cycles and allows you to customize your cycle list, change the displayed language, and operate the dryer right from the washer when the units are stacked.*</p> <p><small>*Operating dryer from washer requires DV-MCK/A1 (sold separately) and stacking kit (sold separately).</small></p>	<p>Samsung’s AI Powered Smart Dial learns and recommends your favorite drying cycles and allows you to operate the dryer right from the washer when the units are stacked.*</p> <p><small>*Operating dryer from washer requires DV-MCK/A1 (sold separately) and stacking kit (sold separately).</small></p>	
<p><b>Controls within reach</b></p>	<p><b>MultiControl™</b></p>	<p>Eliminate the long reach and operate your dryer right from your washer when the units are stacked.*</p> <p><small>*Use of this feature requires a stacked washer and dryer (stacking kit sold separately) and DV-MCK/A1, which is sold separately.</small></p>	<p>Operate your dryer right from your washer when stacking.*</p> <p><small>*Use of this feature requires a stacked washer and dryer (stacking kit sold separately) and DV-MCK/A1, which is sold separately.</small></p>	
<p><b>Fits any space</b></p>	<p><b>Flexible Installation</b></p>	<p>Install your washer and dryer stacked or side by side to fit any space.</p>	<p>Your choice, stacked or side by side.</p>	

## Features and Benefits – DVE(G)50A8600V (Continued)




Headline	Feature Name	Long Body Copy	Short Body Copy	Associated Image
<p><b>Dry a full load in 30 minutes</b></p>	<p><b>Super Speed Dry</b></p>	<p>Optimally dry a full load of laundry in just 30 minutes,* and with an added Super Speed Washer, achieve a complete wash and dry in under an hour.*</p> <p><small>*Based on 8lb D.O.E. standard load (50% cotton, 50% poly).</small></p>	<p>Dry in just 30 minutes and achieve a complete wash and dry in under an hour with an added Super Speed Washer.*</p> <p><small>*Based on 8lb D.O.E. standard load (50% cotton, 50% poly).</small></p>	
<p><b>Freshen up clothes</b></p>	<p><b>Steam Sanitize+</b></p>	<p>The Steam Sanitize+ cycle removes 99.9% of germs and bacteria, over 95% of pollen, and kills 100% of dust mites.* Multi-Steam Technology steams away wrinkles, odors, and static.</p> <p><small>*Based on internal testing and independently verified by Intertek. Individual results may vary.</small></p>	<p>Steam away 99.9% of germs and bacteria,* while also reducing wrinkles and odors.</p> <p><small>*Based on internal testing and independently verified by Intertek. Individual results may vary.</small></p>	
<p><b>Control in the palm of your hand</b></p>	<p><b>Wi-Fi Connectivity</b></p>	<p>Wi-Fi connected so you can receive end of cycle alerts, remotely start or stop your drying, schedule cycles on your time, and more, right from your smartphone with the SmartThings App.*</p> <p><small>*Requires wireless network, Samsung account and SmartThings App. The Samsung SmartThings App supports Android OS 4.0 (ICS) or later which is optimized for Samsung smartphones (Galaxy S and Galaxy Note series). This app also supports iOS 7 or later for iPhone models. SmartThings App available in App Store and Play Store. Only monitoring enabled on Gas Dryers for safety reasons.</small></p>	<p>Receive end of cycle alerts, remotely start, schedule, and more, from your smartphone with the SmartThings App.*</p> <p><small>*Requires wireless network, Samsung account and SmartThings App. The Samsung SmartThings App supports Android OS 4.0 (ICS) or later which is optimized for Samsung smartphones (Galaxy S and Galaxy Note series). This app also supports iOS 7 or later for iPhone models. SmartThings App available in App Store and Play Store. Only monitoring enabled on Gas Dryers for safety reasons.</small></p>	






## Features and Benefits – DVE(G)50A8600V (Continued)



Headline	Feature Name	Long Body Copy	Short Body Copy	Associated Image
N/A	<b>ENERGY STAR® Certified</b>	<p>ENERGY STAR® Certified,* so you can save money by using less energy without sacrificing performance or functionality.</p> <p>*Visit <a href="http://www.energystar.gov">www.energystar.gov</a> for more information on ENERGY STAR® guidelines.</p>	<p>Eco-friendly and energy-efficient.</p> <p>*Visit <a href="http://www.energystar.gov">www.energystar.gov</a> for more information on ENERGY STAR® guidelines.</p>	
A cleaner, protected dryer	<b>CleanGuard™</b>	<p>Treated with antimicrobial technology to deliver long-lasting protection of high-touch areas.*</p> <p>*Antimicrobial treatment does not protect users or other items against bacteria, viruses, germs, or other disease organisms.</p>	<p>Have peace of mind with antimicrobial technology that protects high-touch areas of your dryer.*</p> <p>*Antimicrobial treatment does not protect users or other items against bacteria, viruses, germs, or other disease organisms.</p>	
Worry-free drying	<b>Sensor Dry</b>	<p>Automatically optimizes the time and temperature of your drying cycle to protect your clothes from heat damage, while avoiding excess energy use.</p>	<p>Helps prevent overdrying for optimal fabric care.</p>	

## Features and Benefits – DVE(G)50A8600V (Continued)

Headline	Feature Name	Long Body Copy	Short Body Copy	Associated Image
<p><b>Cleaner, safer vents</b></p>	<p><b>Vent Sensor</b></p>	<p>Vent Sensor continually monitors the condition of your dryer's air duct to ensure it is operating safely and efficiently. It automatically notifies you when it is time for a cleaning and prompts you to check for obstructions so you can always maintain optimum drying performance.</p>	<p>Continuously monitors the condition of the air duct to ensure it's operating safely and efficiently.</p>	
<p><b>Fit more for fewer loads</b></p>	<p><b>Large 7.5 cu. ft. Capacity</b></p>	<p>Fewer loads, less time in the laundry room, and more time doing the things you love.</p>	<p>Fewer loads, less time in the laundry room.</p>	
<p><b>N/A</b></p>	<p><b>Interior Drum Light</b></p>	<p>Put an end to stray socks or smaller laundry items that are hard to spot! An internal drum light brightly illuminates your laundry and the rest of the interior so you can quickly and safely check your dryer's contents.</p>	<p>Put an end to stray socks or small items that are hard to spot.</p>	

## Features and Benefits – DVE(G)50A8600V (Continued)

Headline	Feature Name	Long Body Copy	Short Body Copy	Associated Image
<p><b>Flexible opening</b></p>	<p><b>Reversible Dryer Door</b></p>	<p>Choose the direction your dryer door opens to better suit your laundry room layout.</p>	<p>Choose the direction your dryer door opens.</p>	
<p><b>Stop the fluff</b></p>	<p><b>Lint Filter Indicator</b></p>	<p>Stop worrying about lint or fluff building up and blocking your dryer’s air intake. The Filter Check Indicator light on the control panel will provide you with a helpful reminder when it is time to clean the filter, so your dryer maintains optimal performance.</p>	<p>The Filter Check Indicator light lets you know when it is time to clean the filter.</p>	
<p><b>Easier use, for everyone</b></p>	<p><b>ADA Compliant</b></p>	<p>With use of a Samsung Riser,* your washer or dryer is compliant with the Americans with Disabilities Act (ADA), making loading and unloading much easier.</p> <p><small>*ADA Compliant when using 27" wide riser. (Riser model codes: WE272NV, WE272NW, WE272NC)</small></p>	<p>Designed for easy use for everyone.*</p> <p><small>*ADA Compliant when using 27" wide riser. (Riser model codes: WE272NV, WE272NW, WE272NC)</small></p>	

Features and Benefits – DVE(G)50A8600V (Continued)				
Headline	Feature Name	Long Body Copy	Short Body Copy	Associated Image
<b>Materials that last</b>	<b>Stainless Steel Drum</b>	Keep the shine on your dryer with a stainless steel surface that prevents nicks and scratches from damaging the interior.	More durable and prevents scratches or nicks from metal zippers.	
<b>Perfect pair</b>	<b>Matching Accessories</b>	Round out your laundry setup with a matching washer, pedestal, riser and more.	N/A	

# Product Specs

---

**DVE50A8600V - 7.5 cu. ft. Smart Dial Electric Dryer  
with Super Speed Dry**

**DVG50A8600V - 7.5 cu. ft. Smart Dial Gas Dryer  
with Super Speed Dry**

## Related Products and Accessories

Dryer Series	Type	Color	Pedestal
WF50A8600AV	Front Load Washer	Brushed Black	WE402NV
WF50A8600AE	Front Load Washer	Ivory	WE402NE

Riser	MultiControl™	Stacking Kit	Gas to Propane Converter Kit	Side Vent Kit
WE272NV	DV-MCK	SKK-8K	LPKIT-4	DV-2A

# Spec Sheet

## Easy Ads link

<https://dam.gettyimages.com/p/z0c3461/external?q=DVE50A8600V%20Spec%20Sheet>

### DVE50A8600V

Samsung 7.5 cu. ft. Smart Dial Electric Dryer with Super Speed Dry



**19 Preset Drying Cycles:**  
Refresh, Wrinkle Away, Steam Sanitize, Super Speed, Eco Normal, Normal, Heavy Duty, Towels, Permanent Press, Activewear, Bedding, Delicates, Wool, Shirts, Denim, Time Dry, Air Fluff, Quick Dry, Rack Dry

**14 Options:**  
Mixed Load Bell, Wrinkle Prevent, AntiStatic, My Cycle, Smart Control, Eco Dry, Drum Light, Child Lock, Alarm, AI Pattern, Wi-Fi, Language, Vent Blockage Test, Factory Reset

**5 Temperature Settings:**  
High, Medium, Medium Low, Low, Extra Low

**5 Dry Levels:**  
Very Dry, More Dry, Normal Dry, Less Dry, Damp Dry

**Warranty**  
One (1) Year Parts and Labor

**Product Dimensions & Weight (WxHxD)**  
Dimensions: 27" x 38 1/4" x 31 1/8"  
Weight: 123 lbs

**Shipping Dimensions & Weight (WxHxD)**  
Dimensions: 29 1/2" x 42 1/8" x 34 1/16"  
Weight: 130 lbs

### SAMSUNG

**Features**

- AI Powered Smart Dial
- MultiControl™
- Flexible Installation
- Super Speed Dry
- Steam Sanitize+
- Wi-Fi Connectivity<sup>1</sup>
- ENERGY STAR® Certified
- CleanGuard™
- Sensor Dry
- Vent Sensor
- Large 7.5 cu. ft. Capacity
- Interior Drum Light
- Reversible Door
- Lint Filter Indicator
- ADA Compliant<sup>2</sup>
- Stainless Steel Drum
- 19 Preset Drying Cycles
- 14 Options
- 5 Temperature Settings
- 9 Timed Dry Settings
- 4-Way Venting

**Available Colors**

Brushed Black Ivory

Electric Dryer	Model #	UPC Code
Brushed Black	DVE50A8600V	887276517728
Ivory	DVE50A8600E	887276521558

Gas Dryer	Model #	UPC Code
Brushed Black	DVG50A8600V	887276517759
Ivory	DVG50A8600E	887276517742

Matching Washer	Model #	UPC Code
Brushed Black	WF50A8600AV	887276519005
Ivory	WF50A8600AE	887276518992

Optional Accessories	Model #	UPC Code
Brushed Black/Black Stainless Steel Pedestal	WE402NV	887276310145
Brushed Black/Black Stainless Steel Riser	WE272NV	887276197630
Ivory Pedestal	WE402NE	887276529073
MultiControl™ Kit and Stacking Kit	SKK-8MC	887276597959
MultiControl™	DV-MCK	887276528953
Stacking Kit	SKK-8K	887276344034
Vent Kit	DV-2A	887276146416

**Convenience**

- Child Lock
- Filter Check Indicator

**Rating**

ENERGY STAR® Rated:  
608 kWh/yr

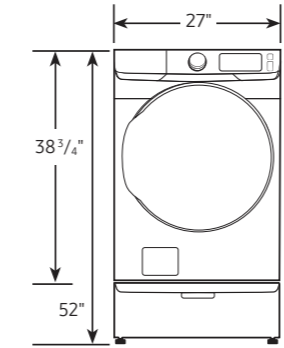
**Electrical Requirements**  
120 V / 240 V / 60 Hz  
30 Amps

<sup>1</sup>Requires wireless network, Samsung account and SmartThings App. The Samsung SmartThings App supports Android OS 4.0 (I53) or later which is optimized for Samsung smartphones (Galaxy S and Galaxy Note series). This app also supports iOS 7 or later for iPhone models. SmartThings App available in App Store and Play Store. Only monitoring enabled on Gas Dryers for safety reasons.  
<sup>2</sup>ADA Compliant when using 27" wide riser. (Riser model codes: WE272NV, WE272NW, WE272NC)

Electric Dryer Spec Sheet - page 1

### DVE50A8600V

Samsung 7.5 cu. ft. Smart Dial Electric Dryer with Super Speed Dry



**Dimensions**  
Required dimensions for installation with pedestal:

27" (width)  
38 1/4" (height)  
52" (depth)

31 1/8" (depth with door open 90°)

52 1/8" (depth with door open 90°)

**Installation Specifications – Side-by-Side or Stand-Alone**  
If the washer and dryer are installed together or the dryer alone, the closet front must have two unobstructed air openings for a combined minimum total area of 72-inch<sup>2</sup>. Your washer alone does not require a specific air opening.

**Alcove or closet installation**  
Minimum clearance for closet and alcove installations:

Recessed Area: 1" clearance above unit.

Side View Confined: Depth including washer clearance 33 1/2".

**Connection Dimensions**  
Back and side view of dryer:

6 1/8" (width)  
7" (height)  
14 7/8" (width)  
3 9/16" (height)  
7 1/8" (width)  
3 7/8" (height)

**LEGEND:**  
● Cold Water Connection

Actual color may vary. Design specifications, and color availability are subject to change without notice. Non-metric weights and measurements are approximate.  
©2021 Samsung Electronics America, Inc. 85 Challenger Road, Ridgefield Park, NJ 07660. Tel: 800-SAMSUNG, samsung.com. Samsung is a registered trademark of Samsung Electronics Co., Ltd.

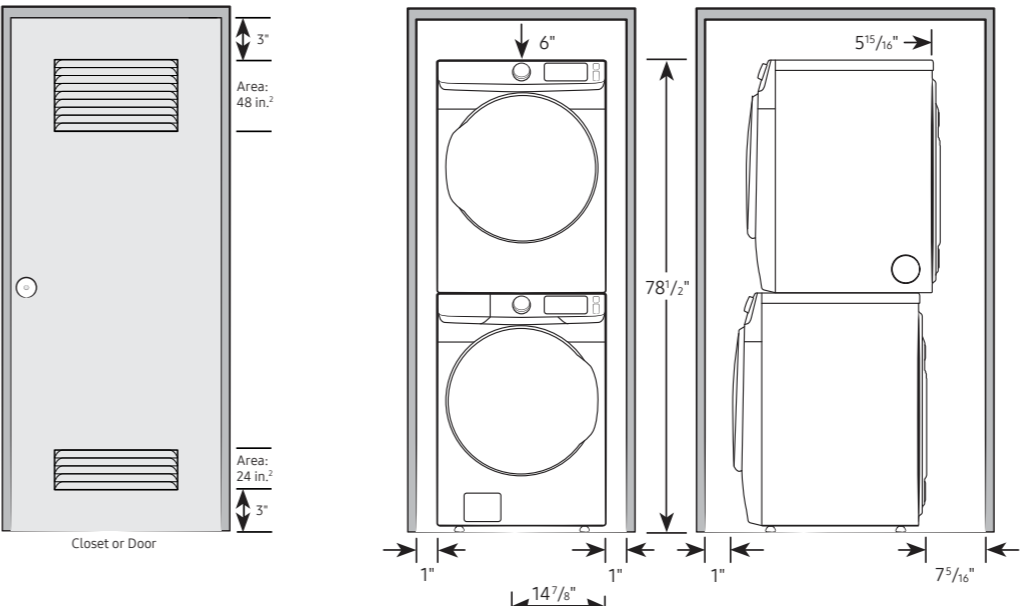
### SAMSUNG

Electric Dryer Spec Sheet - page 2

### DVE50A8600V

Samsung 7.5 cu. ft. Smart Dial Electric Dryer with Super Speed Dry

**Installation Specifications – Stacked Pair**  
Clearances indicated are for stacked pairs. The closet front must have two unobstructed air openings for a combined minimum total area of 72-inch<sup>2</sup>.



Area: 48 in.<sup>2</sup>  
Area: 24 in.<sup>2</sup>

**Connection Dimensions**  
Back and side views of stacked pair:

14 7/8" (width)  
6 1/8" (width)  
33 3/8" (height)  
42 3/8" (height)  
45 1/8" (height)  
42 5/8" (height)  
10 1/4" - Cold Water  
6 7/8" - Hot Water  
7 1/8" (width)

**LEGEND:**  
● Cold Water Connection  
● Hot Water Connection

Actual color may vary. Design specifications, and color availability are subject to change without notice. Non-metric weights and measurements are approximate.  
©2021 Samsung Electronics America, Inc. 85 Challenger Road, Ridgefield Park, NJ 07660. Tel: 800-SAMSUNG, samsung.com. Samsung is a registered trademark of Samsung Electronics Co., Ltd.

### SAMSUNG

Electric Dryer Spec Sheet - page 3

# Spec Sheet

## Easy Ads link

<https://dam.gettyimages.com/p/z0c3461/external?q=DVG50A8600V%20Spec%20Sheet>

### DVG50A8600V

Samsung 7.5 cu. ft. Smart Dial Gas Dryer with Super Speed Dry



### SAMSUNG

#### Features


- AI Powered Smart Dial
- MultiControl™
- Flexible Installation
- Super Speed Dry
- Steam Sanitize+
- Wi-Fi Connectivity¹
- ENERGY STAR® Certified
- CleanGuard™
- Sensor Dry
- Vent Sensor
- Large 7.5 cu. ft. Capacity
- Interior Drum Light
- Reversible Door
- Lint Filter Indicator
- ADA Compliant²
- Stainless Steel Drum
- 19 Preset Drying Cycles
- 14 Options
- 5 Temperature Settings
- 9 Timed Dry Settings
- 3-Way Venting

#### Convenience

- Child Lock
- Filter Check Indicator

#### Electrical Requirements

120 V / 60 Hz  
15 Amps



¹Requires wireless network, Samsung account and SmartThings App. The Samsung SmartThings App supports Android OS 4.0 (ICS) or later which is optimized for Samsung smartphones (Galaxy S and Galaxy Note series). This app also supports iOS 7 or later for iPhone models. SmartThings App available in App Store and Play Store. Only monitoring enabled on Gas Dryers for safety reasons.  
²ADA Compliant when using 27" wide riser. (Riser model codes: WE272NV, WE272NW, WE272NC)

#### Available Colors

Brushed Black

Ivory

Gas Dryer	Model #	UPC Code
Brushed Black	DVG50A8600V	887276517759
Ivory	DVG50A8600E	887276517742
Electric Dryer	Model #	UPC Code
Brushed Black	DVE50A8600V	887276517728
Ivory	DVE50A8600E	887276521558
Matching Washer	Model #	UPC Code
Brushed Black	WF50A8600AV	887276519005
Ivory	WF50A8600AE	887276518992
Optional Accessories	Model #	UPC Code
Brushed Black/Black Stainless Steel Pedestal	WE402NV	887276310145
Brushed Black/Black Stainless Steel Riser	WE272NV	887276197630
Ivory Pedestal	WE402NE	887276529073
MultiControl™ Kit and Stacking Kit	SKK-8MC	887276597959
MultiControl™	DV-MCK	887276528953
Stacking Kit	SKK-8K	887276344034
Vent Kit	DV-2A	887276146416
Gas to Propane Converter Kit	LPKIT-4	887276352787

#### 19 Preset Drying Cycles:

Refresh, Wrinkle Away, Steam Sanitize, Super Speed, Eco Normal, Normal, Heavy Duty, Towels, Permanent Press, Activewear, Bedding, Delicates, Wool, Shirts, Denim, Time Dry, Air Fluff, Quick Dry, Rack Dry

#### 14 Options:

Mixed Load Bell, Wrinkle Prevent, AntiStatic, My Cycle, Smart Control, Eco Dry, Drum Light, Child Lock, Alarm, AI Pattern, Wi-Fi, Language, Vent Blockage Test, Factory Reset

#### 5 Temperature Settings:

High, Medium, Medium Low, Low, Extra Low

#### 5 Dry Levels:

Very Dry, More Dry, Normal Dry, Less Dry, Damp Dry

#### Warranty

One (1) Year Parts and Labor

#### Product Dimensions & Weight (WxHxD)

Dimensions: 27" x 38 1/4" x 51 1/8"  
Weight: 123 lbs

#### Shipping Dimensions & Weight (WxHxD)

Dimensions: 29 1/8" x 42 1/8" x 34 1/8"  
Weight: 130 lbs

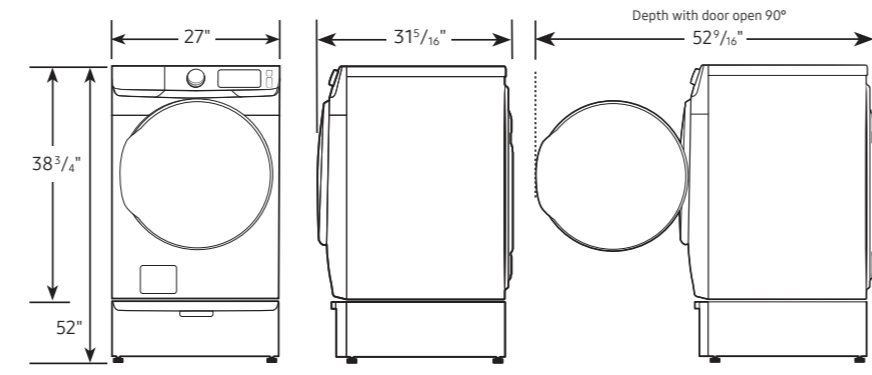
### DVG50A8600V

Samsung 7.5 cu. ft. Smart Dial Gas Dryer with Super Speed Dry

### SAMSUNG

#### Dimensions

Required dimensions for installation with pedestal:

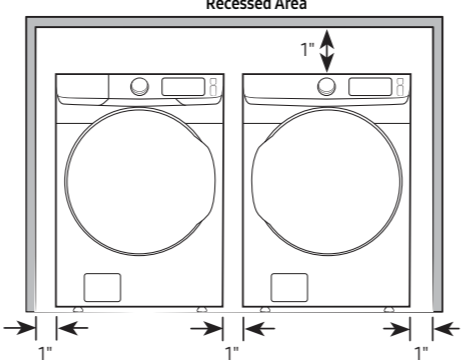


#### Installation Specifications – Side-by-Side or Stand-Alone

If the washer and dryer are installed together or the dryer alone, the closet front must have two unobstructed air openings for a combined minimum total area of 72-inch². Your washer alone does not require a specific air opening.

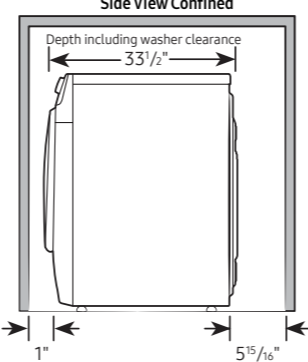
##### Alcove or closet installation

Minimum clearance for closet and alcove installations:



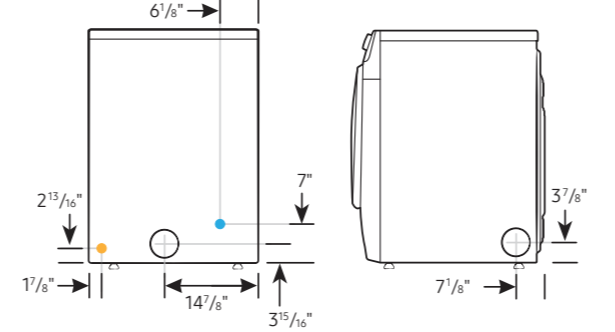
##### Side View Confined

Depth including washer clearance:



#### Connection Dimensions

Back and side view of dryer



**LEGEND:**

- Cold Water Connection
- Hot Water Connection
- Gas Connection

Actual color may vary. Design specifications, and color availability are subject to change without notice. Non-metric weights and measurements are approximate.  
©2021 Samsung Electronics America, Inc. 85 Challenger Road, Ridgefield Park, NJ 07060. Tel: 800-SAMSUNG, samsung.com, Samsung is a registered trademark of Samsung Electronics Co., Ltd.

Gas Dryer Spec Sheet - page 2

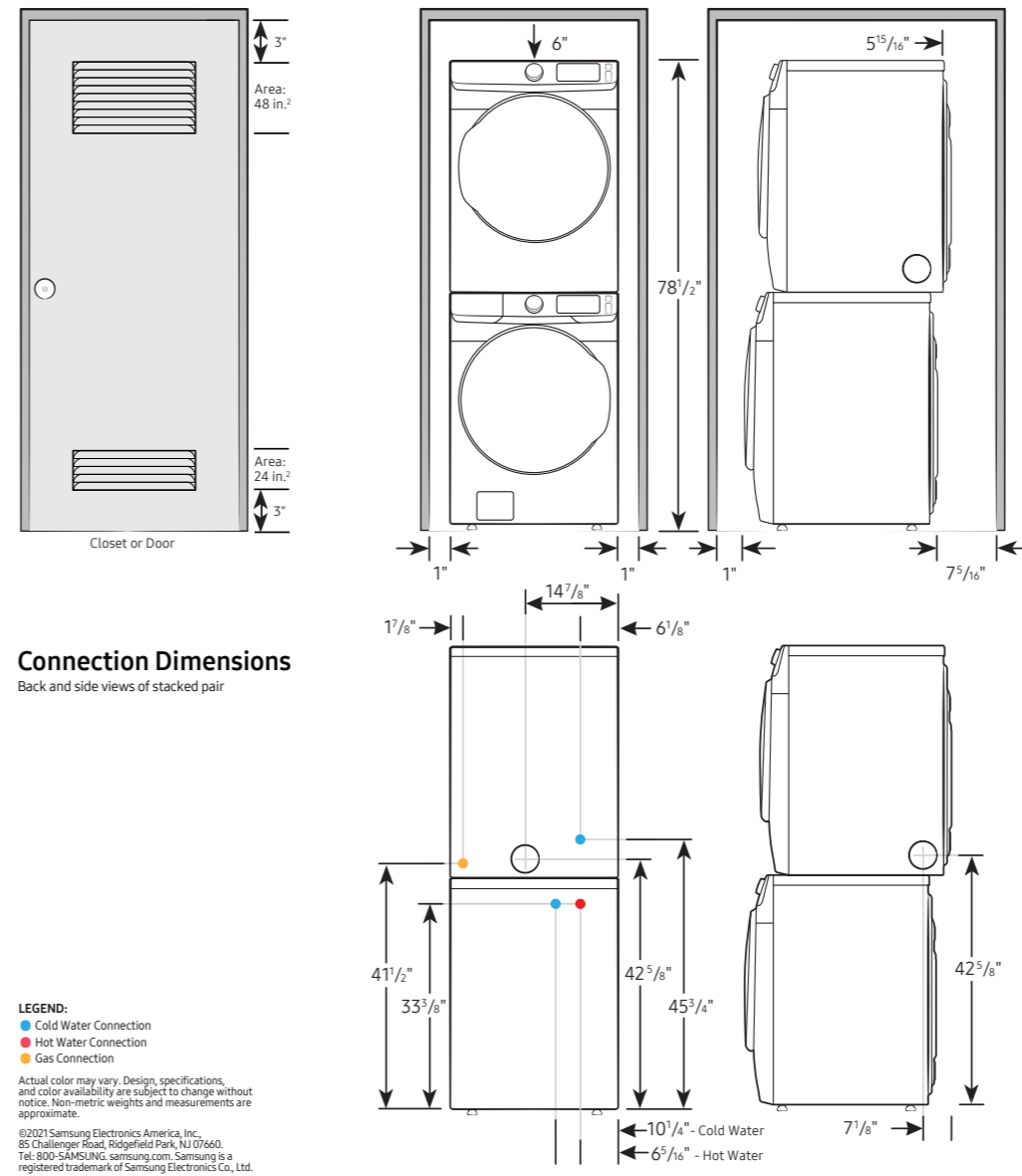
### DVG50A8600V

Samsung 7.5 cu. ft. Smart Dial Gas Dryer with Super Speed Dry

### SAMSUNG

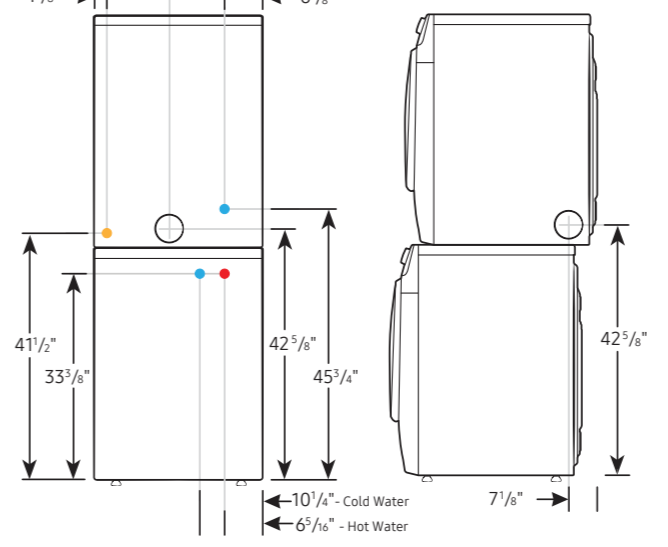
#### Installation Specifications – Stacked Pair

Clearances indicated are for stacked pairs. The closet front must have two unobstructed air openings for a combined minimum total area of 72-inch².



#### Connection Dimensions

Back and side views of stacked pair



**LEGEND:**

- Cold Water Connection
- Hot Water Connection
- Gas Connection

Actual color may vary. Design specifications, and color availability are subject to change without notice. Non-metric weights and measurements are approximate.  
©2021 Samsung Electronics America, Inc. 85 Challenger Road, Ridgefield Park, NJ 07060. Tel: 800-SAMSUNG, samsung.com, Samsung is a registered trademark of Samsung Electronics Co., Ltd.

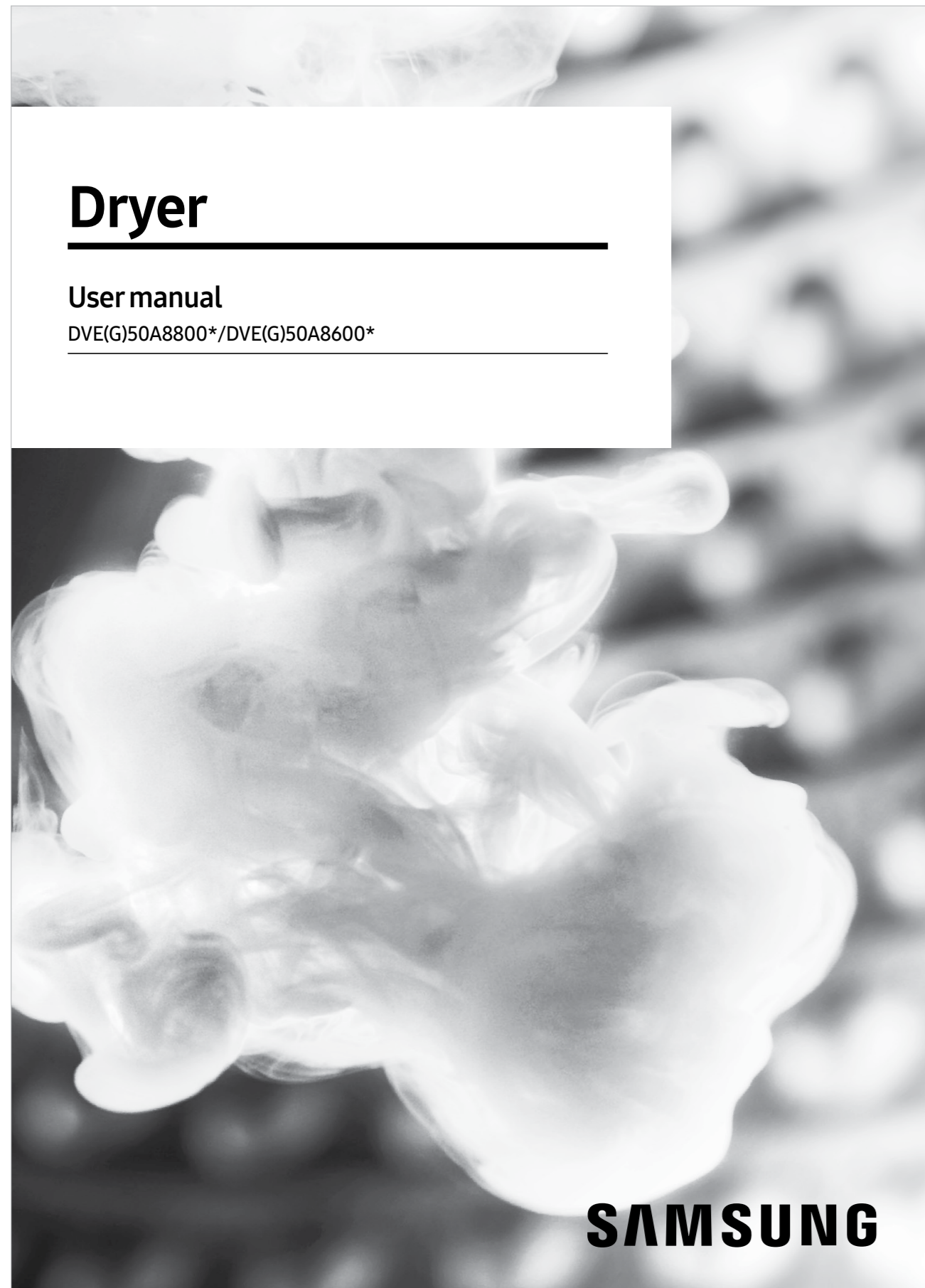
Gas Dryer Spec Sheet - page 3



# User Manual

## Easy Ads link

<https://dam.gettyimages.com/p/z0c3461/external?q=DVE50A8600%20User%20Manual>



User Manual - Electric and Gas Dryers

# Feature Icons

---

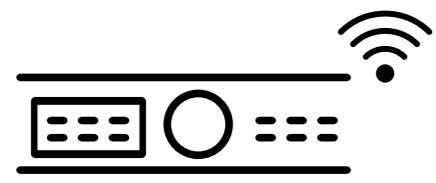
**DVE50A8600V - 7.5 cu. ft. Smart Dial Electric Dryer  
with Super Speed Dry**

**DVG50A8600V - 7.5 cu. ft. Smart Dial Gas Dryer  
with Super Speed Dry**

# Feature Icons

## Easy Ads link

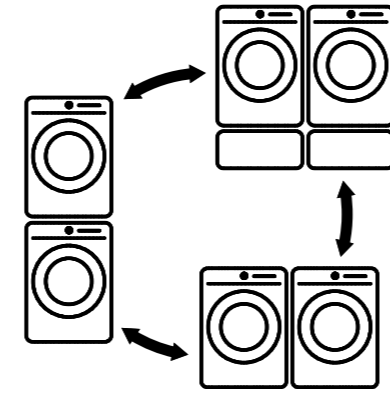
[https://dam.gettyimages.com/p/z0c3461/external?q=DVE\(G\)8600%20Icons](https://dam.gettyimages.com/p/z0c3461/external?q=DVE(G)8600%20Icons)



AI Powered Smart Dial



MultiControl™




Flexible Installation



Super Speed Dry



Steam Sanitize+



Wi-Fi Connectivity

**SAMSUNG**