

SAMSUNG

Product Guide

8800 Series Laundry

WF50A8800AV – Washer

DVE50A8800V – Electric Dryer

DVG50A8800V – Gas Dryer

Available in Brushed Black



Table of Contents

WF50A8800AV - Front Load Washer

Product Overview

Product Overview 4

Carousel Image Order 5

Product Messaging

Features and Benefits 7

Product Specs

Related Products and Accessories 14

Spec Sheet 15

Energy Guide and User Manual 16

Feature Icons 18

DVE50A8800V - Electric Dryer

DVG50A8800V - Gas Dryer

Product Overview

Product Overview 20

Carousel Image Order 21

Product Messaging

Features and Benefits 24

Product Specs

Related Products and Accessories 31

Spec Sheets 32

User Manual 34

Feature Icons 36

Product Overview

**WF50A8800AV – 5.0 cu. ft. Extra-Large Capacity
Smart Dial Front Load Washer with AI OptiWash™**

Product Overview

Product Title

5.0 cu. ft. Extra-Large Capacity Smart Dial Front Load Washer with AI OptiWash™

Product Short Description (295 Characters)

Samsung's new 5.0 cu. ft. Extra-Large Capacity Smart Dial Front Load Washer uses AI power to learn and recommend your favorite wash cycles, features AI OptiWash™¹ that senses soil levels to improve cleaning,² and has CleanGuard™ antimicrobial technology that helps keep the drum smelling fresh.³

Product Long Description (454 Characters)


Samsung's new Smart Dial Front Load Washer uses AI power to learn and recommend your favorite wash cycles and displays them first for quick access in a simplified, easy-to-use control panel. It has an extra-large 5.0 cu. ft. capacity, features AI OptiWash™¹ that senses soil levels to improve cleaning,² and features CleanGuard™ antimicrobial technology that helps keep the inside of the drum smelling fresh and for added protection of high touch surfaces.³

¹Based on AI-created algorithm.

²Free upgrade to AI OptiWash functionality when connected to Internet through free Samsung SmartThings App (requires free Samsung account). Note: after upgrade to AI-based functionality, name on washer cycle will remain "OptiWash"; continue to follow user manual references to "OptiWash".

³Antimicrobial treatment does not protect users or other items against bacteria, viruses, germs, or other disease organisms.

Available Color



Brushed Black

Model Number: WF50A8800AV

UPC: 887276519012



Carousel Image Order

Easy Ads links

Retail.com: <https://dam.gettyimages.com/p/z0c3461/external?q=WF50A8800AV%20Carousel%20Images%20Rcom>
Samsung.com: <https://dam.gettyimages.com/p/z0c3461/external?q=WF50A8800AV%20Carousel%20Images%20Scom>
360 Spin: <https://dam.gettyimages.com/p/z0c3461/external?q=WF50A8800AV%20360%20Spins>






Product Messaging


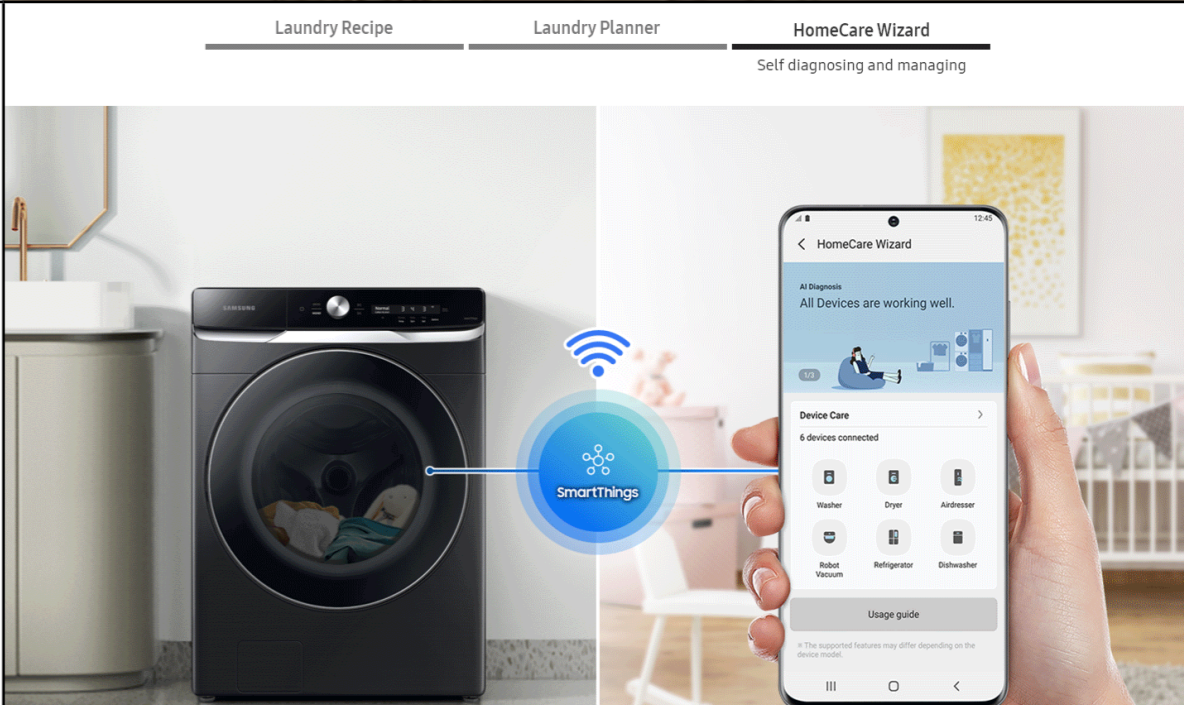

**WF50A8800AV – 5.0 cu. ft. Extra-Large Capacity
Smart Dial Front Load Washer with AI OptiWash™**

Features and Benefits – WF50A8800AV				
Headline	Feature Name	Long Body Copy	Short Body Copy	Associated Image
Laundry just got smarter	AI Powered Smart Dial	<p>Samsung’s simple to use, AI Powered Smart Dial learns and recommends your favorite wash cycles and allows you to customize your cycle list, change the displayed language, and operate the dryer right from the washer when the units are stacked.*</p> <p><small>*Operating dryer from washer requires DV-MCK/A1 (sold separately) and stacking kit (sold separately).</small></p>	<p>Samsung’s AI Powered Smart Dial learns and recommends your favorite wash cycles and allows you to operate the dryer right from the washer when the units are stacked.*</p> <p><small>*Operating dryer from washer requires DV-MCK/A1 (sold separately) and stacking kit (sold separately).</small></p>	
Automatic dirt sensing	AI OptiWash™*	<p>AI OptiWash™* automatically senses soil levels during the washing cycle and adds more time or detergent to continue washing, so your clothes are optimally clean.**</p> <p><small>*Based on AI-created algorithm. **Free upgrade to AI OptiWash functionality when connected to Internet through free Samsung SmartThings App (requires free Samsung account). Note: after upgrade to AI-based functionality, name on washer cycle will remain “OptiWash”; continue to follow user manual references to “OptiWash”.</small></p>	<p>Automatic soil detection for better cleaning and a worry-free wash.</p>	
Controls within reach	MultiControl™	<p>Eliminate the long reach and operate your dryer right from your washer when the units are stacked.*</p> <p><small>*Use of this feature requires a stacked washer and dryer (stacking kit sold separately) and DV-MCK/A1, which is sold separately.</small></p>	<p>Operate your dryer right from your washer when stacking.*</p> <p><small>*Use of this feature requires a stacked washer and dryer (stacking kit sold separately) and DV-MCK/A1, which is sold separately.</small></p>	




Features and Benefits – WF50A8800AV (Continued)

Headline	Feature Name	Long Body Copy	Short Body Copy	Associated Image
<p>Fits any space</p>	<p>Flexible Installation</p>	<p>Install your washer and dryer stacked or side by side to fit any space.</p>	<p>Your choice, stacked or side by side.</p>	
<p>Lose the measuring cup</p>	<p>Auto Dispense System</p>	<p>Fill your detergent drawer with up to 20 loads of detergent and softener, and the washer will accurately dispense the right amount of cleaning solution for a perfect wash, every time.</p>	<p>Accurately dispense up to 20 loads of detergent and softener.</p>	
<p>Wash a full load in 28 minutes, wash and dry in under an hour*</p>	<p>Super Speed Wash</p>	<p>Wash a full load of laundry with full performance in just 28 minutes, and with an added Super Speed Dryer, achieve a complete wash and dry in under an hour.*</p> <p><small>*Based on using Super Speed cycle with an 8lb load.</small></p>	<p>Powerful cleaning in just 28 minutes and achieve a complete wash and dry in under an hour with an added Super Speed Dryer.*</p> <p><small>*Based on using Super Speed cycle with an 8lb load.</small></p>	




Features and Benefits – WF50A8800AV (Continued)

Headline	Feature Name	Long Body Copy	Short Body Copy	Associated Image
<p>Fit more for fewer loads</p>	<p>Extra-Large 5.0 cu. ft. Capacity</p>	<p>Fewer loads, less time in the laundry room, and more time doing the things you love.</p>	<p>Fewer loads, less time in the laundry room.</p>	
<p>Control in the palm of your hand</p>	<p>Wi-Fi Connectivity</p>	<p>Wi-Fi connected so you can receive end of cycle alerts, remotely start or stop your wash, and schedule cycles on your time and more, right from your smartphone with the SmartThings App.*</p> <p><small>*Requires wireless network, Samsung account and SmartThings App. The Samsung SmartThings App supports Android OS 4.0 (ICS) or later which is optimized for Samsung smartphones (Galaxy S and Galaxy Note series). This app also supports iOS 7 or later for iPhone models. SmartThings App available in App Store and Play Store.</small></p>	<p>Receive end of cycle alerts, remotely start, schedule and more from your smartphone with the SmartThings App.*</p> <p><small>*Requires wireless network, Samsung account and SmartThings App. The Samsung SmartThings App supports Android OS 4.0 (ICS) or later which is optimized for Samsung smartphones (Galaxy S and Galaxy Note series). This app also supports iOS 7 or later for iPhone models. SmartThings App available in App Store and Play Store.</small></p>	
<p>N/A</p>	<p>20-Year Warranty*</p>	<p>Purchase Samsung Washers with confidence and receive a 20-year warranty on the Digital Inverter Motor.*</p> <p><small>*20-year warranty limited to the Digital Inverter Motor of washers assembled in the USA purchased on 7/1/2022 or later. Purchase receipt indicating purchase date required for a claim. Additional restrictions and limitations apply, see warranty for details.</small></p>	<p>N/A</p>	



Features and Benefits – WF50A8800AV (Continued)

Headline	Feature Name	Long Body Copy	Short Body Copy	Associated Image
<p>A cleaner, protected washer</p>	<p>CleanGuard™</p>	<p>Treated with antimicrobial technology to deliver long-lasting protection of high-touch areas and help keep the drum and detergent drawer smelling fresh.*</p> <p><small>*Antimicrobial treatment does not protect users or other items against bacteria, viruses, germs, or other disease organisms.</small></p>	<p>Have peace of mind with antimicrobial technology that protects high-touch areas and helps keep the drum smelling fresh.*</p> <p><small>*Antimicrobial treatment does not protect users or other items against bacteria, viruses, germs, or other disease organisms.</small></p>	
<p>Gently remove stains</p>	<p>Steam</p>	<p>The power of steam lets you gently remove stains without any time-consuming pretreatments. Steam is released from the drum so every item in the load is thoroughly saturated, ensuring a deep clean.</p>	<p>The power of steam lets you gently remove stains without any time-consuming pretreatments.</p>	
<p>N/A</p>	<p>ENERGY STAR® Most Efficient</p>	<p>Our washers are recognized by the EPA in delivering cutting edge energy efficiency along with the latest in technological innovation.*</p> <p><small>*Visit www.energystar.gov for more information on ENERGY STAR® guidelines.</small></p>	<p>Recognition for delivering cutting edge energy efficiency and innovation.*</p> <p><small>*Visit www.energystar.gov for more information on ENERGY STAR® guidelines.</small></p>	

Features and Benefits – WF50A8800AV (Continued)

Headline	Feature Name	Long Body Copy	Short Body Copy	Associated Image
<p>Quiet washing anytime, any place</p>	<p>Vibration Reduction Technology+</p>	<p>Do your laundry without disturbing anyone at any time and in any place. Innovative Vibration Reduction Technology+ reduces noise and vibration for quiet washing.</p>	<p>Reduces noise and vibration for quiet washing.</p>	
<p>N/A</p>	<p>Swirl+ Drum Interior</p>	<p>Improved drum pattern extracts more water more quickly during the rinsing cycle and prevents fabrics from snagging during washing.</p>	<p>Improved drum pattern extracts more water more quickly.</p>	
<p>Keep your washer fresh and clean</p>	<p>Self Clean+</p>	<p>Keep your washer tub fresh and clean. Self Clean+ will notify you every 40 wash cycles when it is time for a cleaning.</p>	<p>Keep your washer tub fresh and clean.</p>	

Features and Benefits – WF50A8800AV (Continued)

Headline	Feature Name	Long Body Copy	Short Body Copy	Associated Image
<p>Easier use, for everyone</p>	<p>ADA Compliant</p>	<p>With use of a Samsung Riser,* your washer or dryer is compliant with the Americans with Disabilities Act (ADA), making loading and unloading much easier.</p> <p><small>*ADA Compliant when using 27" wide riser. (Riser model codes: WE272NV, WE272NW, WE272NC)</small></p>	<p>Designed for easy use for everyone.*</p> <p><small>*ADA Compliant when using 27" wide riser. (Riser model codes: WE272NV, WE272NW, WE272NC)</small></p>	
<p>Perfect pair</p>	<p>Matching Accessories</p>	<p>Round out your laundry setup with a matching dryer, pedestal, riser, and more.</p>	<p>N/A</p>	

Product Specs

**WF50A8800AV – 5.0 cu. ft. Extra-Large Capacity
Smart Dial Front Load Washer with AI OptiWash™**

Related Products and Accessories

Dryer Series	Pedestal	Riser	MultiControl™	Stacking Kit
DVE50A8800V DVG50A8800V	WE402NV	WE272NV	DV-MCK	SKK-8K

Spec Sheet

Easy Ads link

<https://dam.gettyimages.com/p/z0c3461/external?q=WF50A8800AV%20Spec%20Sheet>

WF50A8800AV

Samsung 5.0 cu. ft. Extra-Large Capacity Smart Dial Front Load Washer with AI OptiWash™



25 Preset Washing Cycles:
Normal, Heavy Duty, Bedding, Permanent Press, Delicates, Activewear, Wool, Towels, Eco Cold, Rinse + Spin, Self Clean+, Small Load, Colors, Power Rinse, Spin Only, OptiWash™, Outdoor, Denim, Super Speed, Steam Sanitize, Steam Allergen, Steam Normal, Power Steam, Steam Whites, Steam Bulky

18 Additional Options:
Presoak, Extra Rinse, My Cycle, Delay End, Smart Control, Super Speed, Drum Light, Dose per Wash, Dose per Rinse, Child Lock, Detergent Concentration Level, Softener Concentration Level, AI Pattern, Alarm, Calibration, Wi-Fi, Language, Factory Reset

5 Temperature Settings:
Extra Hot, Hot, Warm, Cool, Cold

5 Spin Settings:
Extra High, High, Medium, Low, Extra Low

5 Soil Settings:
Heavy, Heavy Medium, Normal, Low Medium, Light

Warranty
One (1) Year Parts and Labor
Three (3) Years Stainless Tub Part (Part Only)
Ten (10) Years
Twenty (20) Years Limited to "U.S.-Assembled" Washers Only

Product Dimensions & Weight (WxHxD)
Dimensions: 27" x 38 1/2" x 53 1/2"
Weight: 218 lbs

Shipping Dimensions & Weight (WxHxD)
Dimensions: 29 1/8" x 42 3/8" x 35 1/8"
Weight: 223 lbs

SAMSUNG

Features

- AI Powered Smart Dial
- AI OptiWash™
- MultiControl™
- Flexible Installation
- Auto Dispense System
- Super Speed Wash
- Extra-Large 5.0 cu. ft. Capacity
- Wi-Fi Connectivity*
- CleanGuard™
- Steam
- ENERGY STAR® Most Efficient
- Vibration Reduction Technology+
- Swirl+ Drum Interior
- Self Clean+
- ADA Compliant†
- Direct Drive Motor
- 1200 RPM Maximum Spin Speed
- Internal Water Heater
- 25 Total Washing Cycles
- 18 Additional Options

Convenience

- Child Lock
- Dispenser Trays: Main Wash, Bleach, Auto Detergent, Auto Softener

Ratings

- ENERGY STAR®-rated
- CEE Tier 3
- IMEF = 3.10
- IWF = 2.9
- 100 kWh/yr

Electrical Requirements

120V / 60 Hz
15 Amps

Available Color

Brushed Black

Washer	Model #	UPC Code
Brushed Black	WF50A8800AV	887276519012

Matching Electric Dryer	Model #	UPC Code
Brushed Black	DVE50A8800V	887276517735

Matching Gas Dryer	Model #	UPC Code
Brushed Black	DVG50A8800V	887276521565

Optional Accessories

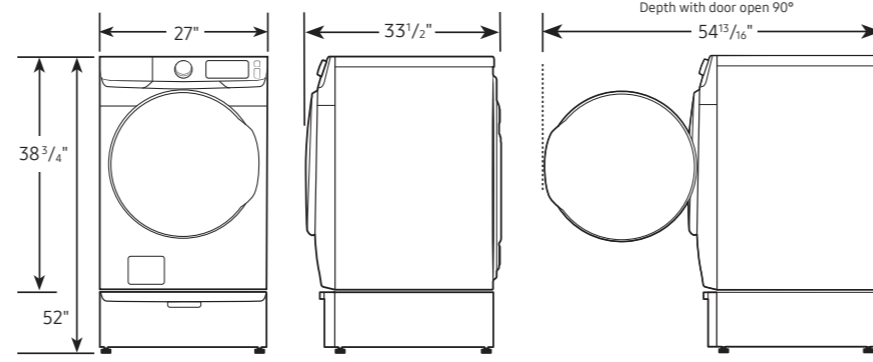
Accessory	Model #	UPC Code
Pedestal	WE402NV	887276310145
Riser	WE272NV	887276197630
MultiControl™ Kit and Stacking Kit	SKK-8MC	887276597959
MultiControl™	DV-MCK	887276528953
Stacking Kit	SKK-8K	887276344034

Washer Spec Sheet - page 1

WF50A8800AV

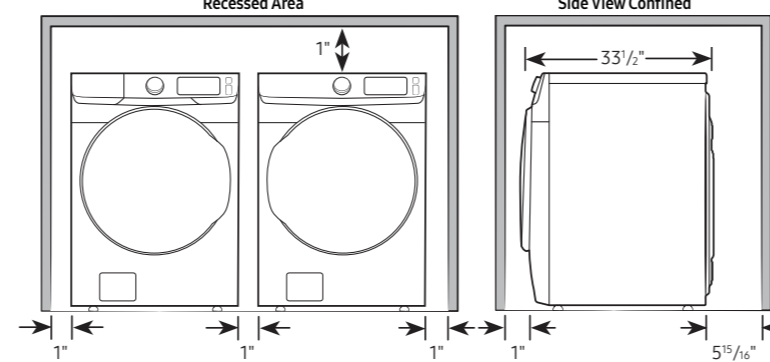
Samsung 5.0 cu. ft. Extra-Large Capacity Smart Dial Front Load Washer with AI OptiWash™

Dimensions
Required dimensions for installation with pedestal:

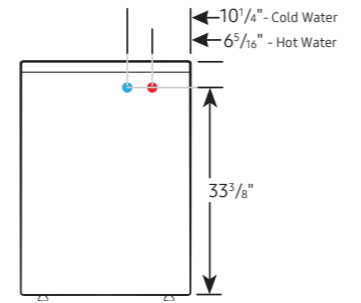


Installation Specifications – Side-by-Side or Stand-Alone
If the washer and dryer are installed together or the dryer alone, the closet front must have two unobstructed air openings for a combined minimum total area of 72-inch². Your washer alone does not require a specific air opening.

Alcove or closet installation
Minimum clearance for closet and alcove installations:



Connection Dimensions
Back view of washer

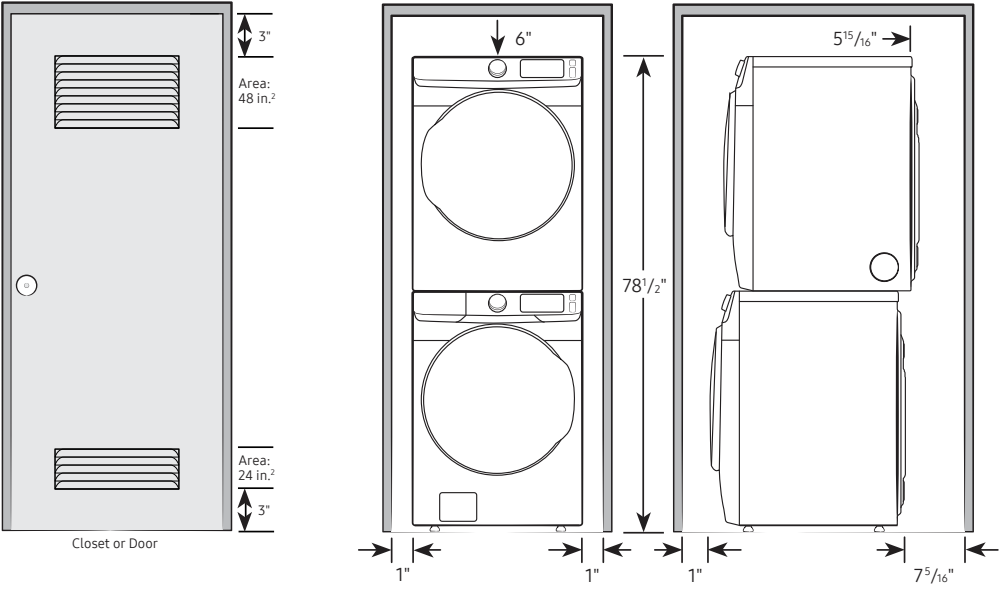


LEGEND:
● Cold Water Connection
● Hot Water Connection

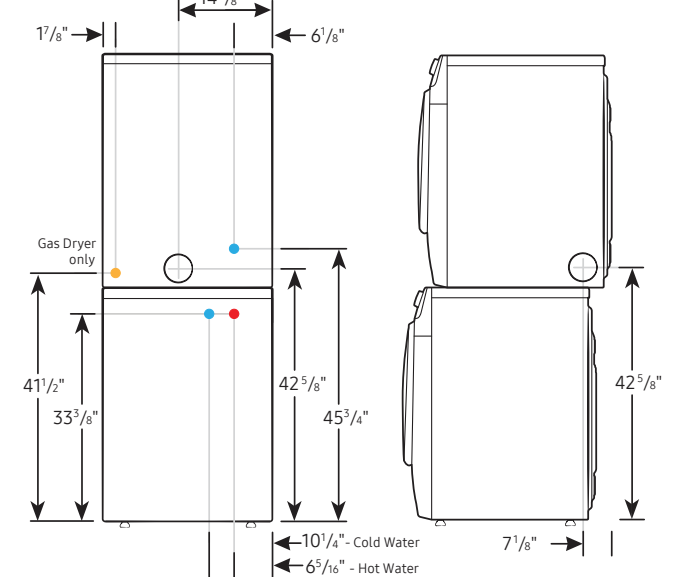
Actual color may vary. Design, specifications, and color availability are subject to change without notice. Non-metric weights and measurements are approximate.
©2021 Samsung Electronics America, Inc. 82 Challenger Road, Hopewell Park, NJ 07960. Tel: 800-SAMSUNG, samsung.com. Samsung is a registered trademark of Samsung Electronics Co., Ltd.

SAMSUNG

Installation Specifications – Stacked Pair
Clearances indicated are for stacked pairs. The closet front must have two unobstructed air openings for a combined minimum total area of 72-inch².



Connection Dimensions
Back and side views of stacked pair



LEGEND:
● Cold Water Connection
● Hot Water Connection
● Gas Connection

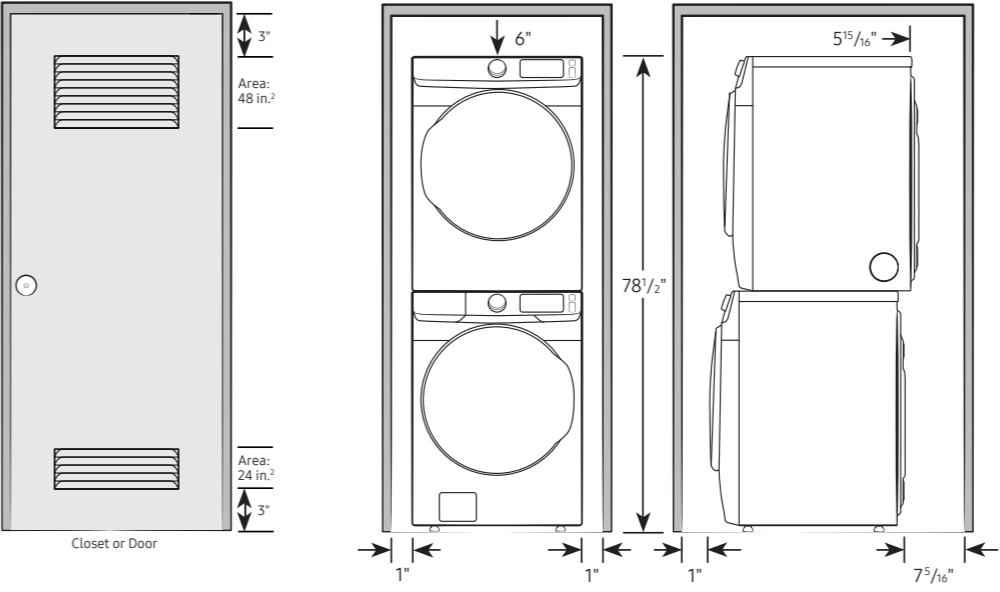
Actual color may vary. Design, specifications, and color availability are subject to change without notice. Non-metric weights and measurements are approximate.
©2021 Samsung Electronics America, Inc. 82 Challenger Road, Hopewell Park, NJ 07960. Tel: 800-SAMSUNG, samsung.com. Samsung is a registered trademark of Samsung Electronics Co., Ltd.

Washer Spec Sheet - page 2

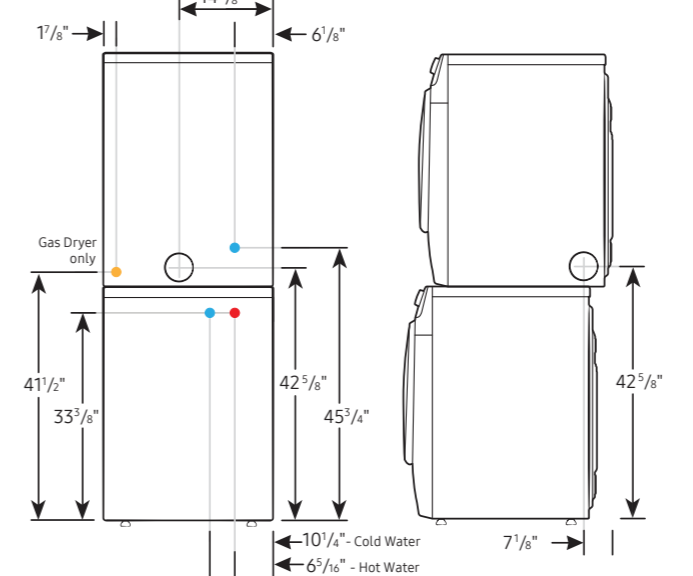
WF50A8800AV

Samsung 5.0 cu. ft. Extra-Large Capacity Smart Dial Front Load Washer with AI OptiWash™

Installation Specifications – Stacked Pair
Clearances indicated are for stacked pairs. The closet front must have two unobstructed air openings for a combined minimum total area of 72-inch².



Connection Dimensions
Back and side views of stacked pair

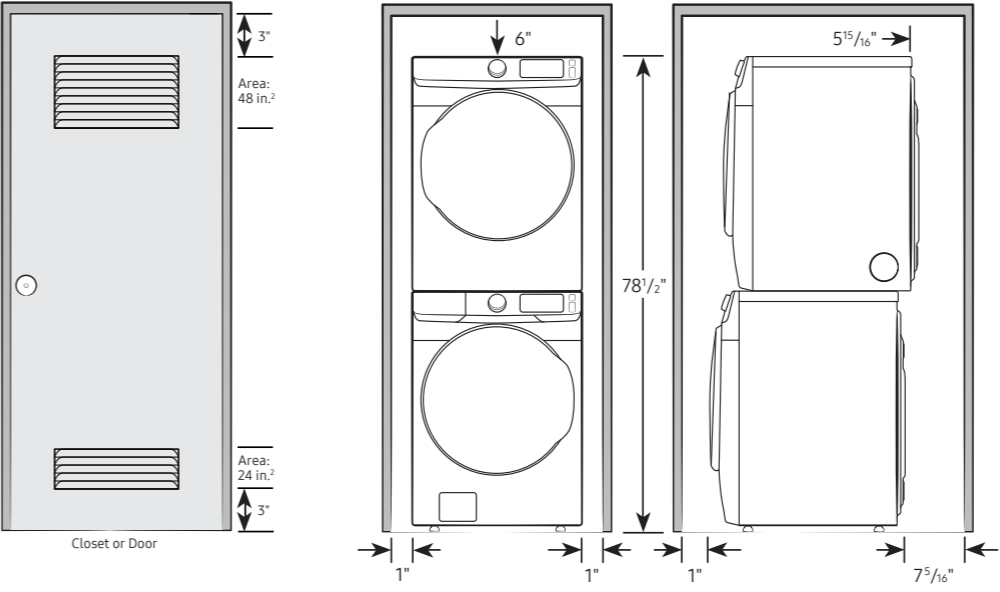


LEGEND:
● Cold Water Connection
● Hot Water Connection
● Gas Connection

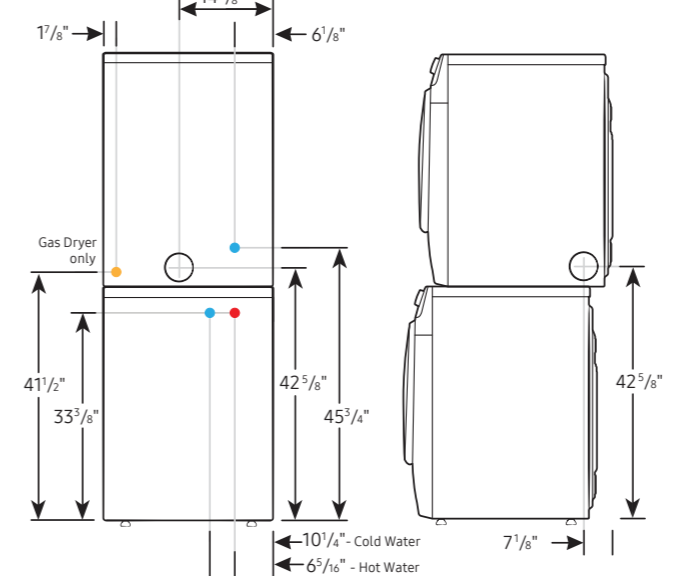
Actual color may vary. Design, specifications, and color availability are subject to change without notice. Non-metric weights and measurements are approximate.
©2021 Samsung Electronics America, Inc. 82 Challenger Road, Hopewell Park, NJ 07960. Tel: 800-SAMSUNG, samsung.com. Samsung is a registered trademark of Samsung Electronics Co., Ltd.

SAMSUNG

Installation Specifications – Stacked Pair
Clearances indicated are for stacked pairs. The closet front must have two unobstructed air openings for a combined minimum total area of 72-inch².



Connection Dimensions
Back and side views of stacked pair



LEGEND:
● Cold Water Connection
● Hot Water Connection
● Gas Connection

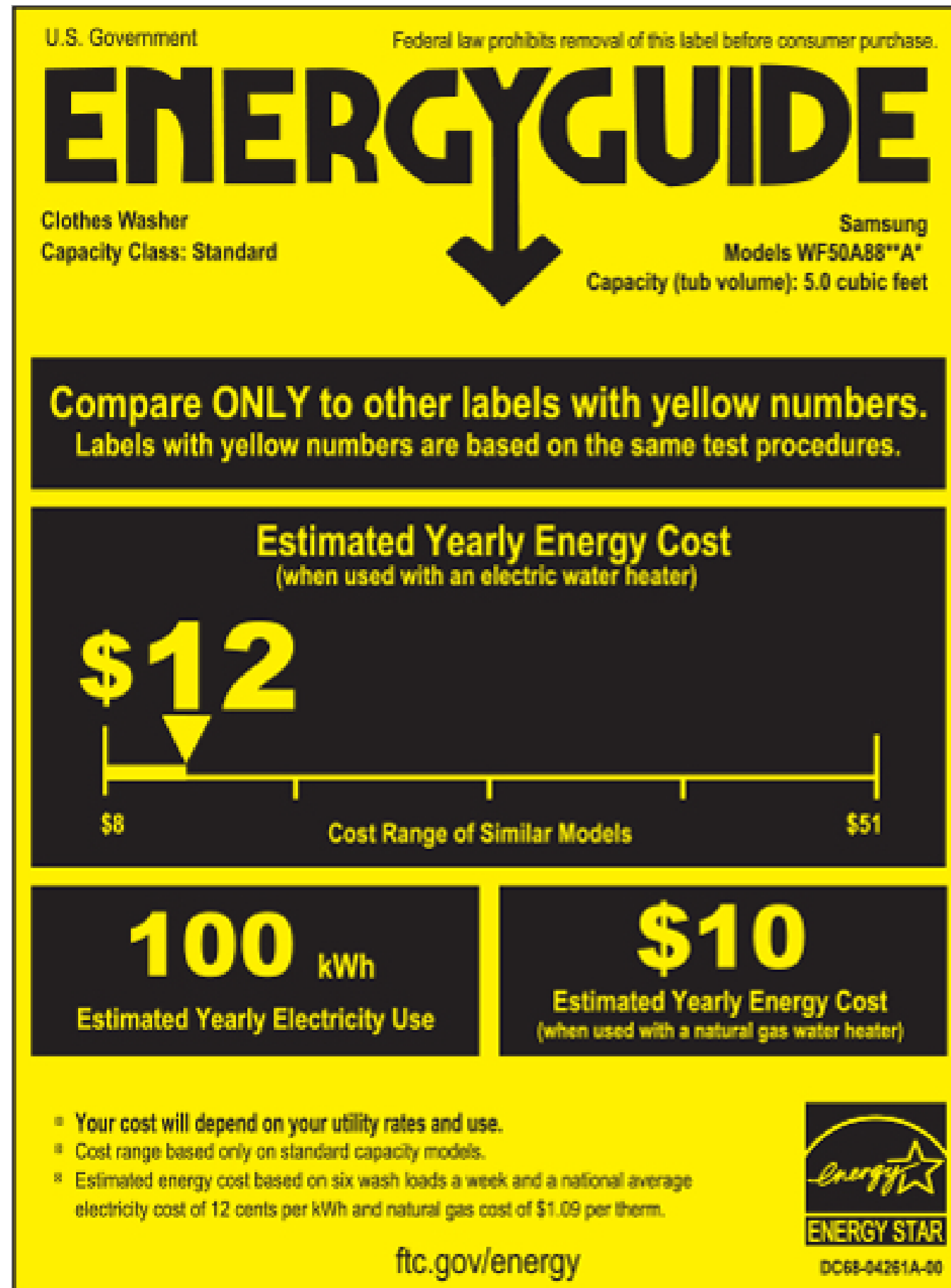
Actual color may vary. Design, specifications, and color availability are subject to change without notice. Non-metric weights and measurements are approximate.
©2021 Samsung Electronics America, Inc. 82 Challenger Road, Hopewell Park, NJ 07960. Tel: 800-SAMSUNG, samsung.com. Samsung is a registered trademark of Samsung Electronics Co., Ltd.

Washer Spec Sheet - page 3

Energy Guide and User Manual

Easy Ads link

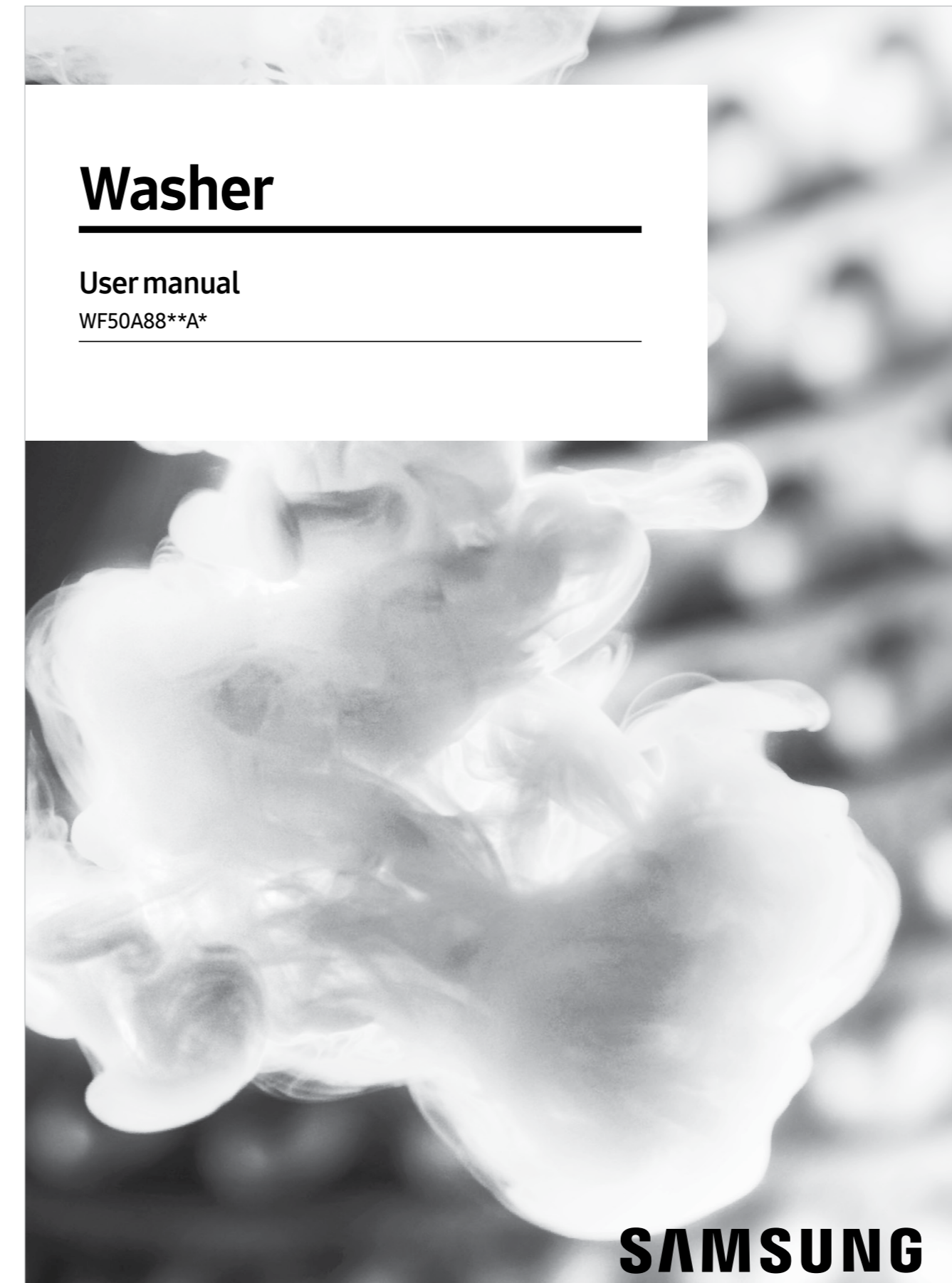
<https://dam.gettyimages.com/p/z0c3461/external?q=WF50A8800AV%20Energy%20Guide>



Energy Guide

Easy Ads link

<https://dam.gettyimages.com/p/z0c3461/external?q=WF50A8800%20User%20Manual>



User Manual

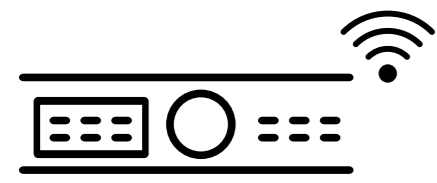
Feature Icons

**WF50A8800AV – 5.0 cu. ft. Extra-Large Capacity
Smart Dial Front Load Washer with AI OptiWash™**

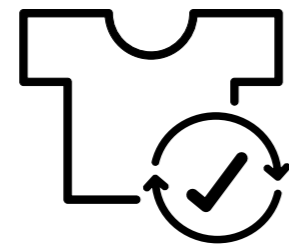
Feature Icons

Easy Ads link


<https://dam.gettyimages.com/p/z0c3461/external?q=WF50A8800AV%20Icons>



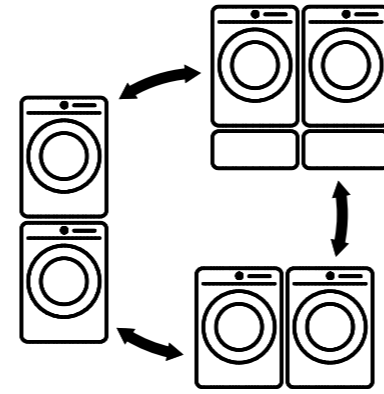
AI Powered Smart Dial



AI OptiWash™



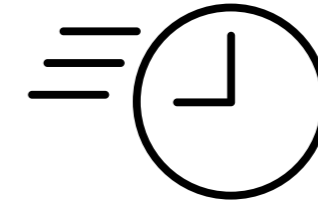
MultiControl™



Flexible Installation



Auto Dispense System



Super Speed Wash



20-Year Motor Warranty*

*20-year warranty limited to the Digital Inverter Motor of washers assembled in the USA purchased on 7/1/2022 or later. Purchase receipt indicating purchase date required for a claim. Additional restrictions and limitations apply, see warranty for details.

Product Overview

**DVE50A8800V - 7.5 cu. ft. Smart Dial Electric Dryer
with Super Speed Dry**

**DVG50A8800V - 7.5 cu. ft. Smart Dial Gas Dryer
with Super Speed Dry**

Product Overview

Product Titles

DVE50A8800V - 7.5 cu. ft. Smart Dial Electric Dryer with Super Speed Dry

DVG50A8800V - 7.5 cu. ft. Smart Dial Gas Dryer with Super Speed Dry

Product Short Description (217 Characters)

Samsung's new Smart Dial Dryer uses AI power to learn and recommend your favorite drying cycles, dries clothing in just 30 minutes with Super Speed Dry,* and eliminates 99.9% of germs and bacteria with Steam Sanitize+.**


Product Long Description (336 Characters)

Samsung's new Smart Dial Dryer uses AI power to learn and recommend your favorite drying cycles and displays them first for quick access in a simplified, easy-to-use control panel. You can also dry a full load of laundry in just 30 minutes with Super Speed Dry* and eliminate 99.9% of germs and bacteria on clothing with Steam Sanitize+.**

*Based on 8lb D.O.E. standard load (50% cotton, 50% poly).

**Based on internal testing and independently verified by Intertek. Individual results may vary.

Available Color



Brushed Black

Electric Dryer Model Number: DVE50A8800V

Electric Dryer UPC: 887276517735

Gas Dryer Model Number: DVG50A8800V

Gas Dryer UPC: 887276521565



Carousel Image Order

Electric Dryer

Easy Ads links

Retail.com: <https://dam.gettyimages.com/p/z0c3461/external?q=DVE50A8800V%20Carousel%20Images%20Rcom>
Samsung.com: <https://dam.gettyimages.com/p/z0c3461/external?q=DVE50A8800V%20Carousel%20Images%20Scom>
360 Spin: <https://dam.gettyimages.com/p/z0c3461/external?q=DVE50A8800V%20360%20Spins>



Carousel Image Order

Gas Dryer

Easy Ads links

Retail.com: <https://dam.gettyimages.com/p/z0c3461/external?q=DVG50A8800V%20Carousel%20Images%20Rcom>
Samsung.com: <https://dam.gettyimages.com/p/z0c3461/external?q=DVG50A8800V%20Carousel%20Images%20Scom>
360 Spin: <https://dam.gettyimages.com/p/z0c3461/external?q=DVG50A8800V%20360%20Spins>






Product Messaging



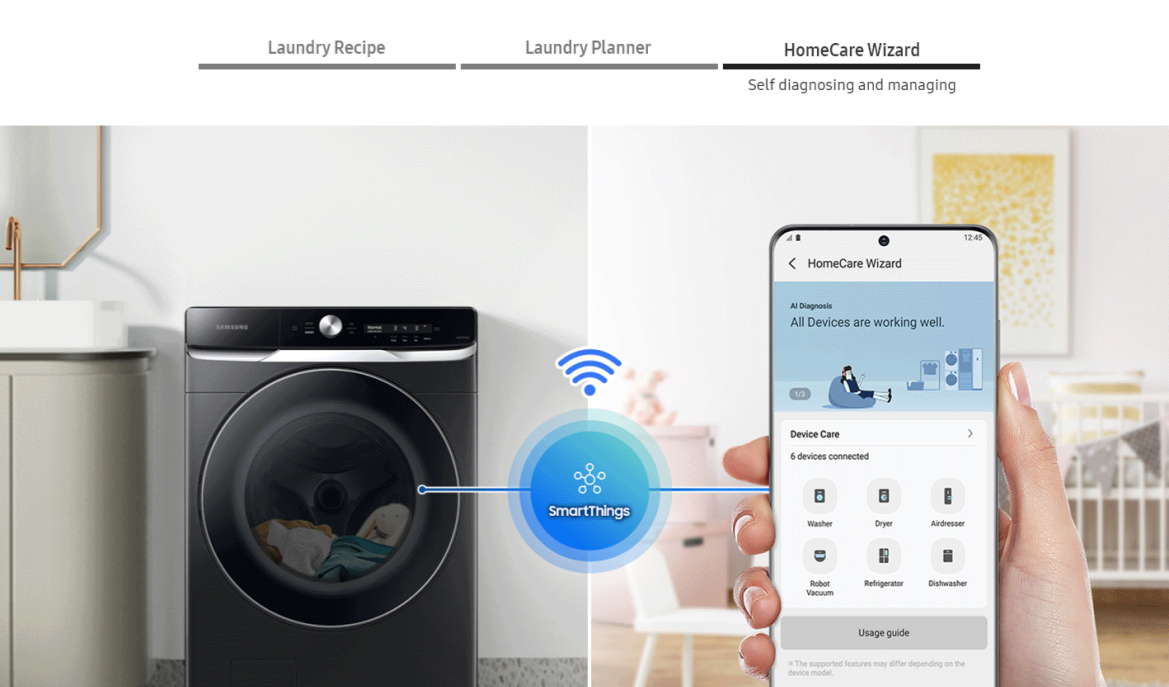
**DVE50A8800V - 7.5 cu. ft. Smart Dial Electric Dryer
with Super Speed Dry**

**DVG50A8800V - 7.5 cu. ft. Smart Dial Gas Dryer
with Super Speed Dry**




Features and Benefits – DVE(G)50A8800V

Headline	Feature Name	Long Body Copy	Short Body Copy	Associated Image
<p>Laundry just got smarter</p>	<p>AI Powered Smart Dial</p>	<p>Samsung’s simple to use, AI Powered Smart Dial learns and recommends your favorite drying cycles and allows you to customize your cycle list, change the displayed language, and operate the dryer right from the washer when the units are stacked.*</p> <p><small>*Operating dryer from washer requires DV-MCK/A1 (sold separately) and stacking kit (sold separately).</small></p>	<p>Samsung’s AI Powered Smart Dial learns and recommends your favorite drying cycles and allows you to operate the dryer right from the washer when the units are stacked.*</p> <p><small>*Operating dryer from washer requires DV-MCK/A1 (sold separately) and stacking kit (sold separately).</small></p>	
<p>Controls within reach</p>	<p>MultiControl™</p>	<p>Eliminate the long reach and operate your dryer right from your washer when the units are stacked.*</p> <p><small>*Use of this feature requires a stacked washer and dryer (stacking kit sold separately) and DV-MCK/A1, which is sold separately.</small></p>	<p>Operate your dryer right from your washer when stacking.*</p> <p><small>*Use of this feature requires a stacked washer and dryer (stacking kit sold separately) and DV-MCK/A1, which is sold separately.</small></p>	
<p>Fits any space</p>	<p>Flexible Installation</p>	<p>Install your washer and dryer stacked or side by side to fit any space.</p>	<p>Your choice, stacked or side by side.</p>	




Features and Benefits – DVE(G)50A8800V (Continued)

Headline	Feature Name	Long Body Copy	Short Body Copy	Associated Image
<p>Dry a full load in 30 minutes</p>	<p>Super Speed Dry</p>	<p>Optimally dry a full load of laundry in just 30 minutes,* and with an added Super Speed Washer, achieve a complete wash and dry in under an hour.*</p> <p><small>*Based on 8lb D.O.E. standard load (50% cotton, 50% poly).</small></p>	<p>Dry in just 30 minutes and achieve a complete wash and dry in under an hour with an added Super Speed Washer.*</p> <p><small>*Based on 8lb D.O.E. standard load (50% cotton, 50% poly).</small></p>	
<p>Freshen up clothes</p>	<p>Steam Sanitize+</p>	<p>The Steam Sanitize+ cycle removes 99.9% of germs and bacteria, over 95% of pollen, and kills 100% of dust mites.* Multi-Steam Technology steams away wrinkles, odors, and static.</p> <p><small>*Based on internal testing and independently verified by Intertek. Individual results may vary.</small></p>	<p>Steam away 99.9% of germs and bacteria,* while also reducing wrinkles and odors.</p> <p><small>*Based on internal testing and independently verified by Intertek. Individual results may vary.</small></p>	
<p>Control in the palm of your hand</p>	<p>Wi-Fi Connectivity</p>	<p>Wi-Fi connected so you can receive end of cycle alerts, remotely start or stop your drying, schedule cycles on your time, and more, right from your smartphone with the SmartThings App.*</p> <p><small>*Requires wireless network, Samsung account and SmartThings App. The Samsung SmartThings App supports Android OS 4.0 (ICS) or later which is optimized for Samsung smartphones (Galaxy S and Galaxy Note series). This app also supports iOS 7 or later for iPhone models. SmartThings App available in App Store and Play Store. Only monitoring enabled on Gas Dryers for safety reasons.</small></p>	<p>Receive end of cycle alerts, remotely start, schedule, and more, from your smartphone with the SmartThings App.*</p> <p><small>*Requires wireless network, Samsung account and SmartThings App. The Samsung SmartThings App supports Android OS 4.0 (ICS) or later which is optimized for Samsung smartphones (Galaxy S and Galaxy Note series). This app also supports iOS 7 or later for iPhone models. SmartThings App available in App Store and Play Store. Only monitoring enabled on Gas Dryers for safety reasons.</small></p>	




Features and Benefits – DVE(G)50A8800V (Continued)



Headline	Feature Name	Long Body Copy	Short Body Copy	Associated Image
N/A	ENERGY STAR® Certified	<p>ENERGY STAR® Certified,* so you can save money by using less energy without sacrificing performance or functionality.</p> <p>*Visit www.energystar.gov for more information on ENERGY STAR® guidelines.</p>	<p>Eco-friendly and energy-efficient.</p> <p>*Visit www.energystar.gov for more information on ENERGY STAR® guidelines.</p>	
A cleaner, protected dryer	CleanGuard™	<p>Treated with antimicrobial technology to deliver long-lasting protection of high-touch areas.*</p> <p>*Antimicrobial treatment does not protect users or other items against bacteria, viruses, germs, or other disease organisms.</p>	<p>Have peace of mind with antimicrobial technology that protects high-touch areas of your dryer.*</p> <p>*Antimicrobial treatment does not protect users or other items against bacteria, viruses, germs, or other disease organisms.</p>	
Worry-free drying	Sensor Dry	<p>Automatically optimizes the time and temperature of your drying cycle to protect your clothes from heat damage, while avoiding excess energy use.</p>	<p>Helps prevent overdrying for optimal fabric care.</p>	

Features and Benefits – DVE(G)50A8800V (Continued)

Headline	Feature Name	Long Body Copy	Short Body Copy	Associated Image
Cleaner, safer vents	Vent Sensor	Vent Sensor continually monitors the condition of your dryer's air duct to ensure it is operating safely and efficiently. It automatically notifies you when it is time for a cleaning and prompts you to check for obstructions so you can always maintain optimum drying performance.	Continuously monitors the condition of the air duct to ensure it's operating safely and efficiently.	
Fit more for fewer loads	Large 7.5 cu. ft. Capacity	Fewer loads, less time in the laundry room, and more time doing the things you love.	Fewer loads, less time in the laundry room.	
N/A	Interior Drum Light	Put an end to stray socks or smaller laundry items that are hard to spot! An internal drum light brightly illuminates your laundry and the rest of the interior so you can quickly and safely check your dryer's contents.	Put an end to stray socks or small items that are hard to spot.	

Features and Benefits – DVE(G)50A8800V (Continued)

Headline	Feature Name	Long Body Copy	Short Body Copy	Associated Image
<p>Flexible opening</p>	<p>Reversible Dryer Door</p>	<p>Choose the direction your dryer door opens to better suit your laundry room layout.</p>	<p>Choose the direction your dryer door opens.</p>	
<p>Stop the fluff</p>	<p>Lint Filter Indicator</p>	<p>Stop worrying about lint or fluff building up and blocking your dryer’s air intake. The Filter Check Indicator light on the control panel will provide you with a helpful reminder when it is time to clean the filter, so your dryer maintains optimal performance.</p>	<p>The Filter Check Indicator light lets you know when it is time to clean the filter.</p>	
<p>Easier use, for everyone</p>	<p>ADA Compliant</p>	<p>With use of a Samsung Riser,* your washer or dryer is compliant with the Americans with Disabilities Act (ADA), making loading and unloading much easier.</p> <p><small>*ADA Compliant when using 27" wide riser. (Riser model codes: WE272NV, WE272NW, WE272NC)</small></p>	<p>Designed for easy use for everyone.*</p> <p><small>*ADA Compliant when using 27" wide riser. (Riser model codes: WE272NV, WE272NW, WE272NC)</small></p>	

Features and Benefits – DVE(G)50A8800V (Continued)				
Headline	Feature Name	Long Body Copy	Short Body Copy	Associated Image
Materials that last	Stainless Steel Drum	Keep the shine on your dryer with a stainless steel surface that prevents nicks and scratches from damaging the interior.	More durable and prevents scratches or nicks from metal zippers.	
Perfect pair	Matching Accessories	Round out your laundry set up with a matching washer, pedestal, riser and more.	N/A	

Product Specs

**DVE50A8800V - 7.5 cu. ft. Smart Dial Electric Dryer
with Super Speed Dry**

**DVG50A8800V - 7.5 cu. ft. Smart Dial Gas Dryer
with Super Speed Dry**

Related Products and Accessories

Washer Series	Pedestal	Riser	MultiControl™	Stacking Kit	Gas to Propane Converter Kit	Side Vent Kit
WF50A8800AV	WE402NV	WE272NV	DV-MCK	SKK-8K	LPKIT-4	DV-2A

Spec Sheet

Easy Ads link

<https://dam.gettyimages.com/p/z0c3461/external?q=DVE50A8800V%20Spec%20Sheet>

DVE50A8800V

Samsung 7.5 cu. ft. Smart Dial Electric Dryer with Super Speed Dry



SAMSUNG

Features

- AI Powered Smart Dial
- MultiControl™
- Flexible Installation
- Super Speed Dry
- Steam Sanitize+
- Wi-Fi Connectivity¹
- ENERGY STAR® Certified
- CleanGuard™
- Sensor Dry
- Vent Sensor
- Large 7.5 cu. ft. Capacity
- Interior Drum Light
- Reversible Door
- Lint Filter Indicator
- ADA Compliant²
- Stainless Steel Drum
- 19 Preset Drying Cycles
- 14 Options
- 5 Temperature Settings
- 9 Timed Dry Settings
- 4-Way Venting

Convenience

- Child Lock
- Filter Check Indicator

Rating

ENERGY STAR® Rated:
608 kWh/yr

Electrical Requirements

120V / 240V / 60 Hz
30 Amps

¹Requires wireless network, Samsung account and SmartThings App. The Samsung SmartThings App supports Android OS 4.0 (ICS) or later which is optimized for Samsung smartphones (Galaxy S and Galaxy Note series). This app also supports iOS 7 or later for iPhone models. SmartThings App available in App Store and Play Store. Only monitoring enabled on Gas Dryers for safety reasons.

²ADA Compliant when using 27" wide riser. (Riser model codes: WE272NV, WE272NW, WE272NC)

19 Preset Drying Cycles:
Refresh, Wrinkle Away, Steam Sanitize, Super Speed, Eco Normal, Normal, Heavy Duty, Towels, Permanent Press, Activewear, Bedding, Delicates, Wool, Shirts, Denim, Time Dry, Air Fluff, Quick Dry, Rack Dry

14 Options:
Mixed Load Bell, Wrinkle Prevent, AntiStatic, My Cycle, Smart Control, Eco Dry, Drum Light, Child Lock, Alarm, AI Pattern, Wi-Fi, Language, Vent Blockage Test, Factory Reset

5 Temperature Settings:
High, Medium, Medium Low, Low, Extra Low

5 Dry Levels:
Very Dry, More Dry, Normal Dry, Less Dry, Damp Dry

Warranty
One (1) Year Parts and Labor

Product Dimensions & Weight (WxHxD)
Dimensions: 27" x 38 1/2" x 31 1/8"
Weight: 123 lbs

Shipping Dimensions & Weight (WxHxD)
Dimensions: 29 7/8" x 42 1/8" x 34 1/16"
Weight: 130 lbs

Available Color

Brushed Black

Electric Dryer	Model #	UPC Code
Brushed Black	DVE50A8800V	887276517735
Gas Dryer	Model #	UPC Code
Brushed Black	DVG50A8800V	887276521565

Matching Washer	Model #	UPC Code
Brushed Black	WF50A8800AV	887276519012

Optional Accessories

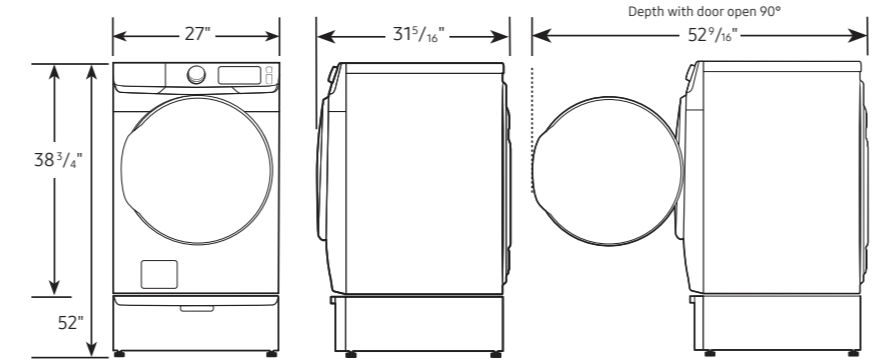
Pedestal	WE402NV	887276310145
Riser	WE272NV	887276197630
MultiControl™ Kit and Stacking Kit	SKK-8MC	887276597959
MultiControl™	DV-MCK	887276528953
Stacking Kit	SKK-8K	887276344034
Vent Kit	DV-2A	887276146416

DVE50A8800V

Samsung 7.5 cu. ft. Smart Dial Electric Dryer with Super Speed Dry

SAMSUNG

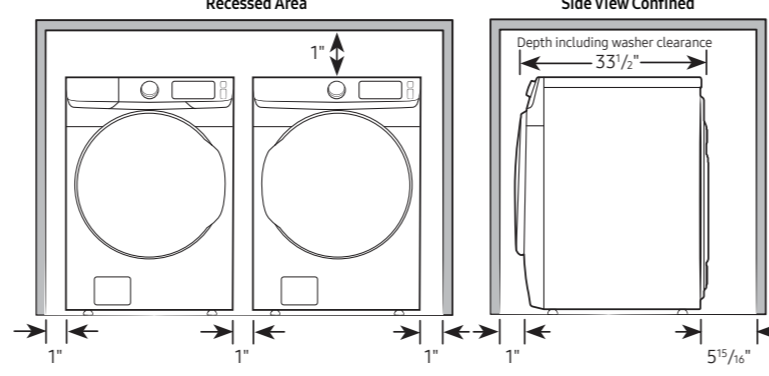
Dimensions
Required dimensions for installation with pedestal:



27" (width), 31 1/8" (depth), 52 1/8" (depth with door open 90°), 38 1/2" (height), 52" (height to top of door).

Installation Specifications – Side-by-Side or Stand-Alone
If the washer and dryer are installed together or the dryer alone, the closet front must have two unobstructed air openings for a combined minimum total area of 72-inch². Your washer alone does not require a specific air opening.

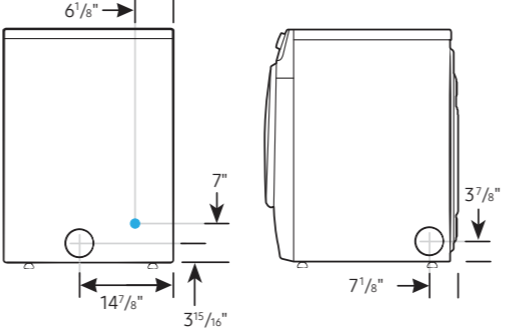
Alcove or closet installation
Minimum clearance for closet and alcove installations:



Recessed Area: 1" clearance above, 3 3/4" depth including washer clearance.

Side View Confined: 3 3/4" depth including washer clearance, 5 1/8" width.

Connection Dimensions
Back and side view of dryer



6 1/8" (width), 7" (height), 14 7/8" (width), 3 5/16" (height), 7 1/8" (width), 3 7/8" (height).

LEGEND:
● Cold Water Connection

Actual color may vary. Design specifications, and color availability are subject to change without notice. Non-metric weights and measurements are approximate.

©2021 Samsung Electronics America, Inc. 85 Challenger Road, Ridgefield Park, NJ 07660. Tel: 800-SAMSUNG, samsung.com. Samsung is a registered trademark of Samsung Electronics Co., Ltd.

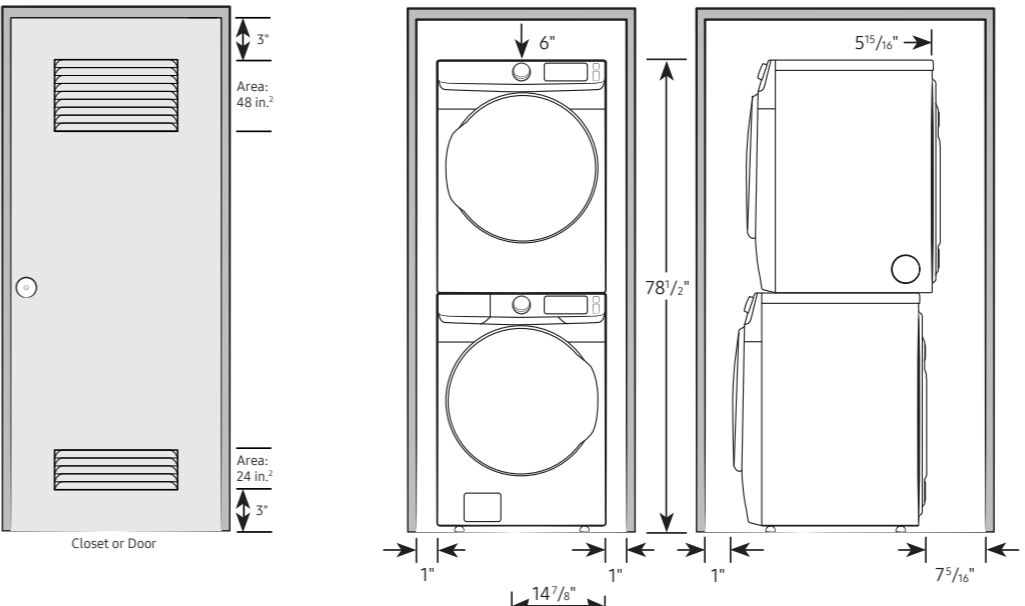
Electric Dryer Spec Sheet - page 2

DVE50A8800V

Samsung 7.5 cu. ft. Smart Dial Electric Dryer with Super Speed Dry

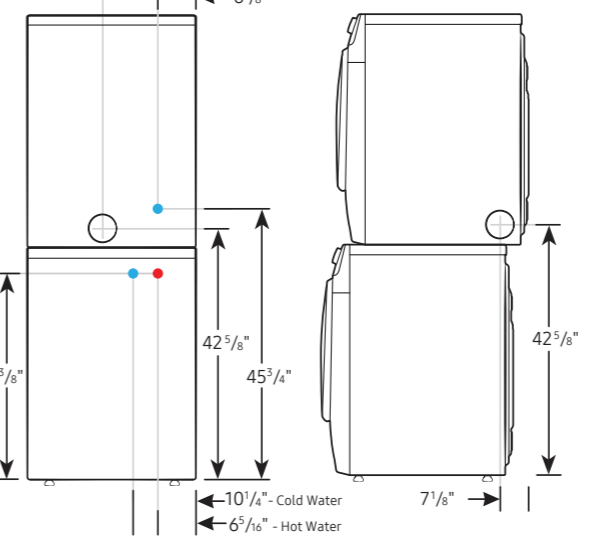
SAMSUNG

Installation Specifications – Stacked Pair
Clearances indicated are for stacked pairs. The closet front must have two unobstructed air openings for a combined minimum total area of 72-inch².



Area: 48 in.² (top), Area: 24 in.² (bottom). Dimensions: 6" (top clearance), 5 1/8" (width), 78 1/2" (height), 1" (side clearance), 7 1/8" (width), 14 7/8" (width), 6 1/8" (width), 33 3/8" (height), 42 3/8" (height), 45 1/8" (height), 10 1/4" (width), 6 7/8" (width), 7 1/8" (width).

Connection Dimensions
Back and side views of stacked pair



LEGEND:
● Cold Water Connection
● Hot Water Connection

Actual color may vary. Design specifications, and color availability are subject to change without notice. Non-metric weights and measurements are approximate.

©2021 Samsung Electronics America, Inc. 85 Challenger Road, Ridgefield Park, NJ 07660. Tel: 800-SAMSUNG, samsung.com. Samsung is a registered trademark of Samsung Electronics Co., Ltd.

Electric Dryer Spec Sheet - page 3

Spec Sheet

Easy Ads link

<https://dam.gettyimages.com/p/z0c3461/external?q=DVG50A8800V%20Spec%20Sheet>

DVG50A8800V

Samsung 7.5 cu. ft. Smart Dial Gas Dryer with Super Speed Dry



19 Preset Drying Cycles:
Refresh, Wrinkle Away, Steam Sanitize, Super Speed, Eco Normal, Normal, Heavy Duty, Towels, Permanent Press, Activewear, Bedding, Delicates, Wool, Shirts, Denim, Time Dry, Air Fluff, Quick Dry, Rack Dry

14 Options:
Mixed Load Bell, Wrinkle Prevent, AntiStatic, My Cycle, Smart Control, Eco Dry, Drum Light, Child Lock, Alarm, AI Pattern, Wi-Fi, Language, Vent Blockage Test, Factory Reset

5 Temperature Settings:
High, Medium, Medium Low, Low, Extra Low

5 Dry Levels:
Very Dry, More Dry, Normal Dry, Less Dry, Damp Dry

Warranty
One (1) Year Parts and Labor

Product Dimensions & Weight (WxHxD)
Dimensions: 27" x 38 1/4" x 31 1/8"
Weight: 123 lbs

Shipping Dimensions & Weight (WxHxD)
Dimensions: 29 1/8" x 42 1/8" x 34 1/8"
Weight: 130 lbs

SAMSUNG

Features

- AI Powered Smart Dial
- MultiControl™
- Flexible Installation
- Super Speed Dry
- Steam Sanitize+
- Wi-Fi Connectivity¹
- ENERGY STAR® Certified
- CleanGuard™
- Sensor Dry
- Vent Sensor
- Large 7.5 cu. ft. Capacity
- Interior Drum Light
- Reversible Door
- Lint Filter Indicator
- ADA Compliant²
- Stainless Steel Drum
- 19 Preset Drying Cycles
- 14 Options
- 5 Temperature Settings
- 9 Timed Dry Settings
- 3-Way Venting

Convenience

- Child Lock
- Filter Check Indicator

Electrical Requirements
120 V / 60 Hz
15 Amps

¹Requires wireless network. Samsung account and SmartThings App. The Samsung SmartThings App supports Android OS 4.0 (ICS) or later which is optimized for Samsung smartphones (Galaxy S and Galaxy Note series). This app also supports iOS 7 or later for iPhone models. SmartThings App available in App Store and Play Store. Only monitoring enabled on Gas Dryers for safety reasons.
²ADA Compliant when using 27" wide riser. (Riser model codes: WE272NV, WE272NW, WE272NC)

Available Color

Brushed Black

Gas Dryer	Model #	UPC Code
Brushed Black	DVG50A8800V	887276521565
Electric Dryer	Model #	UPC Code
Brushed Black	DVE50A8800V	887276517735

Matching Washer	Model #	UPC Code
Brushed Black	WF50A8800AV	887276519012

Optional Accessories

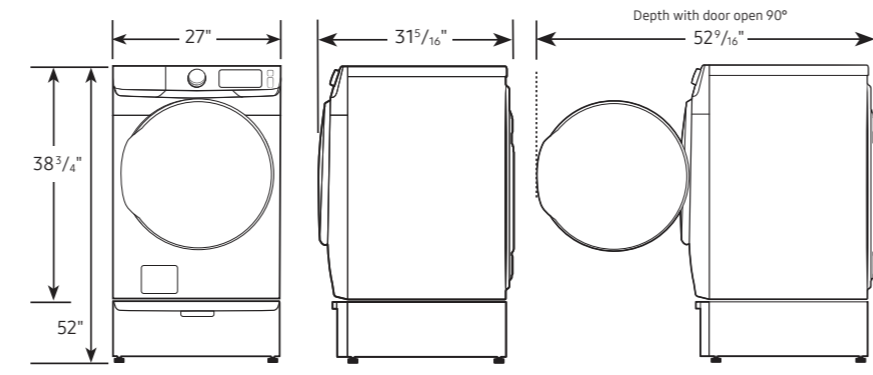
Pedestal	WE402NV	887276310145
Riser	WE272NV	887276197630
MultiControl™ Kit and Stacking Kit	SKK-8MC	887276597959
MultiControl™	DV-MCK	887276528953
Stacking Kit	SKK-8K	887276344034
Vent Kit	DV-2A	887276146416
Gas to Propane Converter Kit	LPKIT-4	887276352787

Gas Dryer Spec Sheet - page 1

DVG50A8800V

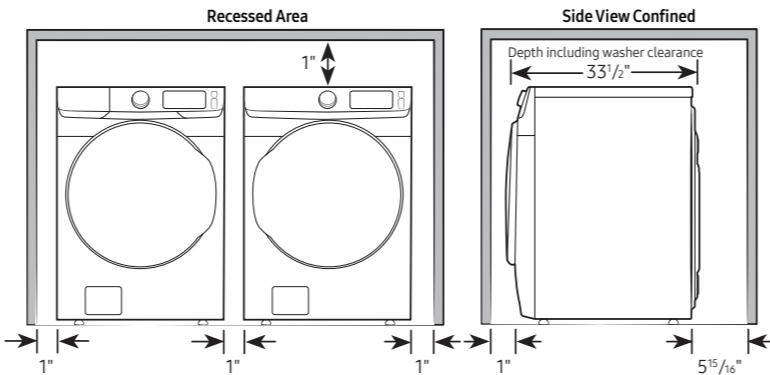
Samsung 7.5 cu. ft. Smart Dial Gas Dryer with Super Speed Dry

Dimensions
Required dimensions for installation with pedestal:

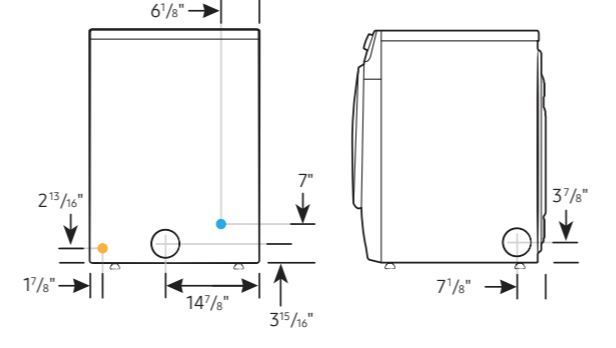


Installation Specifications – Side-by-Side or Stand-Alone
If the washer and dryer are installed together or the dryer alone, the closet front must have two unobstructed air openings for a combined minimum total area of 72-inch². Your washer alone does not require a specific air opening.

Alcove or closet installation
Minimum clearance for closet and alcove installations:



Connection Dimensions
Back and side view of dryer



LEGEND:
● Cold Water Connection
● Hot Water Connection
● Gas Connection

Actual color may vary. Design specifications, and color availability are subject to change without notice. Non-metric weights and measurements are approximate.
©2021 Samsung Electronics America, Inc. 85 Challenger Road, Ridgefield Park, NJ 07660. Tel: 800-SAMSUNG, samsung.com. Samsung is a registered trademark of Samsung Electronics Co., Ltd.

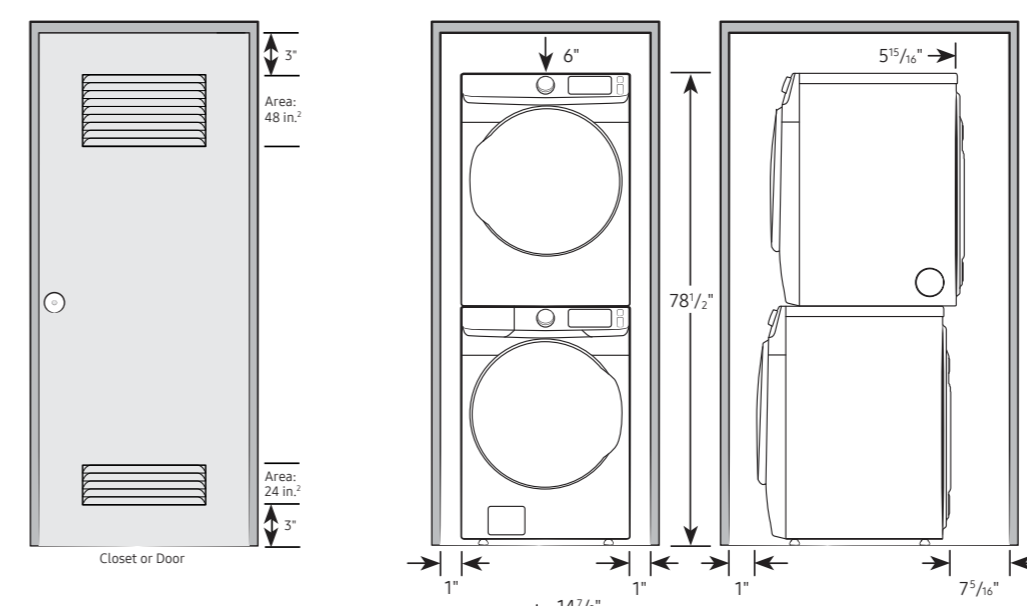
SAMSUNG

Gas Dryer Spec Sheet - page 2

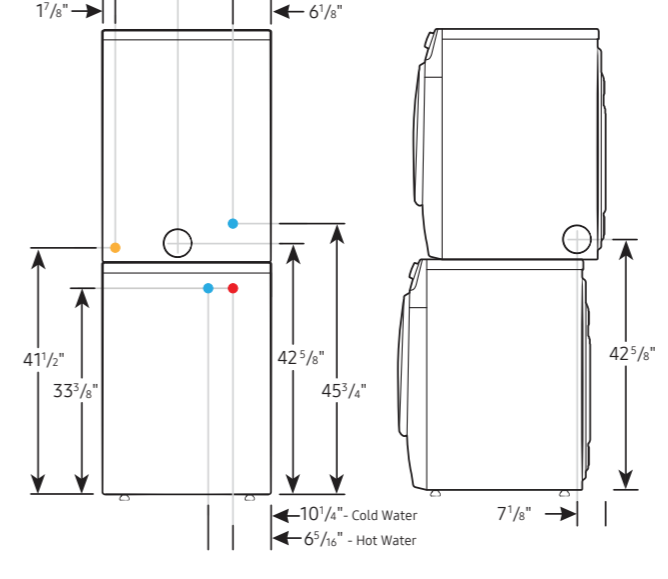
DVG50A8800V

Samsung 7.5 cu. ft. Smart Dial Gas Dryer with Super Speed Dry

Installation Specifications – Stacked Pair
Clearances indicated are for stacked pairs. The closet front must have two unobstructed air openings for a combined minimum total area of 72-inch².



Connection Dimensions
Back and side views of stacked pair



LEGEND:
● Cold Water Connection
● Hot Water Connection
● Gas Connection

Actual color may vary. Design specifications, and color availability are subject to change without notice. Non-metric weights and measurements are approximate.
©2021 Samsung Electronics America, Inc. 85 Challenger Road, Ridgefield Park, NJ 07660. Tel: 800-SAMSUNG, samsung.com. Samsung is a registered trademark of Samsung Electronics Co., Ltd.

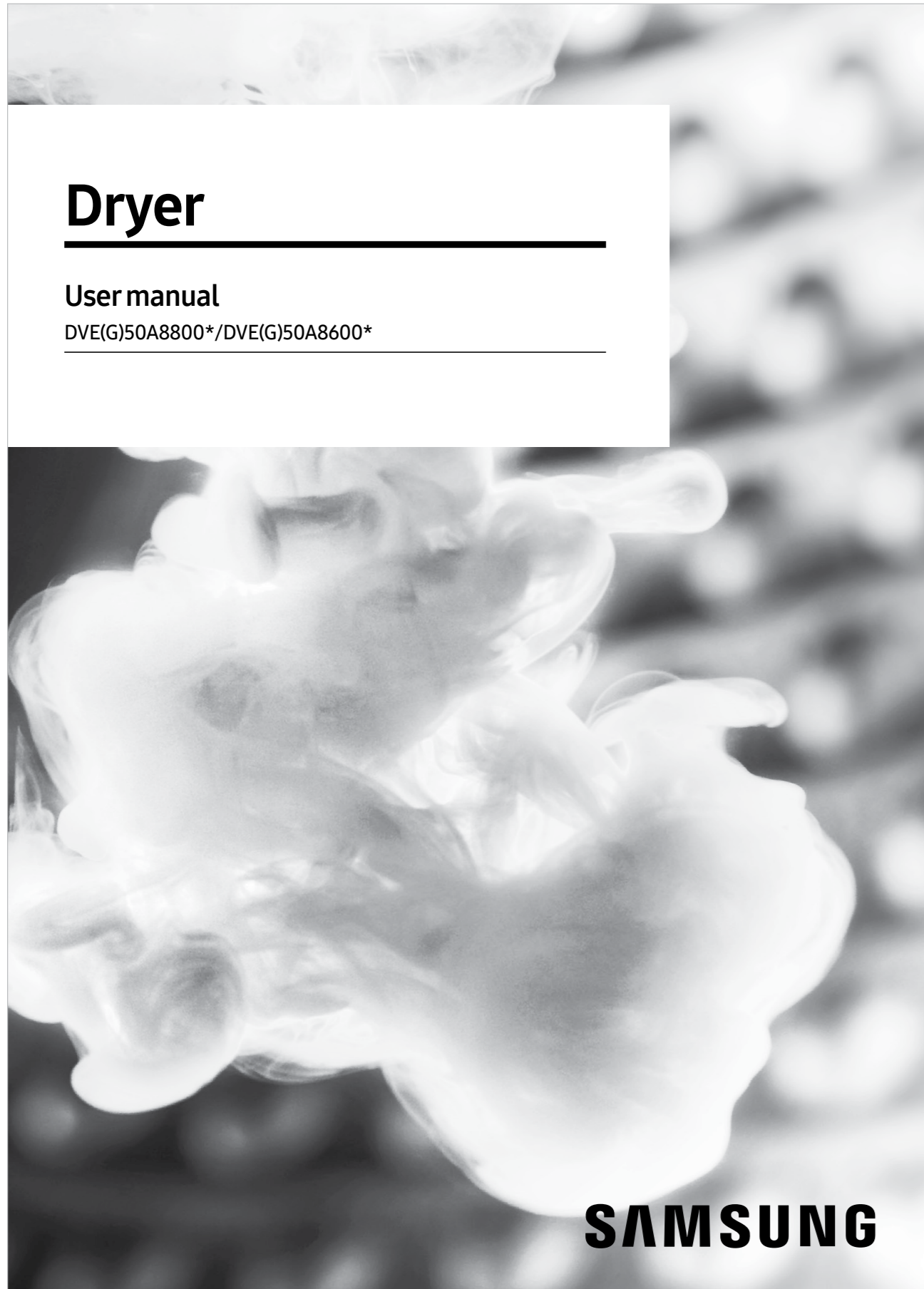
SAMSUNG

Gas Dryer Spec Sheet - page 3

User Manual

Easy Ads link

[https://dam.gettyimages.com/p/z0c3461/external?q=DVE\(G\)50A8800%20User%20manual](https://dam.gettyimages.com/p/z0c3461/external?q=DVE(G)50A8800%20User%20manual)



User Manual - Electric and Gas Dryers

Feature Icons

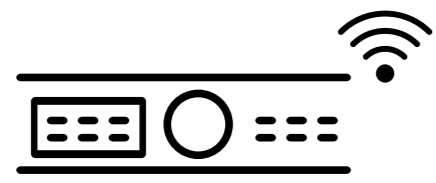
**DVE50A8800V - 7.5 cu. ft. Smart Dial Electric Dryer
with Super Speed Dry**

**DVG50A8800V - 7.5 cu. ft. Smart Dial Gas Dryer
with Super Speed Dry**

Feature Icons

Easy Ads link

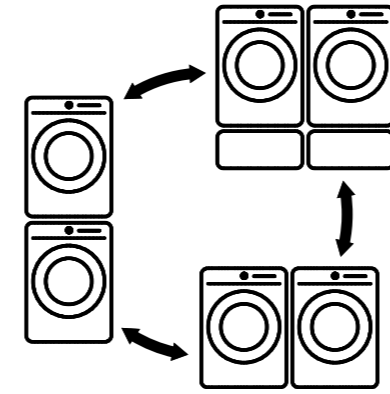
<https://dam.gettyimages.com/p/z0c3461/external?q=DVE50A8800V%20ICONS>



AI Powered Smart Dial



MultiControl™




Flexible Installation™



Super Speed Dry



Steam Sanitize+



Wi-Fi Connectivity

SAMSUNG