

SAMSUNG

Product Guide

9900 Series Laundry

Available in Brushed Black



Table of Contents

WV60A9900AV - Front Load Washer

Product Overview

Product Overview 4

Carousel Image Order 5

Product Messaging

Features and Benefits 7

Product Specs

Related Products 13

Spec Sheet 14

Energy Guides 15

User Manual and Warranty 16

Feature Icons 18

DVE60A9900V - Electric Dryer

DVG60A9900V - Gas Dryer

Product Overview

Product Overview 20

Carousel Image Order 21

Product Messaging

Features and Benefits 23

Product Specs

Related Products and Accessories 30

Spec Sheets 31

User Manual and Warranty 32

Feature Icons 34

Product Overview

WV60A9900AV

**6.0 cu. ft. Total Capacity Smart Dial Washer
with FlexWash™ and Super Speed Wash**

Product Overview

Product Title

6.0 cu. ft. Total Capacity Smart Dial Washer with FlexWash™ and Super Speed Wash

Product Short Description (273 Characters)

Samsung's new Smart Dial Washer with FlexWash™ lets you wash two separate loads at the same time or independently, uses AI power to learn and recommend your favorite wash cycles, and can wash a full load of laundry with full performance in 28 minutes* with Super Speed Wash.

Product Long Description (355 Characters)

Samsung's new Smart Dial Washer with FlexWash™ lets you wash two separate loads at the same time or independently with two washers in the same unit. It uses AI power to learn and recommend your favorite wash cycles, has a large 6.0 cu. ft. total capacity, and can wash a full load of laundry with full performance in just 28 minutes* with Super Speed Wash.

*Based on using Super Speed cycle with an 8lb load.

Available Color



Brushed Black

Model Number: WV60A9900AV

UPC: 887276557885



Carousel Image Order

Easy Ads links

Retail.com: <https://dam.gettyimages.com/p/z0c3461/external?o=AND&q=WV60A9900AV%20Carousel%20Images%20RCOM>
Samsung.com: <https://dam.gettyimages.com/p/z0c3461/external?o=AND&q=WV60A9900AV%20Carousel%20Images%20SCOM>
360 Spin: <https://dam.gettyimages.com/p/z0c3461/external?o=AND&q=WV60A9900AV%20360%20Spins>






Product Messaging

WV60A9900AV

**6.0 cu. ft. Total Capacity Smart Dial Washer
with FlexWash™ and Super Speed Wash**




Features and Benefits: WV60A9900AV

Easy Ads link: <https://dam.gettyimages.com/p/z0c3461/external?o=AND&q=WV60A9900AV%20Below%20The%20Fold>

Headline	Feature Name	Long Body Copy	Short Body Copy	Associated Image
<p>One machine. Two washers.</p>	<p>FlexWash™</p>	<p>With two individually controlled washers in one, you can wash separate loads at the same time or independently, and wash each load with different cycles, settings, and options to keep all your clothing and fabric types clean and in great condition.</p>	<p>With two individually controlled washers in one, you can wash separate loads at the same time or independently and with unique cycles and settings.</p>	
<p>Laundry just got smarter</p>	<p>AI Powered Smart Dial</p>	<p>Samsung's simple to use, AI Powered Smart Dial learns and recommends your favorite wash cycles, automatically sets the right dry cycle based on your wash cycle selection, and allows you to customize your cycle list and change the displayed language.</p>	<p>Samsung's AI Powered Smart Dial learns and recommends your favorite wash cycles and automatically sets the right dry cycle based on your wash cycle selection.</p>	
<p>Wash a full load in 28 minutes, wash and dry in under an hour</p>	<p>Super Speed Wash</p>	<p>Wash a full load of laundry with full performance in just 28 minutes* and, with an added Super Speed Dryer, achieve a complete wash and dry in under an hour.**</p> <p><small>*Based on using Super Speed cycle with an 8lb load. **Based on 8lb D.O.E. standard load. (50% cotton, 50% poly)</small></p>	<p>Powerful cleaning in just 28 minutes* and achieve a complete wash and dry in under an hour with an added Super Speed Dryer.**</p> <p><small>*Based on using Super Speed cycle with an 8lb load. **Based on 8lb D.O.E. standard load. (50% cotton, 50% poly)</small></p>	




Features and Benefits: WV60A9900AV (Continued)

Easy Ads link: <https://dam.gettyimages.com/p/z0c3461/external?o=AND&q=WV60A9900AV%20Below%20The%20Fold>

Headline	Feature Name	Long Body Copy	Short Body Copy	Associated Image
<p>Control in the palm of your hand</p>	<p>Wi-Fi Connectivity</p>	<p>Wi-Fi connected so you can receive end of cycle alerts, remotely start or stop your wash, schedule cycles on your time, and more, right from your smartphone with the SmartThings App.*</p> <p><small>*Requires wireless network, Samsung account and SmartThings App. The Samsung SmartThings App supports Android OS 4.0 (ICS) or later which is optimized for Samsung smartphones (Galaxy S and Galaxy Note series). This app also supports iOS 7 or later for iPhone models. SmartThings App available in App Store and Play Store.</small></p>	<p>Receive end of cycle alerts, remotely start, schedule, and more, from your smartphone with the SmartThings App.*</p> <p><small>*Requires wireless network, Samsung account and SmartThings App. The Samsung SmartThings App supports Android OS 4.0 (ICS) or later which is optimized for Samsung smartphones (Galaxy S and Galaxy Note series). This app also supports iOS 7 or later for iPhone models. SmartThings App available in App Store and Play Store.</small></p>	
<p>Fit more for fewer loads</p>	<p>Extra-Large 6.0 cu. ft. Total Capacity</p>	<p>Combining a large 5.0 cu. ft. capacity lower washer with a dedicated 1.0 cu. ft. capacity upper washer means fewer washes, less time in the laundry room, and more time for you.</p>	<p>Fewer loads, less time in the laundry room.</p>	
<p>Gently remove stains</p>	<p>Steam</p>	<p>The power of steam lets you gently remove stains without any time-consuming pretreatments. Steam is released from the drum so every item in the load is thoroughly saturated, ensuring a deep clean.</p>	<p>The power of steam lets you gently remove stains without any time-consuming pretreatments.</p>	




Features and Benefits: WV60A9900AV (Continued)

Easy Ads link: <https://dam.gettyimages.com/p/z0c3461/external?o=AND&q=WV60A9900AV%20Below%20The%20Fold>

Headline	Feature Name	Long Body Copy	Short Body Copy	Associated Image
<p>Confidently clean with the power of foam</p>	<p>PowerFoam™</p>	<p>Our unique PowerFoam™ technology mixes your HE Detergent with an innovative combination of water and air to create a deep-cleaning foam that penetrates into the heart of fabrics for an ultimate clean.</p>	<p>Our unique PowerFoam™ technology mixes your HE Detergent with water and air to create a deep-cleaning foam that penetrates into fabrics for an ultimate clean.</p>	
<p>N/A</p>	<p>ENERGY STAR® Most Efficient</p>	<p>Our washers are recognized by the EPA in delivering cutting-edge energy efficiency along with the latest in technological innovation.* *Visit www.energystar.gov for more information on ENERGY STAR® guidelines.</p>	<p>Recognition for delivering cutting-edge energy efficiency and innovation.* *Visit www.energystar.gov for more information on ENERGY STAR® guidelines.</p>	
<p>Quiet washing anytime, any place</p>	<p>Vibration Reduction Technology+</p>	<p>Do your laundry without disturbing anyone at any time and in any place. Innovative Vibration Reduction Technology+ reduces noise and vibration for quiet washing.</p>	<p>Reduces noise and vibration for quiet washing.</p>	



Features and Benefits: WV60A9900AV (Continued)

Easy Ads link: <https://dam.gettyimages.com/p/z0c3461/external?o=AND&q=WV60A9900AV%20Below%20The%20Fold>

Headline	Feature Name	Long Body Copy	Short Body Copy	Associated Image
N/A	Swirl Drum Interior	Improved drum pattern extracts more water more quickly during the rinsing cycle and prevents fabrics from snagging during washing.	Improved drum pattern extracts more water more quickly.	
Keep your washer fresh and clean	Self Clean+	Keep your washer tub fresh and clean. Self Clean+ will notify you every 40 wash cycles when it is time for a cleaning.	Keep your washer tub fresh and clean.	
N/A	Interior Drum Light	Put an end to stray socks or smaller laundry items that are hard to spot. An interior drum light brightly illuminates your laundry and the rest of the interior so you can quickly and safely check your washer's contents.	Put an end to stray socks or smaller laundry items that are hard to spot.	

Features and Benefits: WV60A9900AV (Continued)

Easy Ads link: <https://dam.gettyimages.com/p/z0c3461/external?o=AND&q=WV60A9900AV%20Below%20The%20Fold>

Headline	Feature Name	Long Body Copy	Short Body Copy	Associated Image
N/A	Perfect Pair	Samsung washers and dryers team up to make light work of laundry day, while looking great in your laundry room.	N/A	
N/A	Matching Accessories	Round out your laundry setup with a matching dryer, riser, and more.	N/A	

Product Specs

WV60A9900AV

**6.0 cu. ft. Total Capacity Smart Dial Washer
with FlexWash™ and Super Speed Wash**

Related Products and Accessories

Dryer Series	Riser
DVE60A9900V DVG60A9900V	WE272NV

Spec Sheet

Easy Ads link

<https://dam.gettyimages.com/p/z0c3461/external?o=AND&q=WV60A9900AV%20Spec%20Sheet>

WV60A9900AV
Samsung 6.0 cu. ft. Total Capacity Smart Dial Washer with FlexWash™ and Super Speed Wash



Available Color
Brushed Black
WV60A9900AV

Washer	Model #	UPC Code
Brushed Black	WV60A9900AV	887276557885

Matching Electric Dryer	Model #	UPC Code
Brushed Black	DVE60A9900V	887276551616

Matching Gas Dryer	Model #	UPC Code
Brushed Black	DVG60A9900V	887276551623

Optional Accessories
Brushed Black Riser WE27ZNV 887276197630

Lower Wash Features

- FlexWash™
- AI Powered Smart Dial
- Super Speed Wash
- Wi-Fi Connectivity¹
- Extra-Large 5.0 cu. ft. Capacity
- Steam
- PowerFoam™
- ENERGY STAR® Most Efficient
- Vibration Reduction Technology⁺
- Swirl Drum Interior
- Self Clean+
- Interior Drum Light
- Direct Drive Motor
- 1300 RPM Maximum Spin Speed
- Internal Water Heater
- 24 Total Washing Cycles
- 13 Options

Specifications

24 Total Washing Cycles:
Normal, Eco Cold, Heavy Duty, Permanent Press, Towels, Bedding, Activewear, Delicates, Wool, Rinse + Spin, Super Speed, Small Load, Steam Whites, Steam Sanitize, Steam Normal, Colors, Power Rinse, Power Steam, Steam Allergen, Steam Bulky, Outdoor, Denim, Self Clean+, Spin Only

13 Washing Options:
Super Speed, Delay End, My Cycles, Presoak, Extra Rinse, Child Lock, Drum Light, AI Pattern, Alarm, Calibration, Wi-Fi, Language, Factory Reset

5 Temperature Settings:
Normal, Eco Cold, Heavy Duty, Permanent Press, Towels, Bedding, Activewear, Delicates, Wool, Rinse + Spin, Super Speed, Small Load, Steam Whites, Steam Sanitize, Steam Normal, Colors, Power Rinse, Power Steam, Steam Allergen, Steam Bulky, Outdoor, Denim, Self Clean+, Spin Only

7 Spin Settings:
Extra High, High, Medium, Low, Extra Low, Drain & No Spin, Rinse Hold & No Spin

5 Soil Settings:
Extra Heavy, Heavy, Normal, Light, Extra Light

Convenience

- Child Lock
- Dispenser Trays: Main Wash, Softener, Bleach

Ratings



CEE Tier 2
IMEF = 2.92
IWF = 2.9
110 kWh/yr

SAMSUNG

Upper Wash Features

- AI Powered Smart Dial
- Vibration Reduction Technology
- Wi-Fi Connectivity¹
- Self Clean
- 800 RPM Maximum Spin Speed
- Stainless Steel Interior
- Direct Drive Motor
- 6 Total Washing Cycles
- 10 Options

Specifications

6 Total Washing Cycles:
Normal, Activewear, Delicates, Rinse + Spin, Spin Only, Self Clean

10 Washing Options:
Water Temp (Tap Cold, Cold, Warm), Extra Rinse, Child Lock, My Cycles, AI Pattern, Alarm, Calibration, Wi-Fi, Language, Factory Reset

3 Temperature Settings:
Warm, Cold, Tap Cold

4 Spin Settings:
Low, Extra Low, Drain & No Spin, Rinse Hold & No Spin

2 Soil Settings:
Light, Extra Light

Ratings

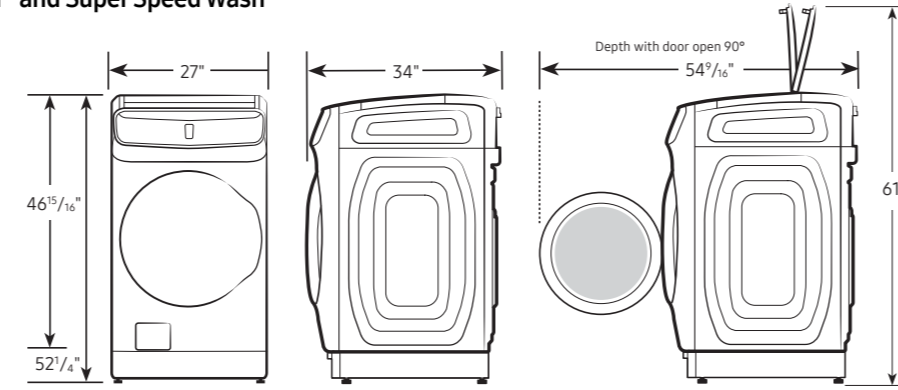
IMEF = 1.15
IWF = 12.0
60 kWh/yr

¹Requires wireless network, Samsung account and Samsung SmartThings App. The Samsung SmartThings App supports Android OS 4.0 (ICS) or later which is optimized for Samsung smartphones (Galaxy S and Galaxy Note series). This app also supports iOS 7 or later for iPhone models. Samsung SmartThings App available in App Store and Play Store.

Washer Spec Sheet - page 1

WV60A9900AV
Samsung 6.0 cu. ft. Total Capacity Smart Dial Washer with FlexWash™ and Super Speed Wash

Dimensions
Required dimensions for installation with riser:



Electrical Requirements
120 V / 60 Hz
15 Amps

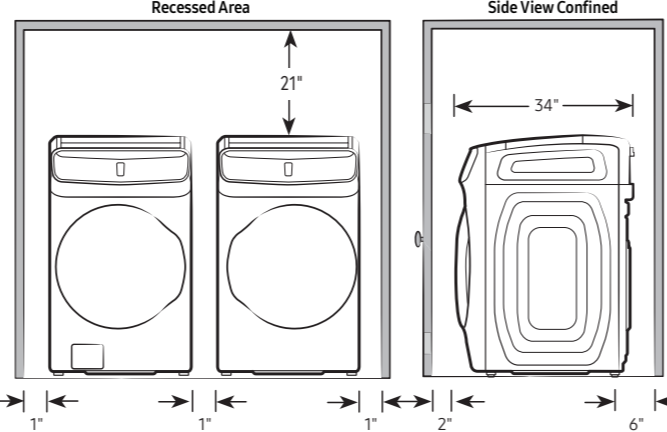
Warranty
One (1) Year Parts and Labor
Three (3) Years Stainless Steel Drum (Part Only)
Ten (10) Years DD Motor (Part Only)

Product Dimensions & Weight (WxHxD)
Dimensions: 27" x 46 5/16" x 34"
Weight: 303.6 lbs

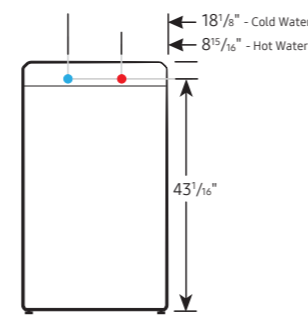
Shipping Dimensions & Weight (WxHxD)
Dimensions: 29 1/8" x 51 1/8" x 36 1/8"
Weight: 314.6 lbs

Installation Specifications – Side-by-Side
If the washer and dryer are installed together or the dryer alone, the closet front must have two unobstructed air openings for a combined minimum total area of 72-inch². Your washer alone does not require a specific air opening.

Alcove or closet installation
Minimum clearance for closet and alcove installations:



Connection Dimensions
Back view of washer



LEGEND:
● Cold Water Connection
● Hot Water Connection

Actual color may vary. Design, specifications, and color availability are subject to change without notice. Non-metric weights and measurements are approximate.
©2021 Samsung Electronics America, Inc. 85 Challenger Road, Ridgefield Park, NJ 07660
Tel: 800-SAMSUNG, samsung.com, Samsung is a registered trademark of Samsung Electronics Co., Ltd.

SAMSUNG

Washer Spec Sheet - page 2

Energy Guides

Easy Ads link

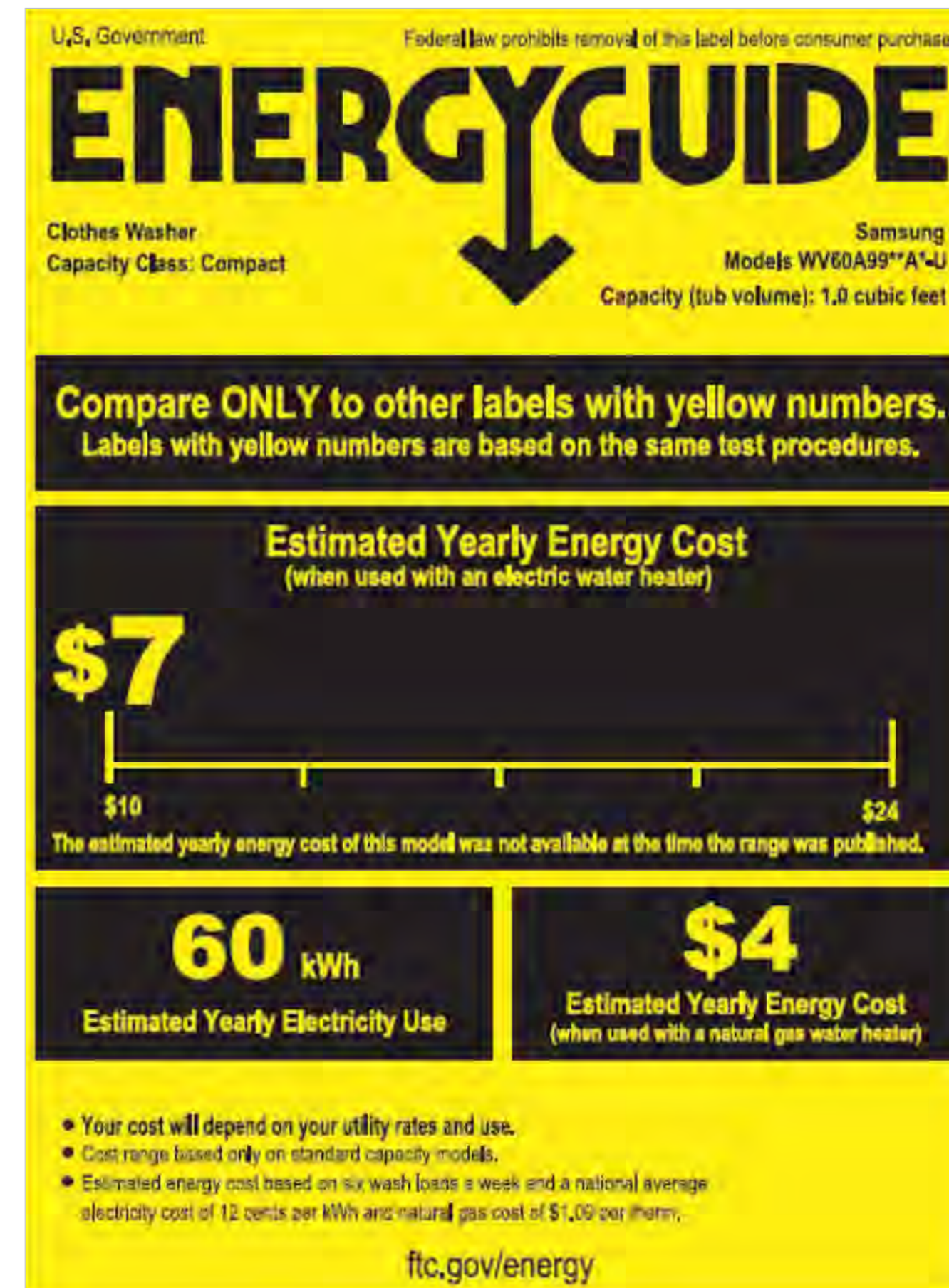
<https://dam.gettyimages.com/p/z0c3461/external?o=AND&q=WV60A9900AV%20Energy%20Guide%20Standard>



Energy Guide - Standard

Easy Ads link

<https://dam.gettyimages.com/p/z0c3461/external?o=AND&q=WV60A9900AV%20Energy%20Guide%20Compact>



Energy Guide - Compact

User Manual and Warranty

Easy Ads link

<https://dam.gettyimages.com/p/z0c3461/external?o=AND&q=WV60A9900AV%20User%20Manual>



User Manual

Easy Ads link

<https://dam.gettyimages.com/p/z0c3461/external?o=AND&q=WV60A9900AV%20Warranty>

Warranty (U.S.A) – SAMSUNG FlexWash™ WASHER

Models:
WV60A9900AV

LIMITED WARRANTY TO ORIGINAL PURCHASER WITH PROOF OF PURCHASE

This SAMSUNG brand product, as supplied and distributed by SAMSUNG ELECTRONICS AMERICA INC. (SAMSUNG) and delivered new, in the original carton to the original consumer purchaser, is warranted by SAMSUNG against manufacturing defects in materials or workmanship for the limited warranty period, starting from the date of original purchase, of:

One (1) Year Parts and Labor
Three (3) years stainless tub part (Part Only),
Ten (10) years washing DD motor part (Part Only)

This limited warranty is valid only on products purchased and used in the United States that have been installed, operated, and maintained according to the instructions attached to or furnished with the product. To receive warranty service, the purchaser must contact SAMSUNG at the address or phone number provided below for problem determination and service procedures. Warranty service can only be performed by a SAMSUNG authorized service center. The original dated bill of sale must be presented upon request as proof of purchase to SAMSUNG or SAMSUNG's authorized service center to receive warranty service.

SAMSUNG will provide in-home service within the contiguous United States during the warranty period at no charge, subject to availability of SAMSUNG authorized servicers within the customer's geographic area. If in-home service is not available, SAMSUNG may elect, at its option, to provide transportation of the product to and from an authorized service center. If the product is located in an area where service by a SAMSUNG authorized servicer is not available, you may be responsible for a trip charge or required to bring the product to a SAMSUNG authorized service center for service.

To receive in-home service, product must be unobstructed and accessible to the service agent.

During the applicable warranty period, a product will be repaired, replaced, or the purchase price refunded, at the sole option of SAMSUNG. SAMSUNG may use new or reconditioned parts in repairing a product, or replace the product with a new or reconditioned product. Replacement parts and products are warranted for the remaining portion of the original product's warranty or ninety (90) days, whichever is longer. All replaced parts and products are the property of SAMSUNG and you must return them to SAMSUNG.

This limited warranty covers manufacturing defects in materials or workmanship encountered in normal household, noncommercial use of this product and shall not cover the following: damage that occurs in shipment, delivery, installation, and uses for which this product was not intended; damage caused by unauthorized modification or alteration of the product; product where the original factory serial numbers have been removed, defaced, changed in any way, or cannot be readily determined; cosmetic damage including scratches, dents, chips, and other damage to the product's finishes; damage caused by abuse, misuse, pest infestations, accident, fire, floods, or other acts of nature or God; damage caused by use of equipment, utilities, services, parts, supplies, accessories, applications, installations, repairs, external wiring or connectors not supplied or authorized by SAMSUNG; damage caused by incorrect electrical line current, voltage, fluctuations and surges; damage caused by failure to operate and maintain the product according to instructions; in-home instruction on how to use your product; and service to correct installation not in accordance with electrical or plumbing codes or correction of household electrical or

Warranty

Feature Icons


WV60A9900AV

**6.0 cu. ft. Total Capacity Smart Dial Washer
with FlexWash™ and Super Speed Wash**

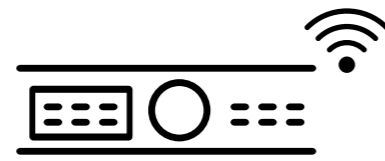
Feature Icons

Easy Ads link

<https://dam.gettyimages.com/p/z0c3461/external?o=AND&q=WV60A9900AV%20Icons>




FlexWash™



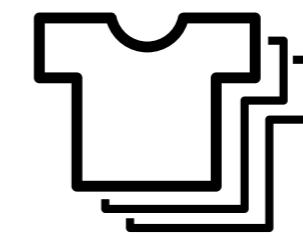
AI Powered Smart Dial




Super Speed Wash



Wi-Fi Connectivity



6.0 cu. ft. Extra-Large
Total Capacity



Steam

Product Overview

DVE60A9900V / DVG60A9900V

7.5 cu. ft. Smart Dial Electric Dryer with FlexDry™ and Super Speed Dry

7.5 cu. ft. Smart Dial Gas Dryer with FlexDry™ and Super Speed Dry

Product Overview

Product Titles

DVE60A9900V - 7.5 cu. ft. Smart Dial Electric Dryer with FlexDry™ and Super Speed Dry

DVG60A9900V - 7.5 cu. ft. Smart Dial Gas Dryer with FlexDry™ and Super Speed Dry

Product Short Description (266 Characters)

Samsung's new Smart Dial Dryer with FlexDry™ lets you dry delicates and everyday clothing at the same time or independently, uses AI power to learn and recommend your favorite drying cycles, and can dry a full load of laundry in just 30 minutes* with Super Speed Dry.

Product Long Description (393 Characters)

Samsung's new Smart Dial Dryer with FlexDry™ lets you dry delicates and everyday clothing at the same time or independently with two dryers in the same unit. It uses AI power to learn and recommend your favorite drying cycles and displays them first for quick access in a simplified, easy to use control panel. Also, with Super Speed Dry, you can dry a full load of laundry in just 30 minutes.*

*Based on 8lb D.O.E. standard load. (50% cotton, 50% poly)

Available Color



Brushed Black

Electric Dryer Model Number: DVE60A9900V

Electric Dryer UPC: 887276551616

Gas Dryer Model Number: DVG60A9900V

Gas Dryer UPC: 887276551623



Carousel Image Order

DVE60A9900V / DVG60A9900V

Easy Ads links

Retail.com: <https://dam.gettyimages.com/p/z0c3461/external?o=AND&q=DVE60A9900V%20Carousel%20Images%20RCOM>

Samsung.com: <https://dam.gettyimages.com/p/z0c3461/external?o=AND&q=DVE60A9900V%20Carousel%20Images%20SCOM>

360 Spin: DVE60A9900V <https://dam.gettyimages.com/p/z0c3461/external?o=AND&q=DVE60A9900V%20360%20Spins>

360 Spin: DVG60A9900V <https://dam.gettyimages.com/p/z0c3461/external?o=AND&q=DVG60A9900V%20360%20Spins>



Product Messaging




DVE60A9900V / DVG60A9900V

7.5 cu. ft. Smart Dial Electric Dryer with FlexDry™ and Super Speed Dry

7.5 cu. ft. Smart Dial Gas Dryer with FlexDry™ and Super Speed Dry



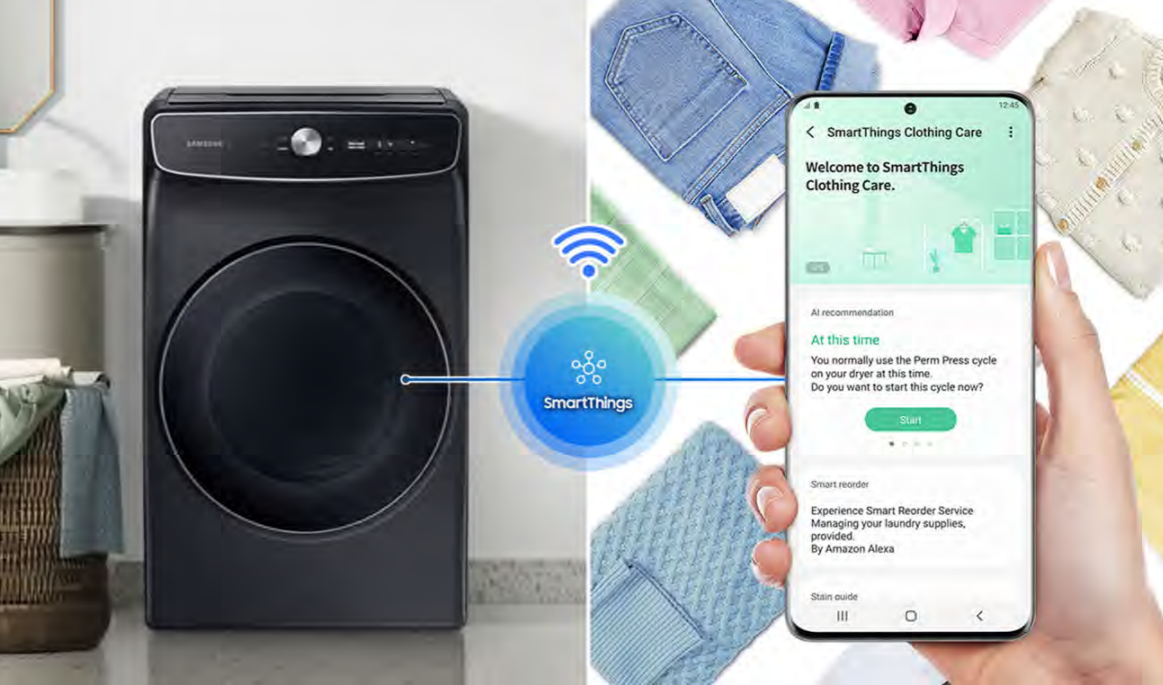
Features and Benefits: DVE(G)60A9900V

Easy Ads link: <https://dam.gettyimages.com/p/z0c3461/external?o=AND&q=DVE60A9900V%20Below%20The%20Fold>

Headline	Feature Name	Long Body Copy	Short Body Copy	Associated Image
<p>One machine. Two dryers.</p>	<p>FlexDry™</p>	<p>Combining a conventional large capacity dryer with a delicate dryer in one unit allows you to dry everyday clothes and delicates at the same time or independently, keeping all your clothing in great condition.</p>	<p>Two dryers in one let you dry delicates and everyday garments at the same time or independently.</p>	
<p>Gentle care for delicates</p>	<p>Delicate Dryer</p>	<p>With a unique drying rack and optimized air temperature, you can safely dry delicate undergarments, sweaters, and accessories to prevent shrinkage and fabric damage.</p>	<p>Safely dry your delicates with a unique drying rack and optimized air temperature.</p>	
<p>Laundry just got smarter</p>	<p>AI Powered Smart Dial</p>	<p>Samsung's simple to use, AI Powered Smart Dial learns and recommends your favorite drying cycles, automatically sets the right dry cycle based on your wash cycle selection, and allows you to customize your cycle list and change the displayed language.</p>	<p>Samsung's AI Powered Smart Dial learns and recommends your favorite drying cycles and automatically sets the right dry cycle based on your wash cycle selection.</p>	




Features and Benefits: DVE(G)60A9900V (Continued)

Easy Ads link: <https://dam.gettyimages.com/p/z0c3461/external?o=AND&q=DVE60A9900V%20Below%20The%20Fold>

Headline	Feature Name	Long Body Copy	Short Body Copy	Associated Image
<p>Dry a full load in 30 minutes</p>	<p>Super Speed Dry</p>	<p>Optimally dry a full load of laundry in just 30 minutes* and with an added Super Speed Washer, achieve a complete wash and dry in under an hour.*</p> <p><small>*Based on 8lb D.O.E. standard load. (50% cotton, 50% poly)</small></p>	<p>Dry in just 30 minutes* and achieve a complete wash and dry in under an hour* with an added Super Speed Washer.</p> <p><small>*Based on 8lb D.O.E. standard load. (50% cotton, 50% poly)</small></p>	
<p>Freshen up clothes</p>	<p>Steam Sanitize+</p>	<p>The Steam Sanitize+ cycle removes 99.9% of germs and bacteria, over 95% of pollen, and kills 100% of dust mites.* Multi-Steam Technology steams away wrinkles, odors, and static.</p> <p><small>*Based on internal testing and independently verified by Intertek.</small></p>	<p>Steams away 99.9% of germs and bacteria,* while also reducing wrinkles and odors.</p> <p><small>*Based on internal testing and independently verified by Intertek.</small></p>	
<p>Control in the palm of your hand</p>	<p>Wi-Fi Connectivity</p>	<p>Wi-Fi connected so you can receive end of cycle alerts, remotely start or stop your drying, schedule cycles on your time, and more, right from your smartphone with the SmartThings App.*</p> <p><small>*Requires wireless network, Samsung account and SmartThings App. The Samsung SmartThings App supports Android OS 4.0 (ICS) or later which is optimized for Samsung smartphones (Galaxy S and Galaxy Note series). This app also supports iOS 7 or later for iPhone models. SmartThings App available in App Store and Play Store. Only monitoring enabled on Gas Dryers for safety reasons.</small></p>	<p>Receive end of cycle alerts, remotely start, schedule, and more, from your smartphone with the SmartThings App.*</p> <p><small>*Requires wireless network, Samsung account and SmartThings App. The Samsung SmartThings App supports Android OS 4.0 (ICS) or later which is optimized for Samsung smartphones (Galaxy S and Galaxy Note series). This app also supports iOS 7 or later for iPhone models. SmartThings App available in App Store and Play Store. Only monitoring enabled on Gas Dryers for safety reasons.</small></p>	




Features and Benefits: DVE(G)60A9900V (Continued)

Easy Ads link: <https://dam.gettyimages.com/p/z0c3461/external?o=AND&q=DVE60A9900V%20Below%20The%20Fold>

Headline	Feature Name	Long Body Copy	Short Body Copy	Associated Image
N/A	ENERGY STAR® Certified	<p>ENERGY STAR® Certified,* so you can save money by using less energy without sacrificing performance or functionality.</p> <p><small>*Visit www.energystar.gov for more information on ENERGY STAR® guidelines.</small></p>	Eco-friendly and energy-efficient.	
Worry-free drying	Sensor Dry	Automatically optimizes the time and temperature of your drying cycle to protect your clothes from heat damage, while avoiding excess energy use.	Helps prevent overdrying for optimal fabric care.	
Cleaner, safer vents	Vent Sensor	Vent Sensor continually monitors the condition of your dryer's air duct to ensure it is operating safely and efficiently. It automatically notifies you when it is time for a cleaning and prompts you to check for obstructions, so you can always maintain optimum drying performance.	Continuously monitors the condition of the air duct to ensure it's operating safely and efficiently.	




Features and Benefits: DVE(G)60A9900V (Continued)

Easy Ads link: <https://dam.gettyimages.com/p/z0c3461/external?o=AND&q=DVE60A9900V%20Below%20The%20Fold>

Headline	Feature Name	Long Body Copy	Short Body Copy	Associated Image
Materials that last	Stainless Steel Drum	Keep the shine on your dryer with a stainless steel surface that prevents nicks and scratches from damaging the interior.	More durable and prevents scratches or nicks from metal zippers.	
Fit more for fewer loads	Large 7.5 cu. ft. Capacity	Fewer loads, less time in the laundry room, and more time doing the things you love.	Fewer loads, less time in the laundry room.	
N/A	Interior Drum Light	Put an end to stray socks or smaller laundry items that are hard to spot. An interior drum light brightly illuminates your laundry and the rest of the interior so you can quickly and safely check your dryer's contents.	Put an end to stray socks or small items that are hard to spot.	


Features and Benefits: DVE(G)60A9900V (Continued)

Easy Ads link: <https://dam.gettyimages.com/p/z0c3461/external?o=AND&q=DVE60A9900V%20Below%20The%20Fold>

Headline	Feature Name	Long Body Copy	Short Body Copy	Associated Image
Flexible opening	Reversible Door	Choose the direction your dryer door opens to better suit your laundry room layout.	Choose the direction your dryer door opens.	
Stop the fluff	Lint Filter Indicator	Stop worrying about lint or fluff building up and blocking your dryer's air intake. The Lint Filter Indicator light on the control panel will provide you with a helpful reminder when it is time to clean the filter, so your dryer maintains optimal performance.	The Lint Filter Indicator light lets you know when it is time to clean the filter.	
N/A	Perfect Pair	Samsung washers and dryers team up to make light work of laundry day, while looking great in your laundry room.	N/A	

**Features and Benefits:
DVE(G)60A9900V (Continued)**

Easy Ads link: <https://dam.gettyimages.com/p/z0c3461/external?o=AND&q=DVE60A9900V%20Below%20The%20Fold>

Headline	Feature Name	Long Body Copy	Short Body Copy	Associated Image
N/A	Matching Accessories	Round out your laundry setup with a matching dryer, riser, and more.	N/A	

Product Specs

DVE60A9900V / DVG60A9900V

7.5 cu. ft. Smart Dial Electric Dryer with FlexDry™ and Super Speed Dry

7.5 cu. ft. Smart Dial Gas Dryer with FlexDry™ and Super Speed Dry

Related Products and Accessories

Washer Series	Riser	Gas to Propane Converter Kit	Dryer Vent Kit
WV60A9900AV	WE272NV	LPKIT-4	DV-2A

Spec Sheets

Easy Ads link

https://dam.gettyimages.com/p/z0c3461/external?o=AND&q=DV*60A9900V%20Spec%20Sheet

DVE60A9900V
Samsung 7.5 cu. ft. Smart Dial Electric Dryer with FlexDry™ and Super Speed Dry



SAMSUNG

Available Color

Brushed Black
DVE60A9900V

Electric Dryer	Model #	UPC Code
Brushed Black	DVE60A9900V	887276551616

Gas Dryer

Brushed Black	DVG60A9900V	887276551623
---------------	-------------	--------------

Matching Washer

Brushed Black	WV60A9900AV	887276557885
---------------	-------------	--------------

Optional Accessories

Brushed Black Riser	WEZ72NV	887276197630
Vent Kit	DV-2A	887276146416

Electrical Requirements

120 V / 240 V / 60 Hz
30 Amps

Warranty
One (1) Year Parts and Labor

Product Dimensions & Weight (WxHxD)
Dimensions: 27" x 46^{5/16}" x 32^{1/2}"
Weight: 167.2 lbs

Shipping Dimensions & Weight (WxHxD)
Dimensions: 29^{1/4}" x 50^{1/4}" x 34^{11/16}"
Weight: 178.2 lbs

Tumble Dryer Features

- FlexDry™
- AI Powered Smart Dial
- Super Speed Dry
- Steam Sanitize+
- Wi-Fi Connectivity¹
- ENERGY STAR® Certified
- Sensor Dry
- Vent Sensor
- Stainless Steel Drum
- Large 7.5 cu. ft. Capacity
- Interior Drum Light
- Reversible Door
- Lint Filter Indicator
- 18 Total Drying Cycles
- 14 Options
- 5 Temperature Settings
- 9 Timed Dry Settings
- 4-Way Venting

Specifications

18 Total Drying Cycles:
Refresh, Wrinkle Away, Steam Sanitize+, Super Speed, Eco Normal, Normal, Heavy Duty, Towels, Permanent Press, Activewear, Bedding, Delicates, Wool, Shirts, Denim, Time Dry, Air Fluff, Quick Dry

14 Drying Options:
Mixed Load Bell, Wrinkle Prevent, AntiStatic, My Cycles, Smart Control, Eco Dry, Drum Light, Child Lock, Alarm, AI Pattern, Wi-Fi, Language, Vent Blockage Test, Factory Reset

5 Temperature Settings:
High, Medium, Medium Low, Low, Extra Low

5 Dry Levels:
Very Dry, More Dry, Normal Dry, Less Dry, Damp Dry

Convenience

- Child Lock
- Filter Check Indicator

Rating

ENERGY STAR® Rated:
608 kWh/yr

Delicate Dryer Features

- AI Powered Smart Dial
- Wi-Fi Connectivity¹
- Drying Rack
- 4 Total Drying Cycles
- 10 Options
- 12 Timed Dry Settings

Specifications

4 Total Drying Cycles:
Sweaters, Blouses, Undergarments, Accessories

10 Drying Options:
Super Speed, Air Fluff, Smart Control, My Cycles, Child Lock, Alarm, AI Pattern, Wi-Fi, Language, Factory Reset

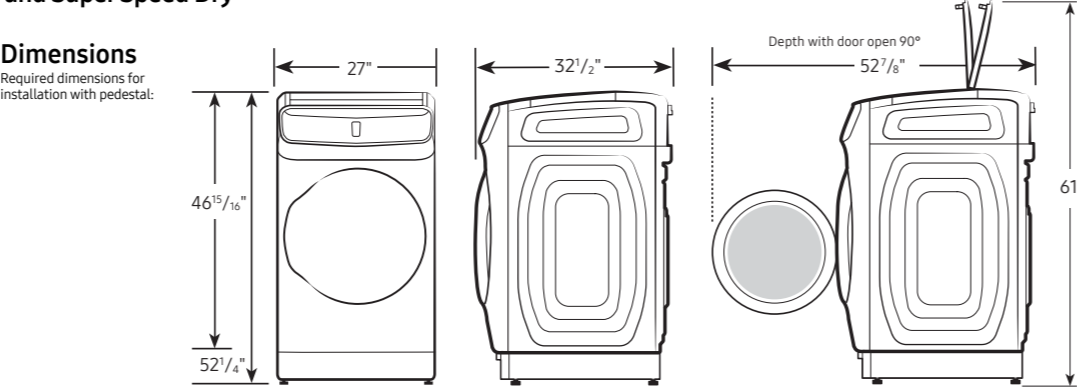
Convenience

- Child Lock

¹Requires wireless network, Samsung account and SmartThings App. The Samsung SmartThings App supports Android OS 4.0 (ICS) or later which is optimized for Samsung smartphones (Galaxy S and Galaxy Note series). This app also supports iOS 7 or later for iPhone models. SmartThings App available in App Store and Play Store. Only monitoring enabled on Gas Dryers for safety reasons.

DVE60A9900V
Samsung 7.5 cu. ft. Smart Dial Electric Dryer with FlexDry™ and Super Speed Dry

SAMSUNG

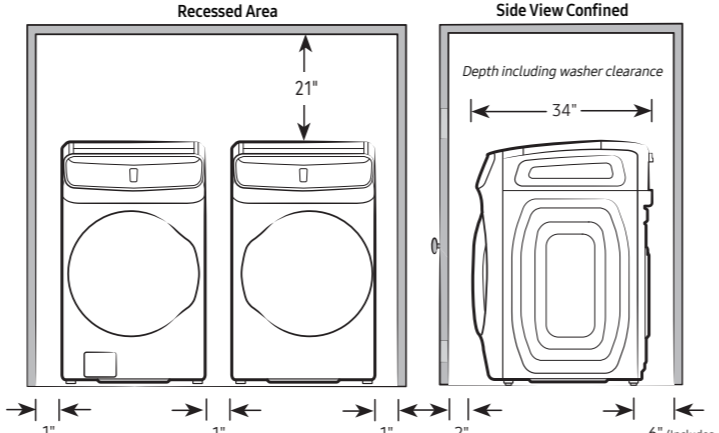


Dimensions
Required dimensions for installation with pedestal:

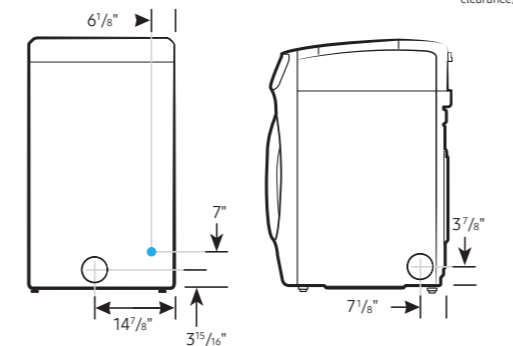
Installation Specifications – Side-by-Side

If the washer and dryer are installed together or the dryer alone, the closet front must have two unobstructed air openings for a combined minimum total area of 72-inch². Your washer alone does not require a specific air opening.

Alcove or closet installation
Minimum clearance for closet and alcove installations:



Connection Dimensions
Back and side view of dryer



LEGEND:
● Cold Water Connection
● Gas Connection

Actual color may vary. Design, specifications, and color availability are subject to change without notice. Non-metric weights and measurements are approximate.
©2021 Samsung Electronics America, Inc., 85 Challenger Road, Ridgefield Park, NJ 07660. All other marks, logos, and text are trademarks or registered trademarks of Samsung Electronics Co., Ltd.

DVG60A9900V
Samsung 7.5 cu. ft. Smart Dial Gas Dryer with FlexDry™ and Super Speed Dry



SAMSUNG

Available Color

Brushed Black
DVG60A9900V

Gas Dryer	Model #	UPC Code
Brushed Black	DVG60A9900V	887276551623

Electric Dryer

Brushed Black	DVE60A9900V	887276551616
---------------	-------------	--------------

Matching Washer

Brushed Black	WV60A9900AV	887276557885
---------------	-------------	--------------

Optional Accessories

Brushed Black Riser	WEZ72NV	887276197630
Vent Kit	DV-2A	887276146416
Gas to Propane Converter Kit	LPKIT-4	887276352787

Electrical Requirements

120 V / 60 Hz
15 Amps

Warranty
One (1) Year Parts and Labor

Product Dimensions & Weight (WxHxD)
Dimensions: 27" x 46^{5/16}" x 32^{1/2}"
Weight: 167.2 lbs

Shipping Dimensions & Weight (WxHxD)
Dimensions: 29^{1/4}" x 50^{1/4}" x 34^{11/16}"
Weight: 178.2 lbs

Tumble Dryer Features

- FlexDry™
- AI Powered Smart Dial
- Super Speed Dry
- Steam Sanitize+
- Wi-Fi Connectivity¹
- ENERGY STAR® Certified
- Sensor Dry
- Vent Sensor
- Stainless Steel Drum
- Large 7.5 cu. ft. Capacity
- Interior Drum Light
- Reversible Door
- Lint Filter Indicator
- 18 Total Drying Cycles
- 14 Options
- 5 Temperature Settings
- 9 Timed Dry Settings
- 3-Way Venting

Specifications

18 Total Drying Cycles:
Refresh, Wrinkle Away, Steam Sanitize+, Super Speed, Eco Normal, Normal, Heavy Duty, Towels, Permanent Press, Activewear, Bedding, Delicates, Wool, Shirts, Denim, Time Dry, Air Fluff, Quick Dry

14 Drying Options:
Mixed Load Bell, Wrinkle Prevent, AntiStatic, My Cycles, Smart Control, Eco Dry, Drum Light, Child Lock, Alarm, AI Pattern, Wi-Fi, Language, Vent Blockage Test, Factory Reset

5 Temperature Settings:
High, Medium, Medium Low, Low, Extra Low

5 Dry Levels:
Very Dry, More Dry, Normal Dry, Less Dry, Damp Dry

Convenience

- Child Lock
- Filter Check Indicator

Delicate Dryer Features

- AI Powered Smart Dial
- Wi-Fi Connectivity¹
- Drying Rack
- 4 Total Drying Cycles
- 10 Options
- 12 Timed Dry Settings

Specifications

4 Total Drying Cycles:
Sweaters, Blouses, Undergarments, Accessories

10 Drying Options:
Super Speed, Air Fluff, Smart Control, My Cycles, Child Lock, Alarm, AI Pattern, Wi-Fi, Language, Factory Reset

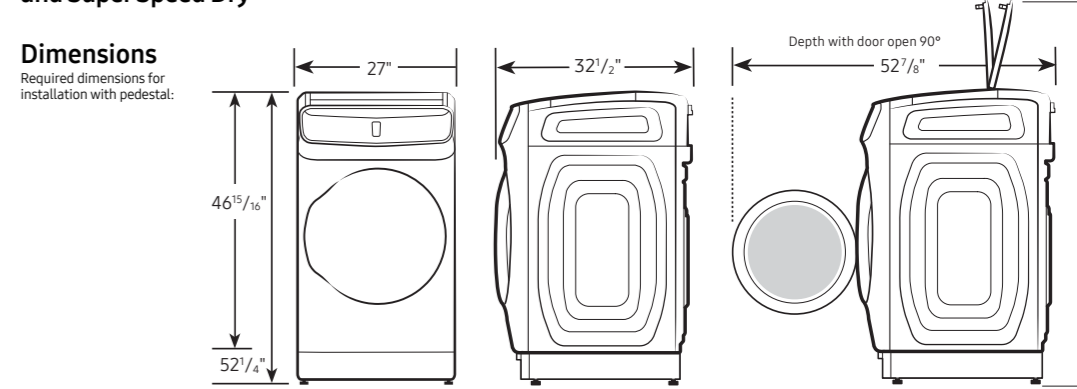
Convenience

- Child Lock

¹Requires wireless network, Samsung account and SmartThings App. The Samsung SmartThings App supports Android OS 4.0 (ICS) or later which is optimized for Samsung smartphones (Galaxy S and Galaxy Note series). This app also supports iOS 7 or later for iPhone models. SmartThings App available in App Store and Play Store. Only monitoring enabled on Gas Dryers for safety reasons.

DVG60A9900V
Samsung 7.5 cu. ft. Smart Dial Gas Dryer with FlexDry™ and Super Speed Dry

SAMSUNG

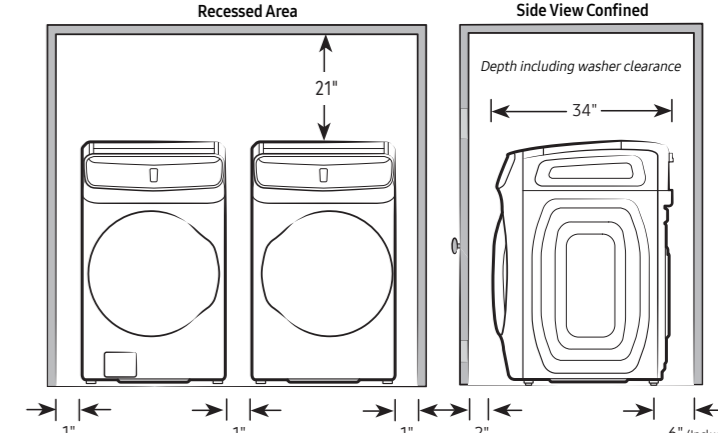


Dimensions
Required dimensions for installation with pedestal:

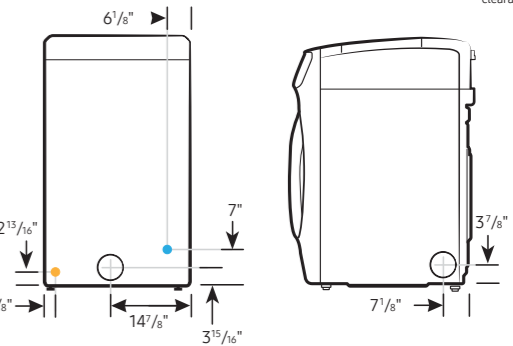
Installation Specifications – Side-by-Side

If the washer and dryer are installed together or the dryer alone, the closet front must have two unobstructed air openings for a combined minimum total area of 72-inch². Your washer alone does not require a specific air opening.

Alcove or closet installation
Minimum clearance for closet and alcove installations:



Connection Dimensions
Back and side view of dryer



LEGEND:
● Cold Water Connection
● Gas Connection

Actual color may vary. Design, specifications, and color availability are subject to change without notice. Non-metric weights and measurements are approximate.
©2021 Samsung Electronics America, Inc., 85 Challenger Road, Ridgefield Park, NJ 07660. All other marks, logos, and text are trademarks or registered trademarks of Samsung Electronics Co., Ltd.

Electric Dryer Spec Sheet - page 1

Electric Dryer Spec Sheet - page 2

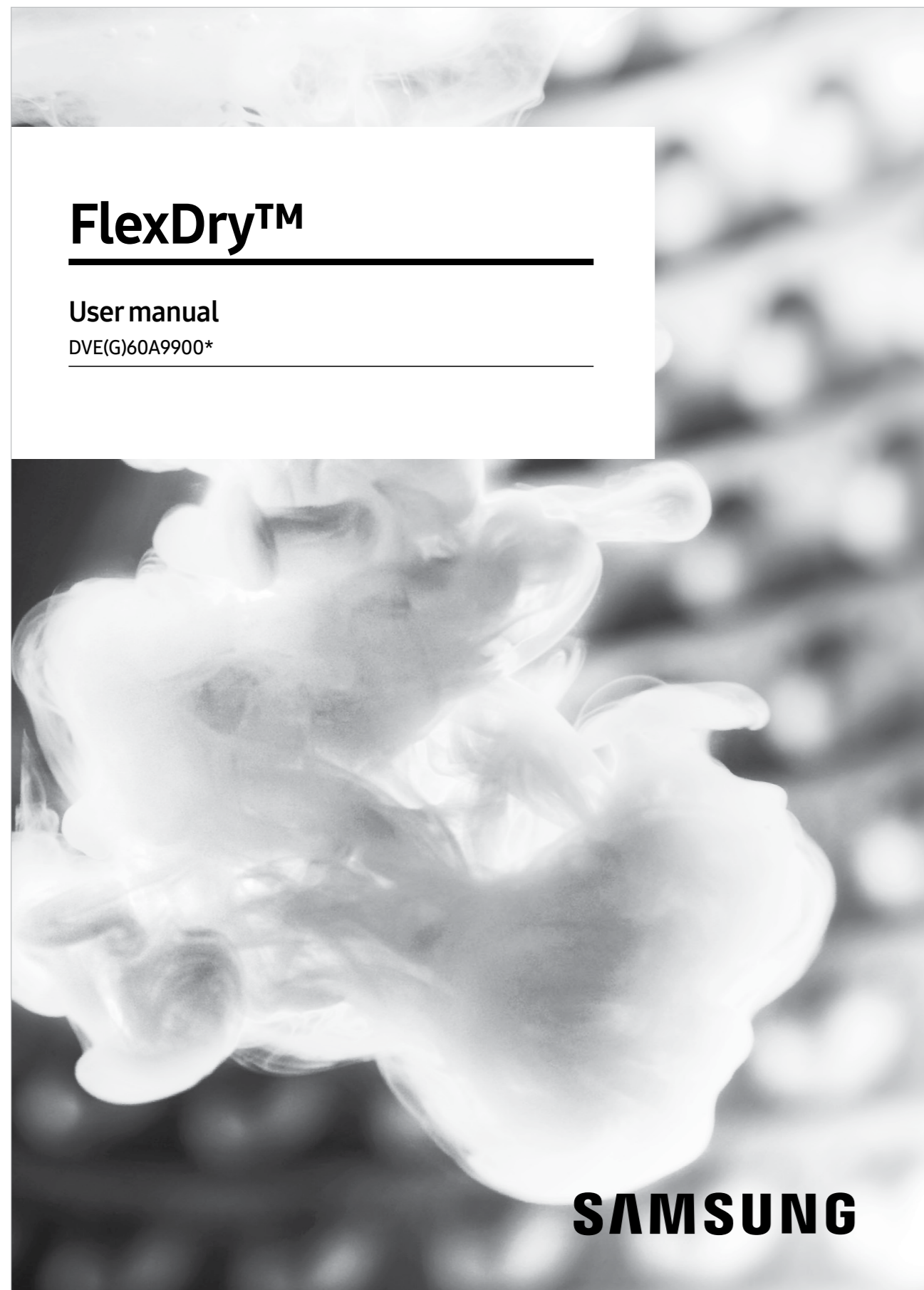
Gas Dryer Spec Sheet - page 1

Gas Dryer Spec Sheet - page 2

User Manual and Warranty

Easy Ads link

<https://dam.gettyimages.com/p/z0c3461/external?o=AND&q=DVE60A9900V%20User%20Manual>



User Manual - Electric and Gas Dryers

Easy Ads link

<https://dam.gettyimages.com/p/z0c3461/external?o=AND&q=A9900%20Warranty>

Warranty (U.S.A) – SAMSUNG DRYER

Models:
DVE(G)60A9900V

LIMITED WARRANTY TO ORIGINAL PURCHASER WITH PROOF OF PURCHASE

This SAMSUNG brand product, as supplied and distributed by SAMSUNG ELECTRONICS AMERICA INC. (SAMSUNG) and delivered new, in the original carton to the original consumer purchaser, is warranted by SAMSUNG against manufacturing defects in materials or workmanship for the limited warranty period, starting from the date of original purchase, of:

One (1) Year Parts and Labor

This limited warranty is valid only on products purchased and used in the United States that have been installed, operated, and maintained according to the instructions attached to or furnished with the product. To receive warranty service, the purchaser must contact SAMSUNG at the address or phone number provided below for problem determination and service procedures. Warranty service can only be performed by a SAMSUNG authorized service center. The original dated bill of sale must be presented upon request as proof of purchase to SAMSUNG or SAMSUNG's authorized service center to receive warranty service.

SAMSUNG will provide in-home service within the contiguous United States during the warranty period at no charge, subject to availability of SAMSUNG authorized servicers within the customer's geographic area. If in-home service is not available, SAMSUNG may elect, at its option, to provide transportation of the product to and from an authorized service center. If the product is located in an area where service by a SAMSUNG authorized servicer is not available, you may be responsible for a trip charge or required to bring the product to a SAMSUNG authorized service center for service.

To receive in-home service, product must be unobstructed and accessible to the service agent.

During the applicable warranty period, a product will be repaired, replaced, or the purchase price refunded, at the sole option of SAMSUNG. SAMSUNG may use new or reconditioned parts in repairing a product, or replace the product with a new or reconditioned product. Replacement parts and products are warranted for the remaining portion of the original product's warranty or ninety (90) days, whichever is longer. All replaced parts and products are the property of SAMSUNG and you must return them to SAMSUNG.

This limited warranty covers manufacturing defects in materials or workmanship encountered in normal household, noncommercial use of this product and shall not cover the following: damage that occurs in shipment, delivery, installation, and uses for which this product was not intended; damage caused by unauthorized modification or alteration of the product; product where the original factory serial numbers have been removed, defaced, changed in any way, or cannot be readily determined; cosmetic damage including scratches, dents, chips, and other damage to the product's finishes; damage caused by abuse, misuse, pest infestations, accident, fire, floods, or other acts of nature or God; damage caused by use of equipment, utilities, services, parts, supplies, accessories, applications, installations, repairs, external wiring or connectors not supplied or authorized by SAMSUNG; damage caused by incorrect electrical line current, voltage, fluctuations and surges; damage caused by failure to operate and maintain the product according to instructions; in-home instruction on how to use your product; and service to correct installation not in accordance with electrical or plumbing codes or correction of household electrical or plumbing (i.e., house wiring, fuses, or water inlet hoses). The cost of repair or replacement under these excluded circumstances shall be the customer's responsibility.

Warranty - Electric and Gas Dryers

Feature Icons

DVE60A9900V / DVG60A9900V


7.5 cu. ft. Smart Dial Electric Dryer with FlexDry™ and Super Speed Dry

7.5 cu. ft. Smart Dial Gas Dryer with FlexDry™ and Super Speed Dry

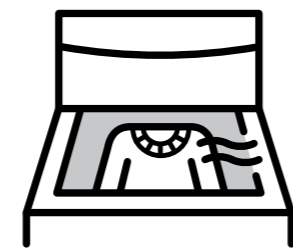
Feature Icons

Easy Ads link

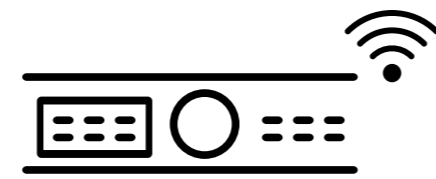
<https://dam.gettyimages.com/p/z0c3461/external?o=AND&q=DVE60A9900V%20Icons>



FlexDry™




Delicate Dryer




AI Powered Smart Dial



Super Speed Dry



Steam Sanitize+



Wi-Fi Connectivity

SAMSUNG