



ENGAGE

How Nestlé Purina uses Smartsheet and Resource Management

Thursday, October 10th 2024

SEA40



 smartsheet

ENGAGE

v.07/16

Legal

Certain information set forth in this presentation may be “forward-looking information.” Except for statements of historical fact, information contained herein may constitute forward-looking statements. Forward-looking statements are not guarantees of future performance and undue reliance should not be placed on them.

Such forward-looking statements necessarily involve known and unknown risks and uncertainties, many of which are and will be described in Smartsheet’s filings with the US Securities and Exchange Commission, and these risks and uncertainties may cause actual performance and financial results in future periods to differ materially from any projections of future performance or results expressed or implied by such forward-looking statements. Although forward-looking statements contained herein are based upon what Smartsheet management believes are reasonable assumptions, there can be no assurance that forward-looking statements will prove to be accurate, as actual results and future events could differ materially from those anticipated in such statements. Smartsheet undertakes no obligation to update forward-looking statements except as required by law.

This presentation is proprietary to Smartsheet and the content herein is confidential and intended for permitted internal use only. This content shall not be disclosed to any third party that is not under an obligation of confidentiality to Smartsheet.

Smartsheet is a registered trademark of Smartsheet Inc. The names and logos of actual companies and products used in this presentation are the trademarks of their respective owners and no endorsement or affiliation is implied by their use.

Your speakers



Kieran O'Driscoll

Strategic Solutions Engineer
Smartsheet



Siroos Abolahrari

Sr. Manager - Project Management
Nestlé Purina

Learning objectives

- Understand the impact of Smartsheet and Resource Management on Nestlé Purina's organizational culture
- Recognize the value, benefits and confidence gained by Nestlé Purina through the use of Resource Management
- Discover the best practices to successfully integrate Smartsheet and Resource Management to improve overall management effectiveness

Agenda

How Nestlé Purina uses Smartsheet and Resource Management

1

Defining Resource
Management

2

Nestlé Purina's journey
with Smartsheet

3

Recent RM
innovations

4

Q&A

1

Defining Resource Management



Capacity D W M T May 15 May 22 May 29 Jun 05 Jun 12 Jun 19 Jun 26 Jul 03 Jul 10 Jul 17 Jul 24 Jul 24 Jul 24 Jul 24 Jul 24 Jul 24

People Jun 12 - 18 Week 25 Jun 19 - 25 Week 26 Jun 26 - Jul 02 Week 27 Jul 03 - 09 Week 28 Jul 10 - 16 Week 29 Jul 10 - 16 Week 29 Jul 10 - 16 Week 29

Victoria Pearson
Strategy, Director

- Aero Diamond - 80% for 38 work days
- Intern Project - 10% for 26 work days
- Available 10% for 26 work days
- Available 10% for 26 work days

Vera Bowers
Research, Contributor

- Available 100% for 10 work days

Shirley Huson
Strategy, Executive

- Available 100% for 7 work days
- Available 100% for 27 work days

Sheldon Green
Creative, Executive

- Aero Diamond - 80% for 38 work days
- Intern Project - 10% for 26 work days
- Available 20% for 26 work days
- Intern Project - 10% for 26 work days
- Available 10% for 26 work days

Sarah Godwin
Creative, Associate

- Airport Transit Signage: Project Management | Client kickoff meeting - Pinion Plus, Inc. 50% for 36 work days
- Vacation - 50% for 36 work days

Roderick Edwards
Strategy, Associate

- Available 100% for 365 work days

Patricia Hall
Research, Associate

- Available 100% for 365 work days

Olivia Carter
Research, Associate

- Available 100% for 365 work days

Melissa Brundige
Research, Associate

- Available 100% for 365 work days

Jonathan Ngyuen

Right People. Right work. Right time.

Delivering the most impact.

The roots of resource management

What are people working on?

Is the project on track, in budget and to scope?

Who has availability?

Who is over- or under-utilized?


Where should we invest in additional headcount?



Use Cases



Project management



Creative agencies



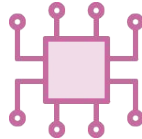
Services delivery



Operational teams



Enterprise/Business PMO



IT teams



Consulting firms



Marketing teams

Breaking down Resource Management



Align

Establish a **single source of truth** to view all your resources

Understand **resource demand** by utilizing **placeholders**



Assign

Assign work based on **skills and availability**

Re-assign tasks and activities to avoid **over-utilization** and **burnout**



Analyze

Report on your team's **time usage** for **operational efficiency** and **billing**

Forecast future **staffing needs**



KIOD RM Projects Schedule Analytics Help Settings Search

People

32 Matching People [Add Person](#)

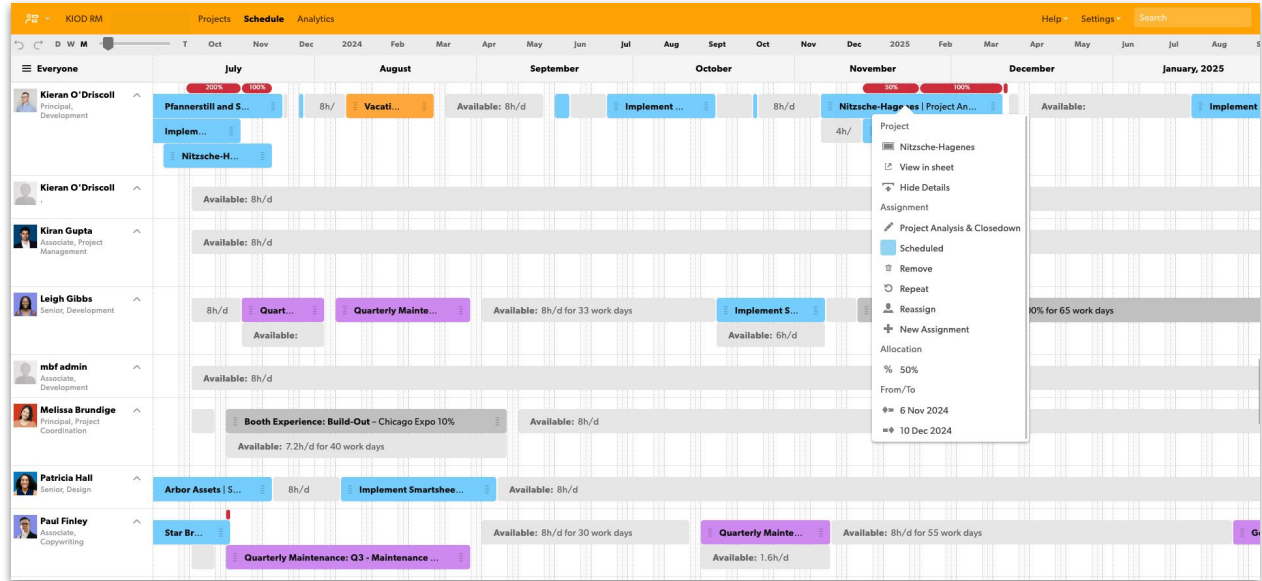
My Views
+ Save Current View

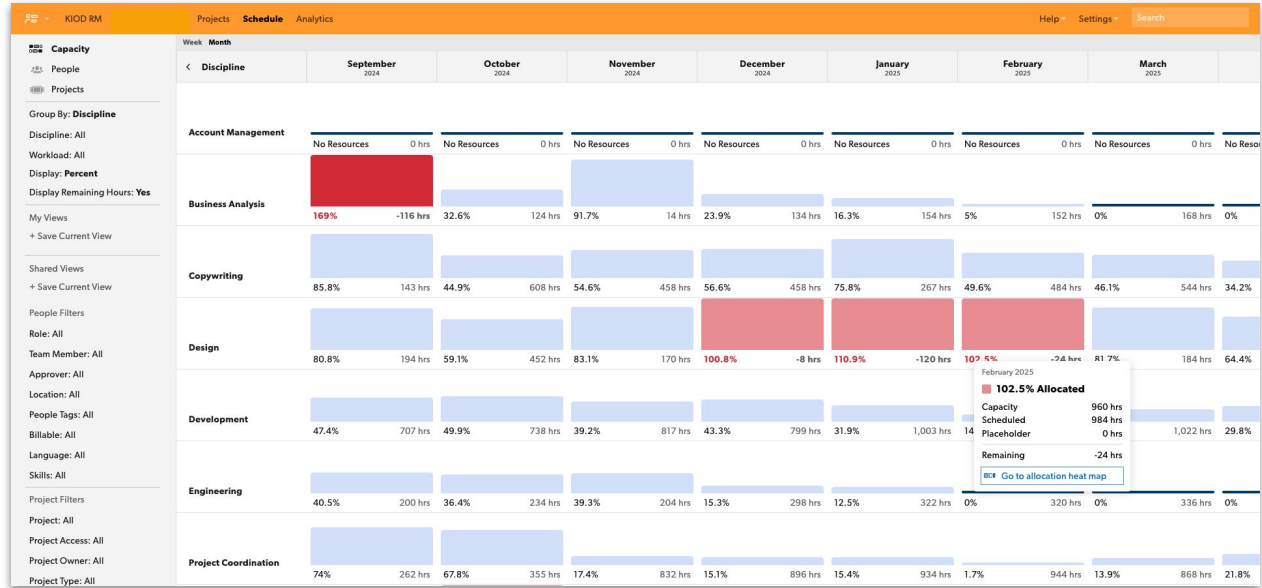
Shared Views
+ Save Current View

Show
Everyone
Team Member: All
Office Status: All
Discipline: All
Role: All
Location: All
Approver: All
Language: All
Skills: All
People Tags: All

First Name	Last Name	Discipline	Role	Location	Email	Utilization Target
	Aviv Perez	Strategy	Senior	Seattle	Aviv@demo.mbfcorp.com	80
	Brooklyn Jansen	Project Coordination	Senior	London	Brooklyn@demo.mbfcorp.com	75
	Bruce Ferguson	Engineering	Associate	London	Bruce@demo.mbfcorp.com	100
	Devon Gomez	Copywriting	Associate	Paris	Devon@demo.mbfcorp.com	100
	Diana Kennedy	Business Analysis	Associate	London	Diana@demo.mbfcorp.com	75
	Dominick George	Copywriting	Principal	Paris	Dominick@demo.mbfcorp.com	100
	Everett Crosse	Project Management	Principal	Paris	Everett@demo.mbfcorp.com	75
	Harley Sterling	Development	Senior	Seattle	Harley@demo.mbfcorp.com	100
	Harry Riggs	Design	Senior	Seattle	Harry@demo.mbfcorp.com	80
	Hazel Christensen	Design	Associate	Paris	Hazel@demo.mbfcorp.com	100
	Hilda Wilson	Sales	Associate	London	Hilda@demo.mbfcorp.com	100
	Jonathon Wong	Copywriting	Senior	Seattle	Jonathon@demo.mbfcorp.com	100

Assign





Smartsheet makes resource balancing a breeze



Key benefits

Use data to drive productive conversations with leadership

Quicker and smarter resource allocation

Hit more deadlines and stay on budget and remain in scope



2

Nestlé Purina's journey with Smartsheet





Siroos Abolahrari

Sr. Manager - Project Management, Nestlé Purina



About Nestlé Purina



Your Pet, Our Passion.®



Who We Are



What We Make



Where We Are

Journey with Smartsheet



Journey with Smartsheet



**October
2023**

The Past

Top challenges faced at Nestlé Purina

Without a standardized process, every team was running their own solution, making it hard to execute work, allocate resources and track projects

Inability to forecast future needs meant we couldn't justify the need for additional headcount

Teams were constantly overwhelmed because we couldn't see who was over capacity, making it difficult to take the necessary actions to balance workloads effectively

Journey with Smartsheet



Item #	Item Type	Status	Description	Comments	Date Raised	Priority	Risk Likelihood	Risk Impact if Occurs	Severity Helper	Severity	Owner	Assigned Department	Mitigation Action	Target Resolution Date
RAID Items														
5	Decisi	Resol	Timing on application at co-man & co-pack	Decision made to wait until internal capability is ready	22/05/2	High					Steer Co			
6	Decisi	Resol	Apply the second label to all materials	Confirmed to apply to all materials	22/05/2	Medi								
7	Risk	Resol	Jefferson Installation	Study on mezzanine complete and no concern about installation or people	12/07/2	Medi	Medium	Medium		4	Medi			
8	Risk	Resol	Labelers for Allentown	Required to complete competitive bid process before labelers can be ordered which could delay ability to install	29/07/2	Low	Low	Low		1	Low	GG Geo Gate		
9	Risk	Resol	Need for competitive bids for dry labelers	Above market is requiring 3 vendors bid on job before ordering which presents potential for delays	08/08/2	Medi	Medium	Medium		4	Medi	GG Geo Gate	BID Deviations will be granted for P&A Labelers	09/08/24

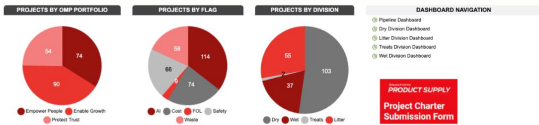
The Present

October 2024

The **Operational Project Management** solution has been created to **standardize** the project management principles of **completing projects efficiently** and **to scope**.

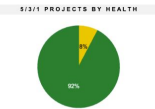
The solution has supported an increase in **stakeholder satisfaction** and facilitated **portfolio visibility** across the Nestlé Purina Pet Care network.

PORTFOLIO PROJECTS



PROJECTS BY SIZE/1

Primary	Project Link	OMP Portfolio	Project Flag	Division	Factory Location	Overall Project Health	Overall Risk	Overall Health
1	Turn It Up!	Enable Growth	AI	Dry	St Louis	●	●	●
2	DN DNA	Empower People			St Louis	●	●	●
3	Good to Great AI (ASRS)	Protect Trust	Cost		St Louis	●	●	●
4	Spiffless Factory	Protect Trust	Cost		St Louis	●	●	●



PROJECTS BY FLAGS

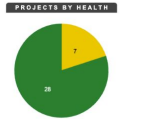
Primary	Project Link	OMP Portfolio	Project Flag	Division	Factory Location	AI	Cost	FOL	Safety	Waste	Other	Overall Project Health	Overall Risk
Total						110	72	8	44	37			
AI						110	41	4	33	32			
Cost						41	41	2	21	23			
	3oz Drie - Box Dries/Micros	Enable Growth			St Joseph	AI	Cost			Waste		●	
	ASRS G - ASRS Goal Alignment Implementation	Enable Growth			Bloomfield	AI	Cost			Safety	Waste	●	
	ATF ETW - ATF ETW	Empower People			Jefferson	AI	Cost					●	
	BLF ASRF - BLF ASRS RELIABILITY	Enable Growth			AI	Cost				Safety		●	

FACTORY NAVIGATION

Factory Name	Factory Link	Overall Project Health	Overall Risk	Overall Health						
Total		33	33	11	3	34	33	146	38	
Denver	Denver	27 Sarah Zych	2	1	0	0	2	1	23	1
St Louis	St Louis	37 Nolan Terry	0	8	3	2	1	4	20	11
TAG	TAG	13 Abby Johnson	4	4	1	3	4	5	6	3
QA	QA	10 Christopher Archer	0	0	0	0	0	1	5	2
ME	ME	1 Stephanie Billups	0	0	0	0	0	0	1	0
Hager City	Hager City	3 Nicholas Smith	2	0	0	0	2	0	3	0
Flagstaff	Flagstaff	3 Ramon Martinez	1	0	0	0	1	1	2	0
Mechanicsburg	Mechanicsburg	6 Angela Broadrick	1	2	0	0	1	2	6	0
Atlanta	Atlanta	5 Travis Gumbs	0	0	0	0	0	0	3	0
Oklahoma City	Oklahoma City	18 Joseph Maliszewski	2	2	4	0	3	0	6	3
Bloomfield	Bloomfield	16 Jeff Goodmanson	1	1	1	2	1	0	15	0

ALL PROJECTS

Project Link	OMP Portfolio	Project Flag	Division	Factory Location	Department	Overall Project Health	Overall Risk	Overall Health
Turn It Up!	Enable Growth	AI	Dry	St Louis		●	●	●
DNA	Empower People			St Louis		●	●	●
Good to Great (ASRS)	Protect Trust	Cost		St Louis		●	●	●
Spiffless Factory	Protect Trust	QA		St Louis		●	●	●
DNA - Operational Principles	Empower People			St Louis		●	●	●
DNA - 6 Critical Practices	Empower People			St Louis		●	●	●
DNA - Wet Technical				St Louis		●	●	●
DNA - Quality				St Louis		●	●	●
DNA - Safety				St Louis		●	●	●
DNA - Situational Leadership				St Louis		●	●	●



The Present

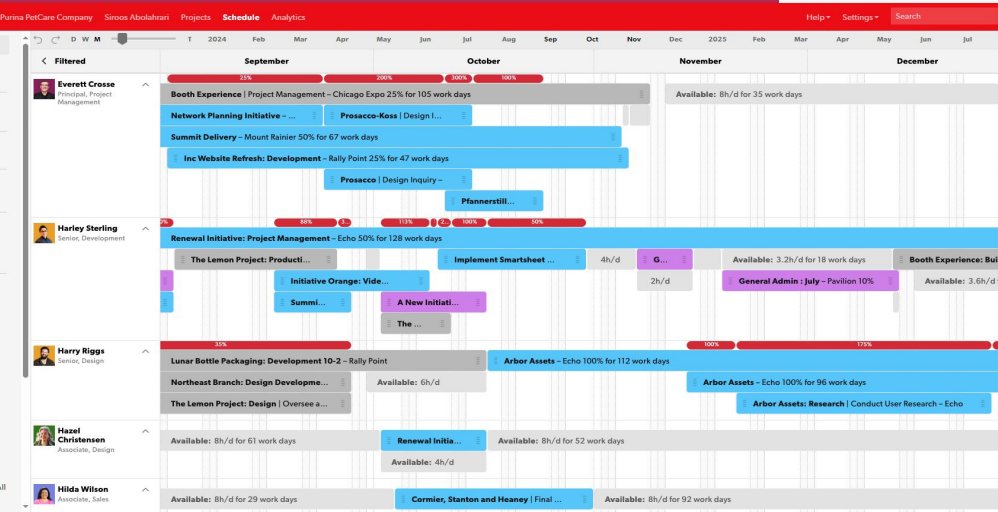
October 2024

The **Operational Project Management** solution has been created to **standardize** the project management principles of **completing projects efficiently** and **to scope**.

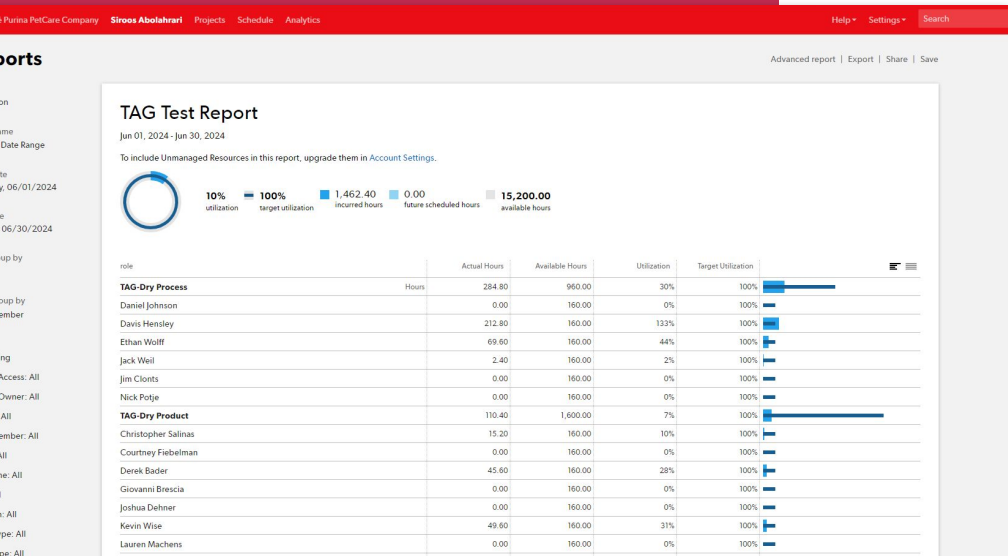
The solution has supported an increase in **stakeholder satisfaction** and facilitated **portfolio visibility** across the Nestlé Purina Pet Care network.

The Present

October
2024



Schedule is empowering **Team Directors & Managers** to make the **best, most informed decisions** on how to **balance** the workload of **team members**.



The Present

October
2024

Analytics has enabled **Leadership** to understand current and forecasted **utilization**, improve **assignment** of work and **reduce burnout**.



The Present

October 2024

Capacity View improves response to Demand across the Enterprise from a headcount perspective of cross-functional team members.

Journey with Smartsheet



**October
2025**

The Future

Where we want to be

Leverage time tracking for smarter project planning - learning from past projects to validate the assumptions we are making.

Expand Smartsheet and Resource Management usage across other departments and business units.

Utilize Resource Management to treat NPPC factories as key assets, optimizing capacity and performance.

Outcomes

- Faster resource allocation
- Increase in resource utilization
- Reduction in project delays

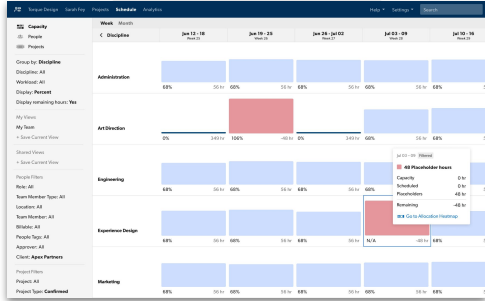
3

Recent Resource Management Innovations



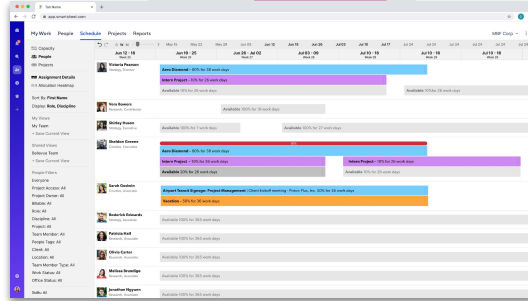
Resource Management

Align



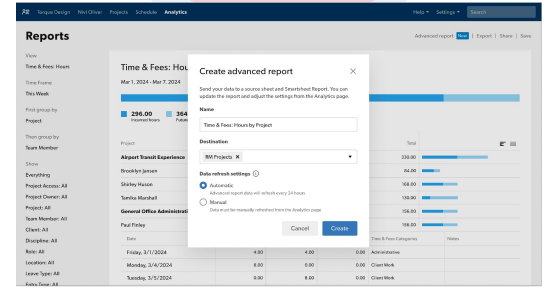
Enhanced Capacity View experience

Assign



Resource Management in Smartsheet

Analyze



Advanced Reports

Key Takeaways

- Getting started with Resource Management by Smartsheet was a breeze
- For the first time, we are leveraging data to justify headcount and drive healthier, more productive conversations with leadership
- Smartsheet's Professional Services team provided invaluable guidance on best practices and tips

4

Q&A



Register for upcoming User Groups



Continue to expand your Smartsheet skills and connections by attending a **User Group**.

Smartsheet User Groups

- **Discover** how others are using Smartsheet
- **Network** with the Smartsheet team and your peers
- **Virtual** and **in-person** events around the globe

Next steps...

- [SmartStart Webinar on Resource Management](#)
- Claim PDUs: 4741DCY1H2

Take the survey

We'd love to hear your thoughts on the session.

**Open this session in the mobile app, click "Survey,"
and answer two questions — it's that easy!**

Thank you.

 smartsheet

ENGAGE

Share your experience at ENGAGE

by participating in the conversation on social media!
Use **#SmartsheetENGAGE** and tag Smartsheet
in your posts all week long.



@smartsheet



@smartsheetplatform



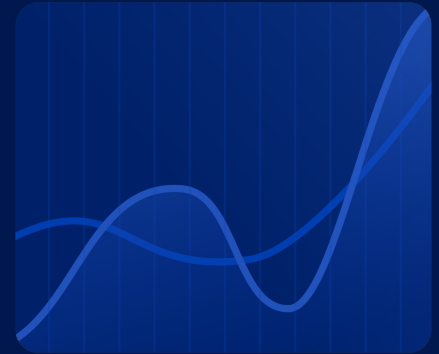
@smartsheet



@smartsheet



@smartsheet



smartsheet

ENGAGE



ENGAGE