

Integrate Smartsheet with your tech stack

smartsheet

ENGAGE

v.07/16




Legal

Certain information set forth in this presentation may be “forward-looking information.” Except for statements of historical fact, information contained herein may constitute forward-looking statements. Forward-looking statements are not guarantees of future performance and undue reliance should not be placed on them.

Such forward-looking statements necessarily involve known and unknown risks and uncertainties, many of which are and will be described in Smartsheet’s filings with the US Securities and Exchange Commission, and these risks and uncertainties may cause actual performance and financial results in future periods to differ materially from any projections of future performance or results expressed or implied by such forward-looking statements. Although forward-looking statements contained herein are based upon what Smartsheet management believes are reasonable assumptions, there can be no assurance that forward-looking statements will prove to be accurate, as actual results and future events could differ materially from those anticipated in such statements. Smartsheet undertakes no obligation to update forward-looking statements except as required by law.

This presentation is proprietary to Smartsheet and the content herein is confidential and intended for permitted internal use only. This content shall not be disclosed to any third party that is not under an obligation of confidentiality to Smartsheet.

Smartsheet is a registered trademark of Smartsheet Inc. The names and logos of actual companies and products used in this presentation are the trademarks of their respective owners and no endorsement or affiliation is implied by their use.



About this session

By the end of this session, you will be able to describe...

1. **What** kinds of integrations exist with Smartsheet
2. **When** to use these integrations
3. **How** to get started

Today's Presenters



Danielle Wilson
Product Marketing Manager
Data Integrations



Britt Williams
Sr. Large Enterprise
Solutions Engineer



Table of contents

1

What Are Integrations?

Categories &
Use Cases

2

PMO Use Case

Dashboards &
Data

3

Marketing Use Case

Communication &
Collaboration

4


Security & Governance

Administration
Integrations

1

What are integrations?

 smartsheet
ENGAGE




Manage work across the tools you already use by easily connecting with Smartsheet.

Deliver new business insights and find new operational efficiencies
by integrating with the tools your team is already using.



Create an integrated ecosystem.



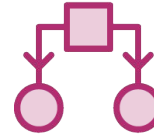
Unlock siloed data and make confident decisions

Access critical business information from outside sources while creating a single source of truth



Meet your team where they work

Collaborate across teams using the systems and tools best suited to your audience's needs



Automate across platforms

Operate efficiently and gain data accuracy by eliminating error-prone and time-consuming manual data entry

Integration Benefits

Customers have reported **15-50% time savings** with improved data accuracy when using data connectors.

+40K

Users
Per Month

+52M

Workflow Runs
Per Month

+32B

Rows of Data
Per Month

Common Integrations

Communication



Enterprise systems



Content collaboration



Automation



Security



So many ways to integrate!

Create a centralized ecosystem with Smartsheet

Core App Integration

O365, Google, Tableau...

Included ★★★★★

Data Shuttle

Offload/Upload, ERPs...

\$ ★★★★★

Smartsheet Connectors

Jira, Salesforce, Dynamics

\$\$ ★★★★★

Live Data Connector

ODBC, Excel, Qlik, Spotfire

Included ★★★★★

API

Developer Driven

Included* ★★★★★

Potential services cost for setup and maintenance*

★ Complexity Level



2

PMO Use Case

 smartsheet
ENGAGE

Demo



What integrations did we see?

Project Management Use Case



Core App Integrations

Web content, Tableau,
Cloud storage



Data Shuttle

Scheduled upload from SAP
financial reports



Jira Connector

Bi-directional real time
integration



Live Data Connector

Smartsheet to Excel for
Reporting

3

Marketing Use Case

 smartsheet
ENGAGE

Demo



What integrations did we see?

Project Management Use Case



Communication

Email Services, MS Teams,
SharePoint



Content Collaboration

Adobe Photoshop, Digital
Asset Management

4

Security & Governance


 smartsheet
ENGAGE

SSO and Directory Integration



Sign into Smartsheet with Credentials

Federated Single Sign-On (SSO). Sign into Smartsheet using your Microsoft, Google, or Apple credentials.



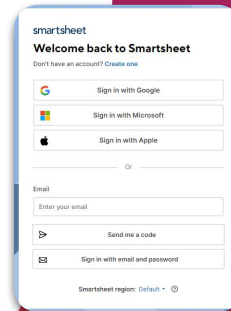
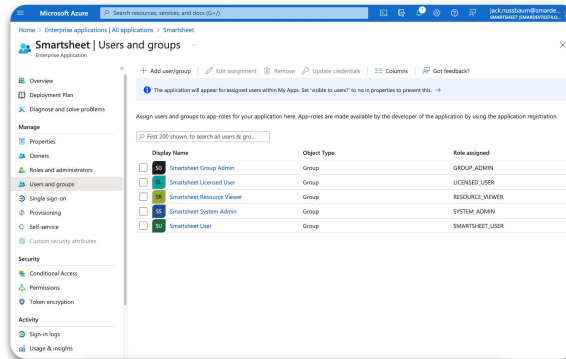
SAML SSO

Manage users through your Enterprise directory and corporate credentials.



Directory Integration

Connect to core systems for user provisioning and deprovisioning.



Smartsheet API

Requires a Smartsheet license on a Business plan or higher.

The Smartsheet API allows you to:

- Read or update sheets
- Manage folders and workspaces
- Administer user accounts and organization account
- Connect with workflow automation tools

Free API access is also available for [Resource Management](#) and [Brandfolder](#).

The screenshot displays the Smartsheet Developers website. At the top, the navigation bar includes the text "smartsheet developers" and icons for home, RSS, PDF, GitHub, Twitter, and email. Below the navigation bar are five main content cards: "Register" (with a "Register" button), "API Docs" (with a "Documentation" button), "Samples" (with a "See Samples" button), "Community" (with a "Go To Community" button), and "Blog" (with a "Blog" button). Each card contains a brief description of the resource. Below these cards is a section titled "Smartsheet SDKs" which states: "Smartsheet has Software Development Kits (SDKs) providing a higher level interface for several languages. There is also a sample app provided for each SDK." This section features five cards for different languages: C# SDK Sample, Java SDK Sample, Node SDK Sample, Python SDK Sample, and Ruby* SDK Sample (marked as deprecated). A "Smartsheet on GitHub" button is located below the SDK cards. The footer contains navigation links for PORTAL, BLOG, API DOCUMENTATION, GITHUB, TWITTER, and EMAIL, along with the copyright notice: "Smartsheet | Customer Community | Help Center Copyright © 2022. Smartsheet".

5

Start Integrating!

smartsheet
ENGAGE

So many ways to integrate!

Create a centralized ecosystem with Smartsheet

Core App Integration

O365, Google, Tableau...

Included ★★★★★

Data Shuttle

Offload/Upload, ERPs...

\$ ★★★★★

Smartsheet Connectors

Jira, Salesforce, Dynamics

\$\$ ★★★★★

Live Data Connector

ODBC, Excel, Qlik, Spotfire

Included ★★★★★

API

Developer Driven

Included* ★★★★★

Potential services cost for setup and maintenance*

★ Complexity Level

smartsheet

ENGAGE



Resources



[Smartsheet University](#)

Learn Smartsheet fundamentals and how to get started with capabilities like Data Shuttle and Smartsheet Connectors.



[Help Articles](#)

Review for step-by-step directions and answers to frequently asked questions.



[Webinars](#)

Watch free guided videos to get started with these tools & get tips on best practices.



[Mobilizer Program](#)

Join the Mobilizer Program for resources and swag, and to connect with power users at other organizations.



[Professional Services](#) ★

Engage with Smartsheet Professional Services to build end-to-end solutions.



[Your Account Team](#)

Reach out to your CSM or Account Manager with questions on how to best implement new processes in Smartsheet.


Session Recap

What you learned today

1. **What** kinds of integrations exist with Smartsheet
2. **When** to use these integrations
3. **How** to get started

Next steps...

- Check out other Engage Sessions on Integrations
- Come visit us at the Integrations & Connectors booth



Scan for learning resources

Take the survey

We'd love to hear your thoughts on the session.

Open this session in the mobile app, click "Survey," and answer two questions — it's that easy!

Thank you.

 smartsheet

ENGAGE

Share your experience at ENGAGE

by participating in the conversation on social media!
Use **#SmartsheetENGAGE** and tag Smartsheet
in your posts all week long.



@smartsheet



@smartsheetplatform



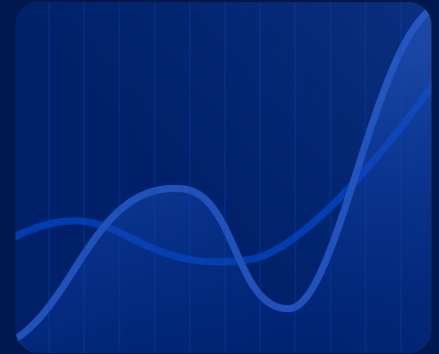
@smartsheet



@smartsheet



@smartsheet



 smartsheet

ENGAGE