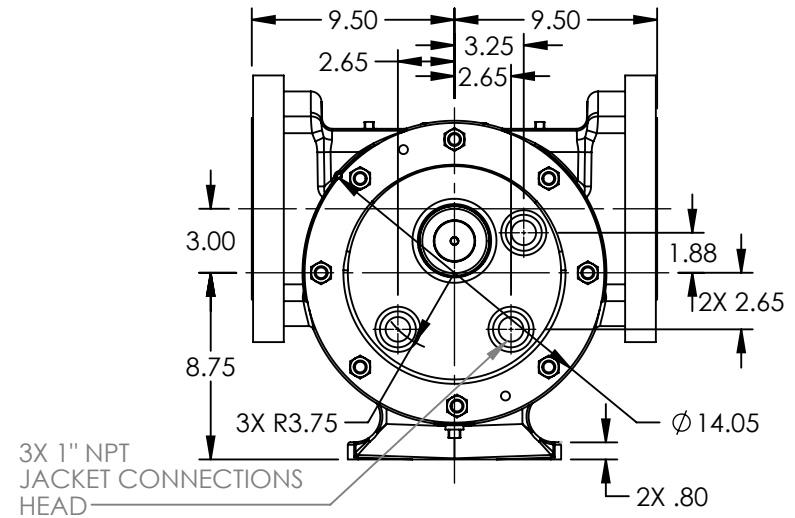
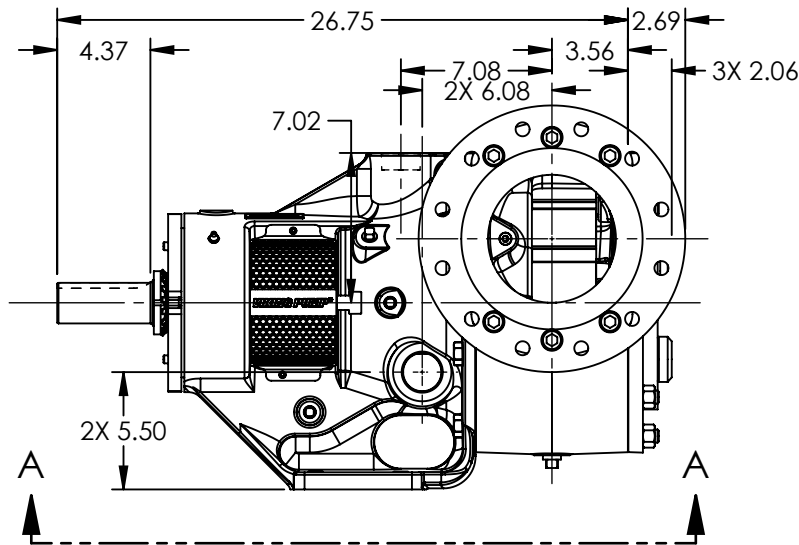
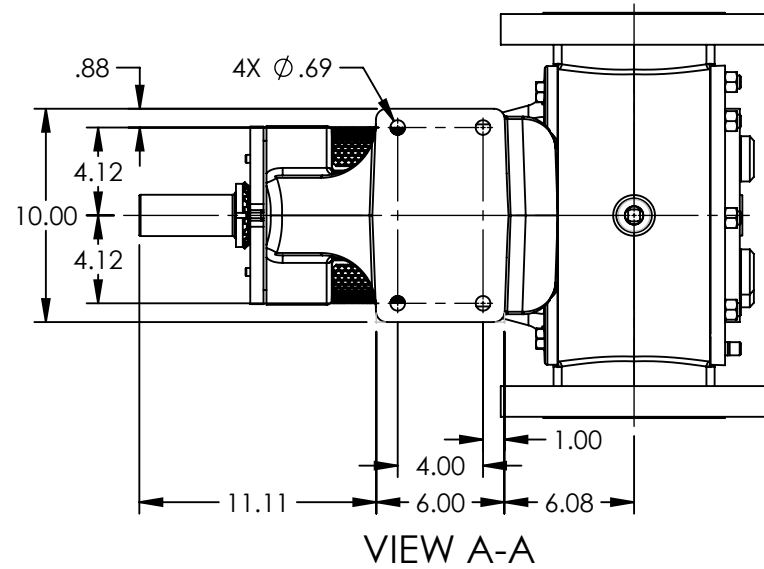


PORTS: 2X 6" FLANGES
STUDS AND NUTS (NOT SHOWN)
SUITABLE FOR USE WITH
CLASS 300 ANSI FLANGES
(223C, 4223C, 227C, 1227C, 4227C)



MODELS WITH OPTIONAL FLANGED PORTS:
Q223C, Q4223C, Q227C, Q1227C, Q4227C

NOTES:
1. ALL DIMENSIONS ARE FOR REFERENCE ONLY.

STATE	Released	04/16/2024
DRAWN	dalcom	07/21/2023
CHECKED	AA	04/16/2024

DIMENSIONS ARE IN INCHES
PROJECT: E330
WAS:



VIKING PUMP, INC.
A Unit of IDEX Corporation
Cedar Falls, IA 50613 U.S.A.
VIKINGPUMP.COM

THIS DRAWING IS THE PROPERTY OF
VIKING PUMP, INC. AND IS PROPRIETARY
IN GENERAL AND DETAIL. IT SHALL NOT BE
COPIED OR ITS CONTENTS REVEALED TO
OUTSIDE PARTIES WITHOUT THE WRITTEN
CONSENT OF VIKING PUMP, INC.

3D

DWG. NO.
QV-2252

SHEET 1 OF 1

REV. A.1

04/16/2024