

- NOTES:
1. COUPLING GUARD NOT SHOWN IN TOP VIEW.
 2. ALL DIMENSIONS ARE FOR REFERENCE ONLY.

MODELS: GB-425102-R00-D, GB-425102-R10-D

STATE	Released	07/19/2023	DIMENSIONS ARE IN INCHES
DRAWN	bmanternach	2/9/2023	PROJECT: E324
CHECKED	BAM	07/19/2023	WAS: EX-E324-504



VIKING PUMP, INC.
A Unit of IDEX Corporation
Cedar Falls, IA 50613
U.S.A.

THIS DRAWING IS THE PROPERTY OF VIKING PUMP, INC. AND IS PROPRIETARY IN GENERAL AND DETAIL. IT SHALL NOT BE COPIED OR ITS CONTENTS REVEALED TO OUTSIDE PARTIES WITHOUT THE WRITTEN CONSENT OF VIKING PUMP, INC.

3D

DWG. NO.
GPV-25102-5

SHEET 1 OF 1

REV. A.1

07/19/2023



No.:

Date: 28-MAR-2018

Customer :

TECHNICAL PROPOSAL

Three-phase induction motor - Squirrel cage rotor

Product line : W22 NEMA Premium - Ball Bearings

Catalog Number : 30012ET3G449T-W22

List Price : \$ Contact us for new item

Notes:

Performed by:

Checked:



No.:

Date: 28-MAR-2018

DATA SHEET

Three-phase induction motor - Squirrel cage rotor

Customer :
Product line : W22 NEMA Premium - Ball Bearings

Frame : 447/9T
Output : 300 HP
Frequency : 60 Hz
Poles : 6
Full load speed : 1190 rpm
Slip : 0.83 %
Voltage : 460 V
Rated current : 356 A
Locked rotor current : 2740 A
Locked rotor current (I_L/I_n) : 7.7
No-load current : 170 A
Full load torque : 1306 lb.ft
Locked rotor torque : 270 %
Breakdown torque : 300 %
Design : A
Insulation class : F
Temperature rise : 80 K
Locked rotor time : 10 s (hot)
Service factor : 1.15
Duty cycle : S1
Ambient temperature : -20°C - +40°C
Altitude : 1000 m
Degree of Protection : IP55
Approximate weight : 3197 lb
Moment of inertia : 144.52 sq.ft.lb
Noise level : 70 dB(A)

	D.E.	N.D.E.	Load	Power factor	Efficiency (%)
Bearings	6322 C3	6319 C3	100%	0.81	95.8
Regreasing interval	11000 h	13000 h	75%	0.75	95.8
Grease amount	60 g	45 g	50%	0.63	95.4

Notes:

Performed by

Checked

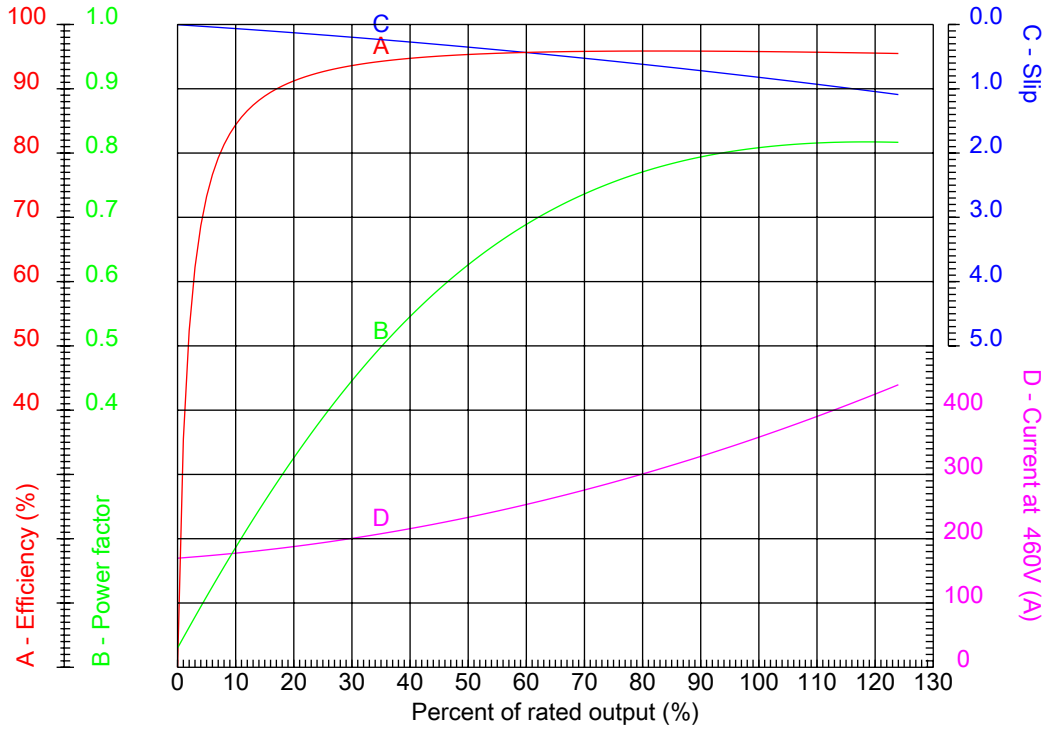


No.:

Date: 28-MAR-2018

PERFORMANCE CURVES RELATED TO RATED OUTPUT

Three-phase induction motor - Squirrel cage rotor



Customer :
Product line : W22 NEMA Premium - Ball Bearings

Frame : 447/9T	Locked rotor current (I _l /I _n) : 7.7
Output : 300 HP	Duty cycle : S1
Frequency : 60 Hz	Service factor : 1.15
Full load speed : 1190 rpm	Design : A
Voltage : 460 V	Locked rotor torque : 270 %
Rated current : 356 A	Breakdown torque : 300 %
Insulation class : F	

Notes:

Performed by

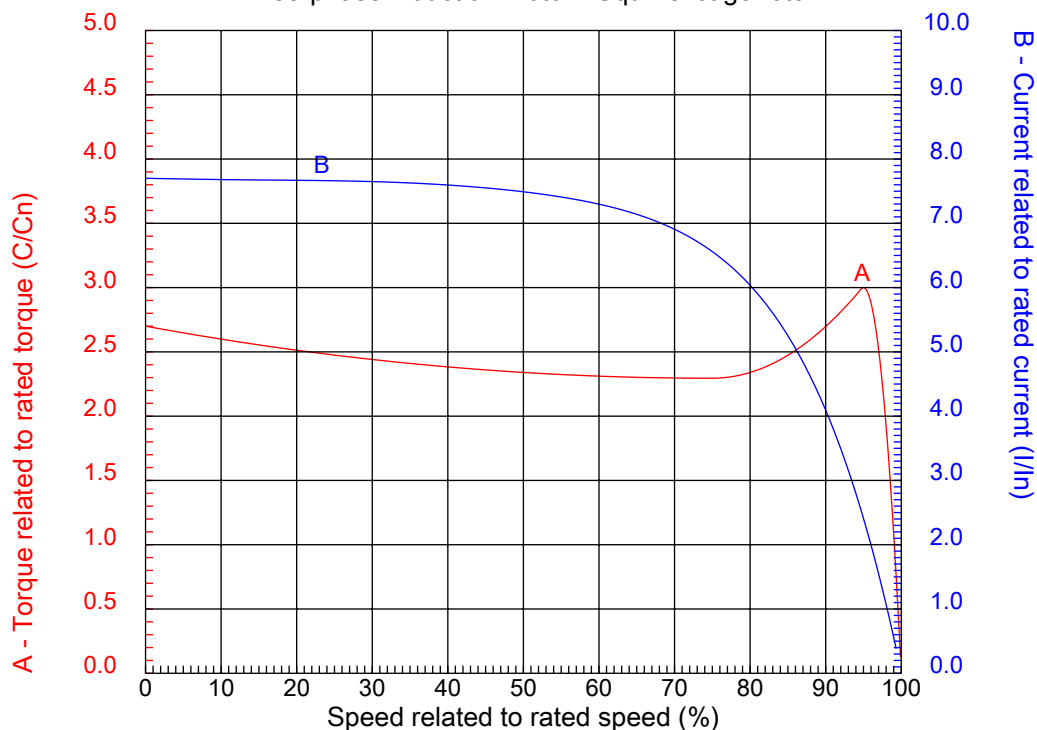
Checked



No.:

Date: 28-MAR-2018

CHARACTERISTIC CURVES RELATED TO SPEED Three-phase induction motor - Squirrel cage rotor



Customer :
Product line : W22 NEMA Premium - Ball Bearings

Frame	: 447/9T	Locked rotor current (I _l /I _n)	: 7.7
Output	: 300 HP	Duty cycle	: S1
Frequency	: 60 Hz	Service factor	: 1.15
Full load speed	: 1190 rpm	Design	: A
Voltage	: 460 V	Locked rotor torque	: 270 %
Rated current	: 356 A	Breakdown torque	: 300 %
Insulation class	: F		

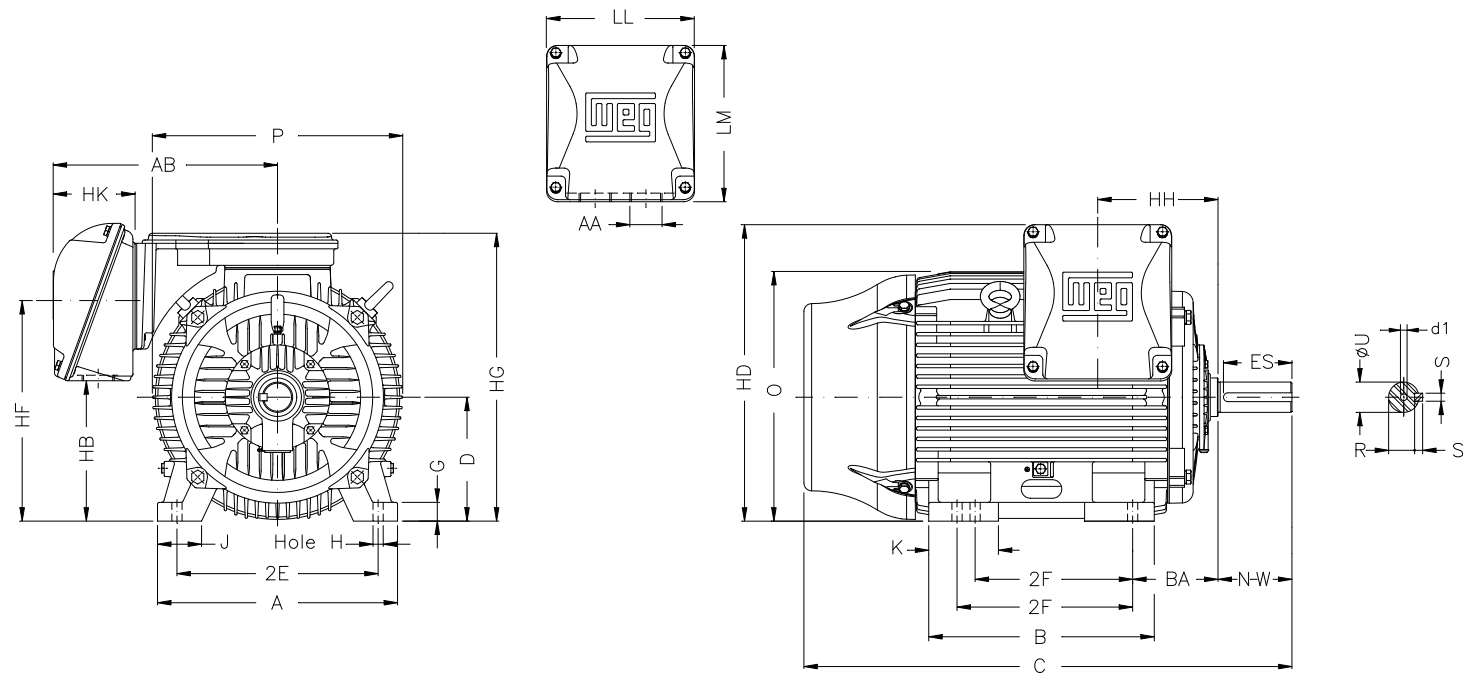
Notes:

Performed by

Checked

1 2 3 4 5 6 7 8

A
B
C
D
E
F



Notes:

2E 18.000	J 3.937	A 21.929	P 23.583	AB 20.559
2F 20.000/25.000	K 11.772	B 31.535	BA 7.500	U 3.375
N-W 8.500	ES 7.087	S 0.875	R 2.880	depth 0.875
D 11.000	G 1.630	HB 12.488	O 22.795	HD 27.527
HF 20.724	HG 26.830	HH 11.811	HK 6.929	EV 1.929
H 0.810	C 56.338	LL 14.921	LM 15.039	AA 2xNPT 3"
d1 DUNC 3/4"-10				

Performed by:


Checked:

Customer:

W22 NEMA Premium - Ball Bearings

Three-phase induction motor
Frame 447/9T - IP55

28-MAR-2018



1 2 3 4 5 6 7 8

A

PART-WINDING

WYE-DELTA

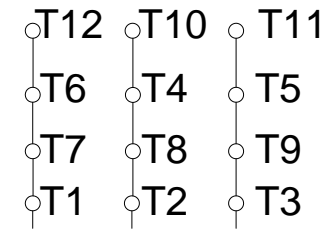
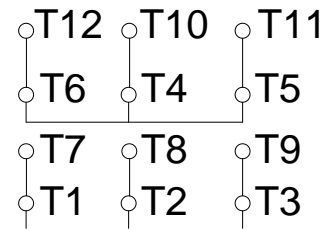
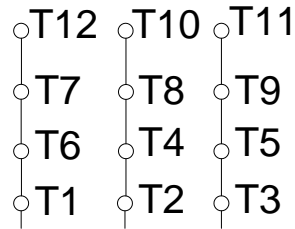
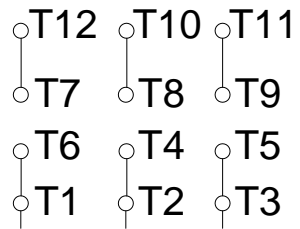
START

RUN

START

RUN

B



C

L1 L2 L3

L1 L2 L3

L1 L2 L3

L1 L2 L3

D

E

F

Notes:

Performed by:

Checked:

Customer:

W22 NEMA Premium - Ball Bearings

Three-phase induction motor
Frame 447/9T - IP55

28-MAR-2018

