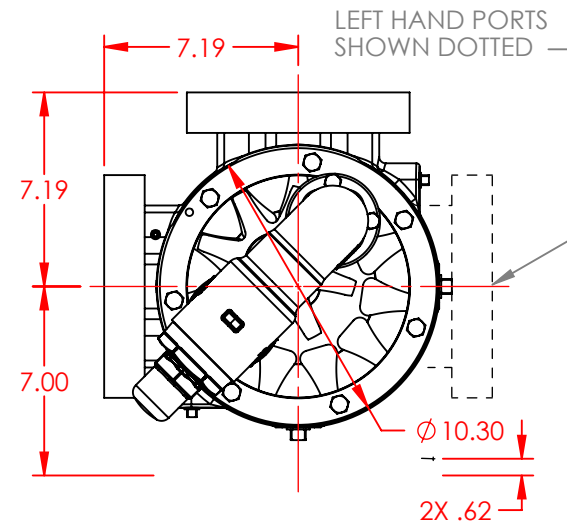
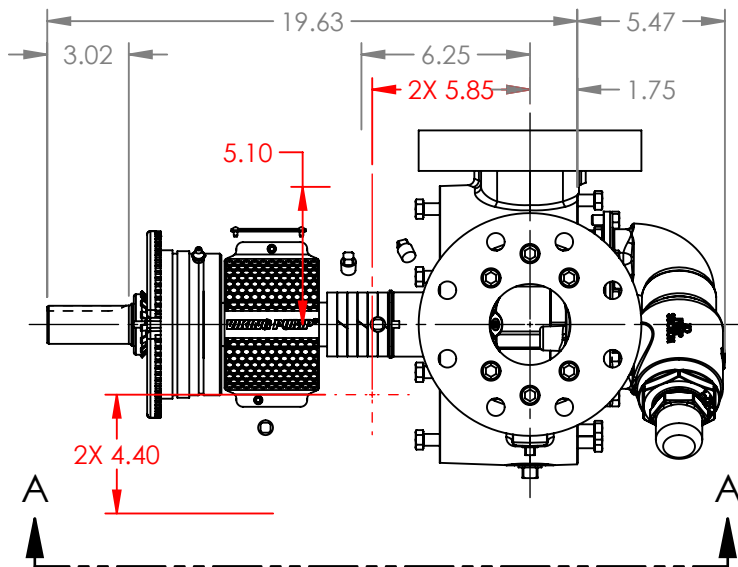
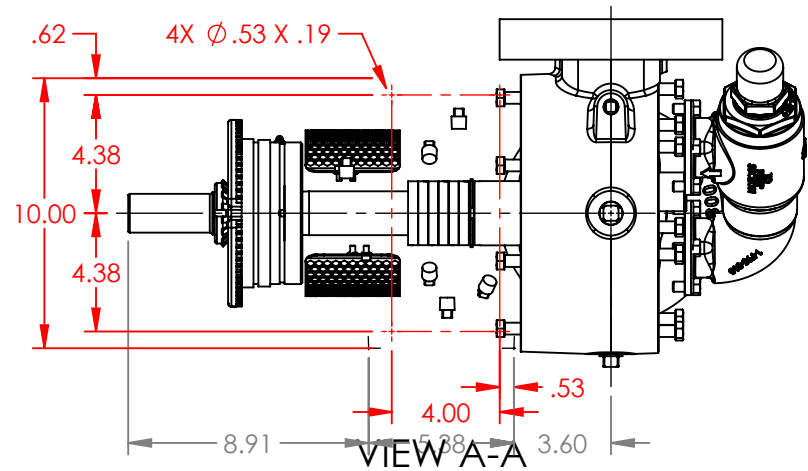


PORTS: 2X 3" FLANGES  
 DRILLED AND TAPPED  
 SUITABLE FOR USE WITH  
 CLASS 250 ANSI FLANGES  
 (224C, 1224C, 4224C)  
 CLASS 300 ANSI FLANGES  
 (223C, 4223C, 227C, 1227C, 4227C)



MODELS WITH OPTIONAL FLANGED PORTS:  
 L223C, L4223C, L224C, L1224C, L4224C, L227C, L1227C, L4227C

NOTES:  
 1. ALL DIMENSIONS ARE FOR REFERENCE ONLY.

STATE	Released	02/29/2024
DRAWN	dalcom	07/07/2023
CHECKED	DTL	02/28/2024

DIMENSIONS ARE IN INCHES	
PROJECT:	E330
WAS:	



VIKING PUMP, INC.  
 A Unit of IDEX Corporation  
 Cedar Falls, IA 50613 U.S.A.  
 VIKINGPUMP.COM

THIS DRAWING IS THE PROPERTY OF VIKING PUMP, INC. AND IS PROPRIETARY IN GENERAL AND DETAIL. IT SHALL NOT BE COPIED OR ITS CONTENTS REVEALED TO OUTSIDE PARTIES WITHOUT THE WRITTEN CONSENT OF VIKING PUMP, INC.

3D

DWG. NO.  
 LV-4532

SHEET 1 OF 1

REV. A.1

02/29/2024