

MODELS: GB-425073-R0O-D, GB-425073-R1O-D

- NOTES:
1. COUPLING GUARD NOT SHOWN IN TOP VIEW.
 2. ALL DIMENSIONS ARE FOR REFERENCE ONLY.

DATA SHEET

Three Phase Induction Motor - Squirrel Cage



Customer :

Product line : W22 NEMA Premium Efficiency Three-Phase Product code : 11626903
Catalog # : 15012ET3E447T-W22

Frame	: 445/7T	Locked rotor time	: 36s (cold) 20s (hot)
Output	: 150 HP (110 kW)	Temperature rise	: 80 K
Poles	: 6	Duty cycle	: Cont.(S1)
Frequency	: 60 Hz	Ambient temperature	: -20°C to +40°C
Rated voltage	: 208-230/460 V	Altitude	: 1000 m.a.s.l.
Rated current	: 389-352/176 A	Protection degree	: IP55
L. R. Amperes	: 2413-2182/1091 A	Cooling method	: IC411 - TEFC
LRC	: 6.2x(Code G)	Mounting	: F-1
No load current	: 129-150/75.0 A	Rotation ¹	: Both (CW and CCW)
Rated speed	: 1185 rpm	Noise level ²	: 69.0 dB(A)
Slip	: 1.25 %	Starting method	: Direct On Line
Rated torque	: 90.6 kgfm	Approx. weight ³	: 1043 kg
Locked rotor torque	: 240 %		
Breakdown torque	: 260 %		
Insulation class	: F		
Service factor	: 1.15		
Moment of inertia (J)	: 5.63 kgm ²		
Design	: B		

Output	50%	75%	100%	Foundation loads	
Efficiency (%)	95.0	95.4	95.8	Max. traction	: 2172 kgf
Power Factor	0.67	0.78	0.82	Max. compression	: 3215 kgf

	Drive end	Non drive end
Bearing type	: 6319 C3	6316 C3
Sealing	: WSeal	WSeal
Lubrication interval	: 13000 h	16000 h
Lubricant amount	: 45 g	34 g
Lubricant type	Mobil Polyrex EM	

Notes

This revision replaces and cancel the previous one, which must be eliminated.

- (1) Looking the motor from the shaft end.
- (2) Measured at 1m and with tolerance of +3dB(A).
- (3) Approximate weight subject to changes after manufacturing process.
- (4) At 100% of full load.

These are average values based on tests with sinusoidal power supply, subject to the tolerances stipulated in NEMA MG-1.

Rev.	Changes Summary	Performed	Checked	Date
Performed by				
Checked by				
Date	23/05/2018			

Page 1 / 6
Revision

TORQUE AND CURRENT VS SPEED CURVE

Three Phase Induction Motor - Squirrel Cage



Customer :

Product line

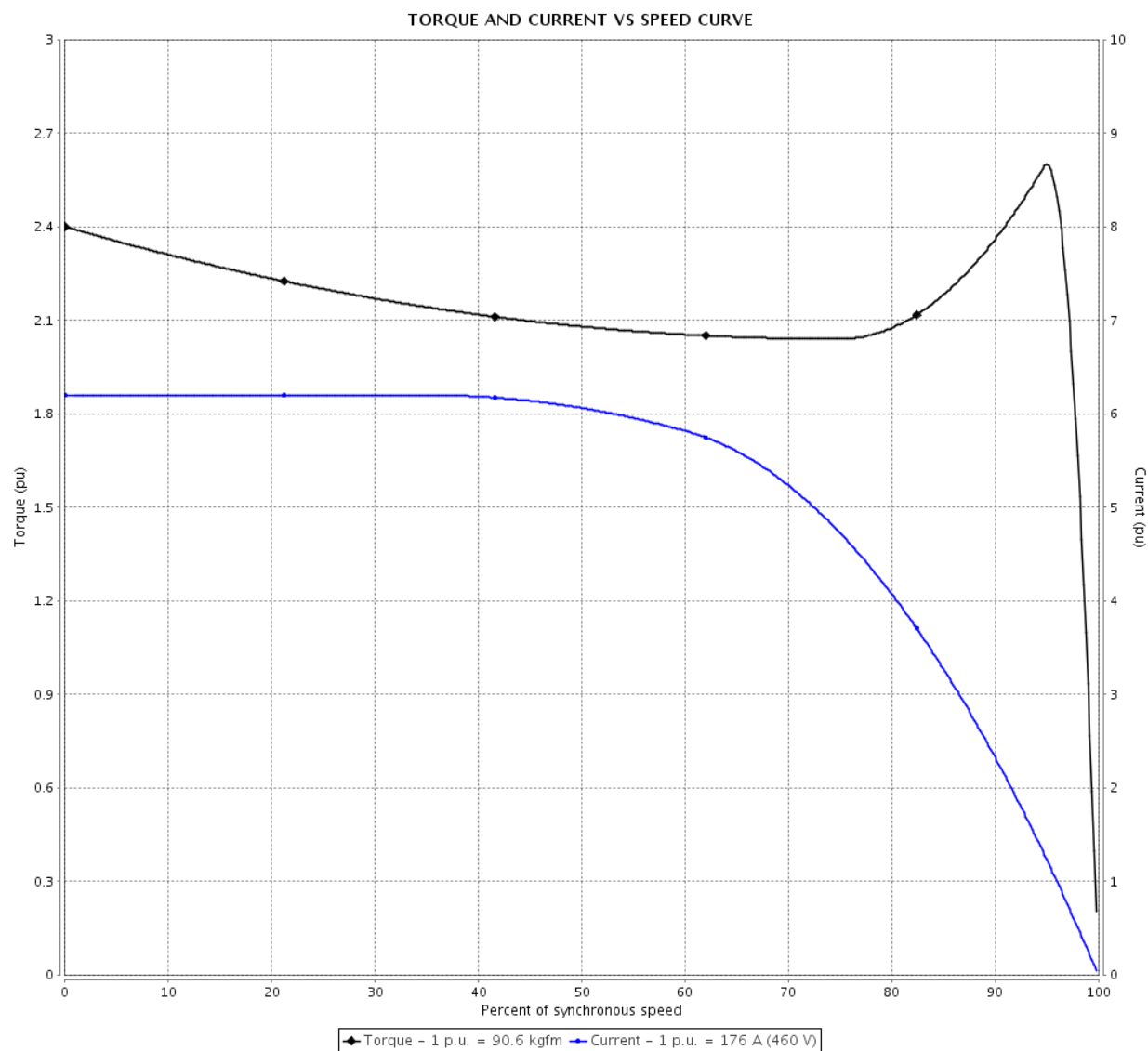
: W22 NEMA Premium Efficiency
Three-Phase

Product code :

11626903

Catalog # :

15012ET3E447T-W22



Performance : 208-230/460 V 60 Hz 6P

Rated current : 389-352/176 A
LRC : 6.2
Rated torque : 90.6 kgfm
Locked rotor torque : 240 %
Breakdown torque : 260 %
Rated speed : 1185 rpm

Moment of inertia (J) : 5.63 kgm²
Duty cycle : Cont.(S1)
Insulation class : F
Service factor : 1.15
Temperature rise : 80 K
Design : B

Locked rotor time : 36s (cold) 20s (hot)

Rev.	Changes Summary	Performed	Checked	Date
Performed by		<div>Page 2 / 6</div> <div>Revision</div>		
Checked by				
Date	23/05/2018			

LOAD PERFORMANCE CURVE

Three Phase Induction Motor - Squirrel Cage

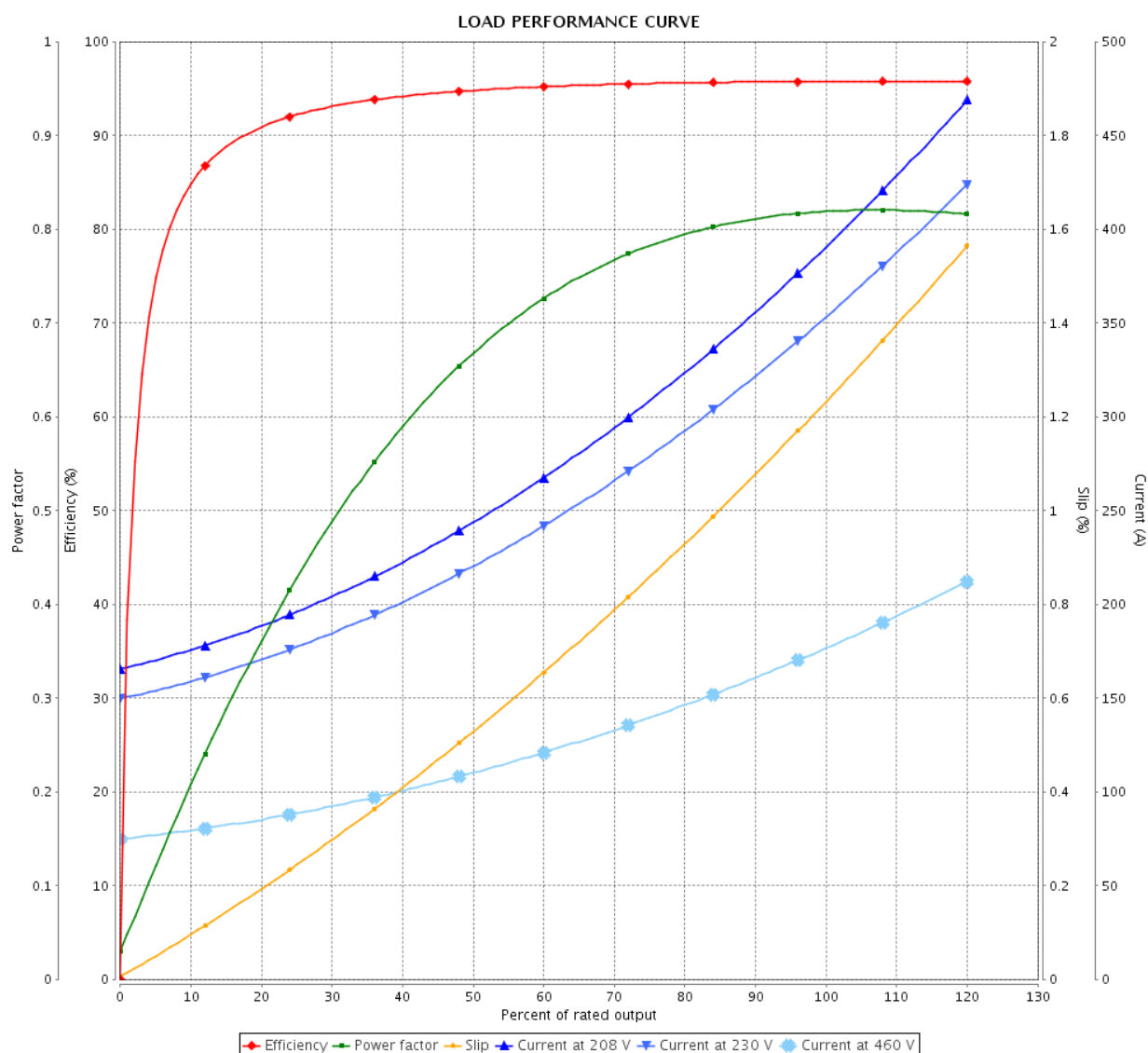


Customer :

Product line : W22 NEMA Premium Efficiency
Three-Phase

Product code : 11626903

Catalog # : 15012ET3E447T-W22



Performance : 208-230/460 V 60 Hz 6P

Rated current : 389-352/176 A
LRC : 6.2
Rated torque : 90.6 kgfm
Locked rotor torque : 240 %
Breakdown torque : 260 %
Rated speed : 1185 rpm

Moment of inertia (J) : 5.63 kgm²
Duty cycle : Cont.(S1)
Insulation class : F
Service factor : 1.15
Temperature rise : 80 K
Design : B

Rev.	Changes Summary	Performed	Checked	Date
Performed by		Page 3 / 6Revision		
Checked by				
Date	23/05/2018			

THERMAL LIMIT CURVE

Three Phase Induction Motor - Squirrel Cage



Customer

:

Product line

: W22 NEMA Premium Efficiency
Three-Phase

Product code :

11626903

Catalog # :

15012ET3E447T-W22

Performance : 208-230/460 V 60 Hz 6P

Rated current : 389-352/176 A

LRC : 6.2

Rated torque : 90.6 kgfm

Locked rotor torque : 240 %

Breakdown torque : 260 %

Rated speed : 1185 rpm

Moment of inertia (J) : 5.63 kgm²

Duty cycle : Cont.(S1)

Insulation class : F

Service factor : 1.15

Temperature rise : 80 K

Design : B

Heating constant

Cooling constant

Rev.

Changes Summary

Performed

Checked

Date

Performed by

Checked by

Date

23/05/2018

Page

4 / 6

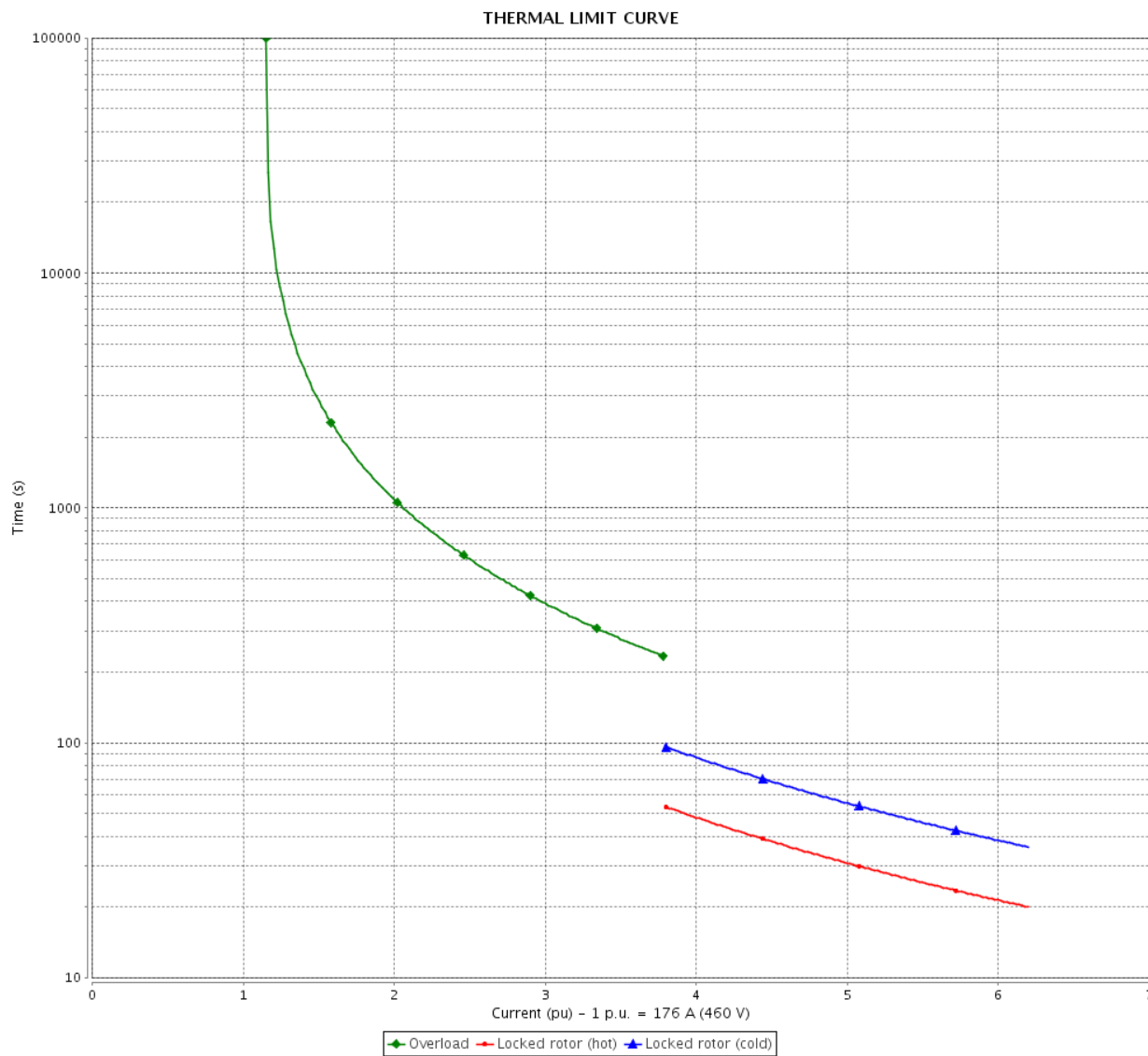
Revision

THERMAL LIMIT CURVE

Three Phase Induction Motor - Squirrel Cage



Customer : _____



Rev.	Changes Summary		Performed	Checked	Date
Performed by					
Checked by					
Date	23/05/2018				
				Page 5 / 6	Revision

VFD OPERATION CURVE

Three Phase Induction Motor - Squirrel Cage

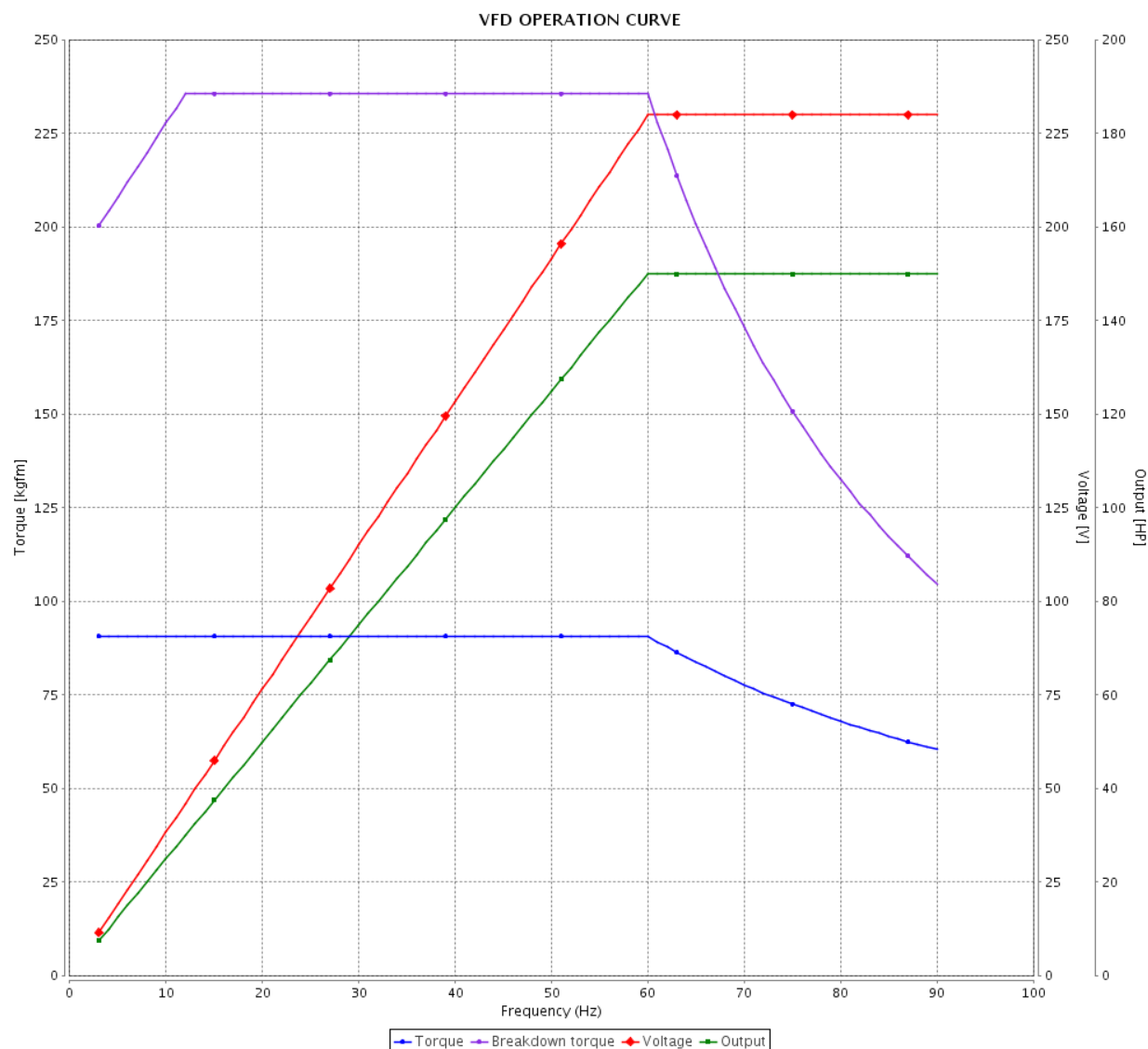


Customer :

Product line : W22 NEMA Premium Efficiency
Three-Phase

Product code : 11626903

Catalog # : 15012ET3E447T-W22



Performance : 208-230/460 V 60 Hz 6P

Rated current : 389-352/176 A
LRC : 6.2
Rated torque : 90.6 kgfm
Locked rotor torque : 240 %
Breakdown torque : 260 %
Rated speed : 1185 rpm

Moment of inertia (J) : 5.63 kgm²
Duty cycle : Cont.(S1)
Insulation class : F
Service factor : 1.15
Temperature rise : 80 K
Design : B

Rev.	Changes Summary		Performed	Checked	Date
Performed by				Page	Revision
Checked by				6 / 6	
Date					

MODEL 10012ET3E444T-W22

MADE IN MEXICO

11355339


W22 NEMA
CC029A Premium
*Inverter Duty Motor
Severe Duty*

**3PT9
LISTED**

 FOR SAFE AREA
 MOD.TE1BFOXON

C US
 Energy Verified

For 60Hz: Class I, Div 2, Gr. A, B, C and D - T3

Class I, Zone 2, IIC - T3

Class II, Div 2, Gr. F and G - T3C

 For 60Hz use on PWM, Gr. A, B, C, D and F,
 VT 1000:1, CT 20:1, 1.0SF, T3A

PH 3 FR 444/5T HP(kW) 100.0(75.0) Hz 60

V 230/460 A 242/121 RPM 1185 DES B

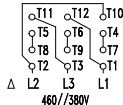
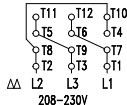
 NEMA NOM EFF 95.0 % INS. CL. F Δ T 80 K IP55

ENCL TEFC DUTY CONT. AMB. 40°C

CODE G PF 0.82 SF 1.25 SFA 303/151

USABLE @208V 268 A SF 1.10 SFA 295

100HP 75kW 50Hz 380V 145A 980RPM SF1.00 EFF 93.6% (IE1)



→ 6319-C3 (45g)

→ 6316-C3 (34g)

 MOBIL POLYREX EM
 13000 h

ALT 1000 m.a.s.l. 1676 Lbs