

- NOTES:
1. COUPLING GUARD NOT SHOWN IN TOP VIEW.
  2. ALL DIMENSIONS ARE FOR REFERENCE ONLY.

MODELS: GB-425021-R00-D, GB-425021-R10-D

STATE	Released	07/19/2023	DIMENSIONS ARE IN INCHES
DRAWN	bmanternach	2/9/2023	
CHECKED	BAM	07/19/2023	



VIKING PUMP, INC.  
A Unit of IDEX Corporation  
Cedar Falls, IA 50613  
U.S.A.

THIS DRAWING IS THE PROPERTY OF VIKING PUMP, INC. AND IS PROPRIETARY IN GENERAL AND DETAIL. IT SHALL NOT BE COPIED OR ITS CONTENTS REVEALED TO OUTSIDE PARTIES WITHOUT THE WRITTEN CONSENT OF VIKING PUMP, INC.

**3D** DWG. NO.  
GPV-25021-6

SHEET 1 OF 1  
REV. A.1  
07/19/2023



No.:

Date: 28-MAR-2018

Customer :

TECHNICAL PROPOSAL

Three-phase induction motor - Squirrel cage rotor

Product line : W22 NEMA Premium - Ball Bearings

Catalog Number : 30012ET3G449T-W22

List Price : \$ Contact us for new item

Notes:

Performed by:

Checked:



No.:

Date: 28-MAR-2018

## DATA SHEET

### Three-phase induction motor - Squirrel cage rotor

Customer :  
Product line : W22 NEMA Premium - Ball Bearings

Frame : 447/9T  
Output : 300 HP  
Frequency : 60 Hz  
Poles : 6  
Full load speed : 1190 rpm  
Slip : 0.83 %  
Voltage : 460 V  
Rated current : 356 A  
Locked rotor current : 2740 A  
Locked rotor current (I<sub>L</sub>/I<sub>n</sub>) : 7.7  
No-load current : 170 A  
Full load torque : 1306 lb.ft  
Locked rotor torque : 270 %  
Breakdown torque : 300 %  
Design : A  
Insulation class : F  
Temperature rise : 80 K  
Locked rotor time : 10 s (hot)  
Service factor : 1.15  
Duty cycle : S1  
Ambient temperature : -20°C - +40°C  
Altitude : 1000 m  
Degree of Protection : IP55  
Approximate weight : 3197 lb  
Moment of inertia : 144.52 sq.ft.lb  
Noise level : 70 dB(A)

	D.E.	N.D.E.	Load	Power factor	Efficiency (%)
Bearings	6322 C3	6319 C3	100%	0.81	95.8
Regreasing interval	11000 h	13000 h	75%	0.75	95.8
Grease amount	60 g	45 g	50%	0.63	95.4

Notes:

Performed by

Checked

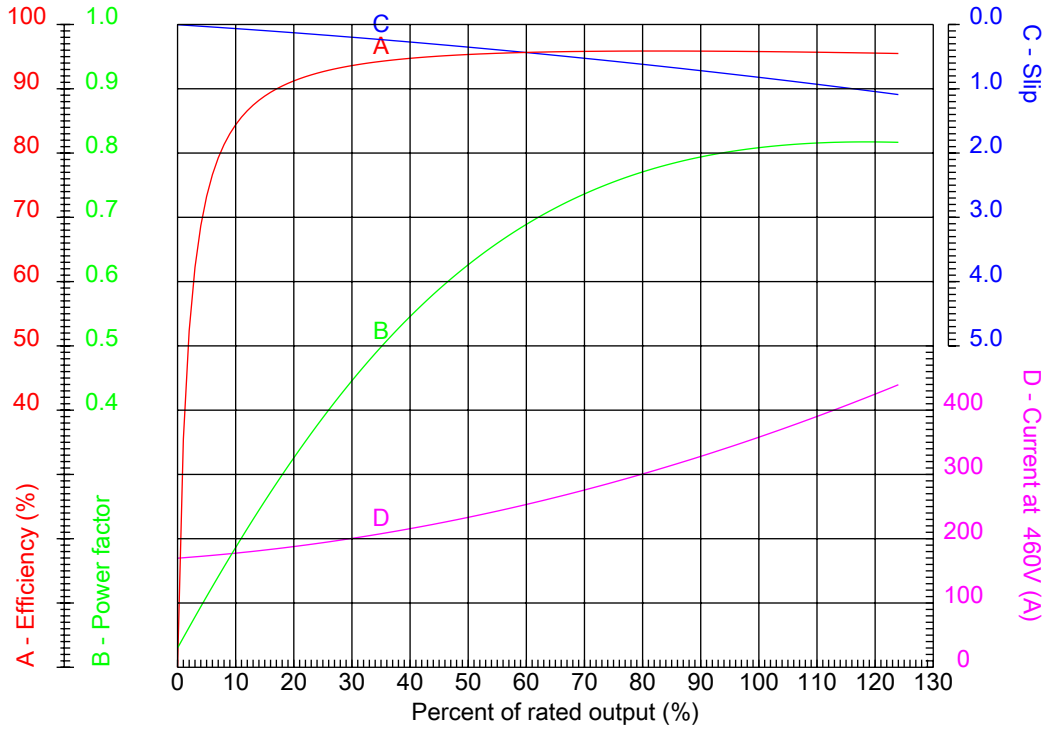


No.:

Date: 28-MAR-2018

PERFORMANCE CURVES RELATED TO RATED OUTPUT

Three-phase induction motor - Squirrel cage rotor



Customer :  
 Product line : W22 NEMA Premium - Ball Bearings

Frame : 447/9T	Locked rotor current (I <sub>l</sub> /I <sub>n</sub> ) : 7.7
Output : 300 HP	Duty cycle : S1
Frequency : 60 Hz	Service factor : 1.15
Full load speed : 1190 rpm	Design : A
Voltage : 460 V	Locked rotor torque : 270 %
Rated current : 356 A	Breakdown torque : 300 %
Insulation class : F	

Notes:

Performed by

Checked

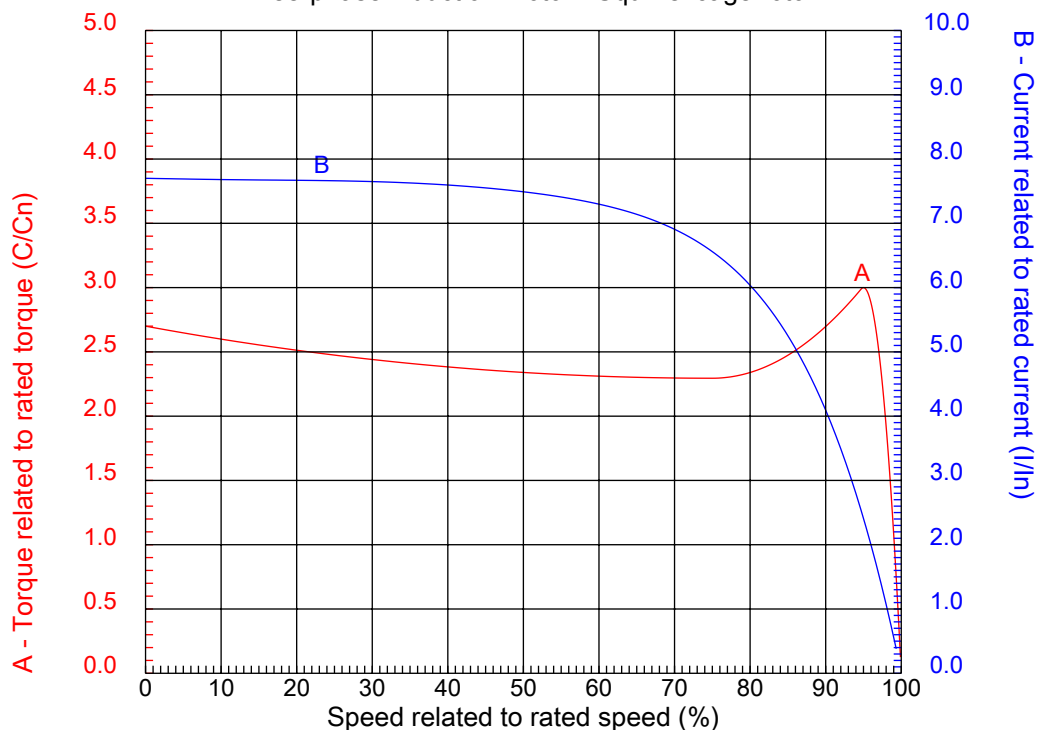


No.:

Date: 28-MAR-2018

### CHARACTERISTIC CURVES RELATED TO SPEED

Three-phase induction motor - Squirrel cage rotor



Customer :  
Product line : W22 NEMA Premium - Ball Bearings

Frame	: 447/9T	Locked rotor current (I <sub>l</sub> /I <sub>n</sub> )	: 7.7
Output	: 300 HP	Duty cycle	: S1
Frequency	: 60 Hz	Service factor	: 1.15
Full load speed	: 1190 rpm	Design	: A
Voltage	: 460 V	Locked rotor torque	: 270 %
Rated current	: 356 A	Breakdown torque	: 300 %
Insulation class	: F		

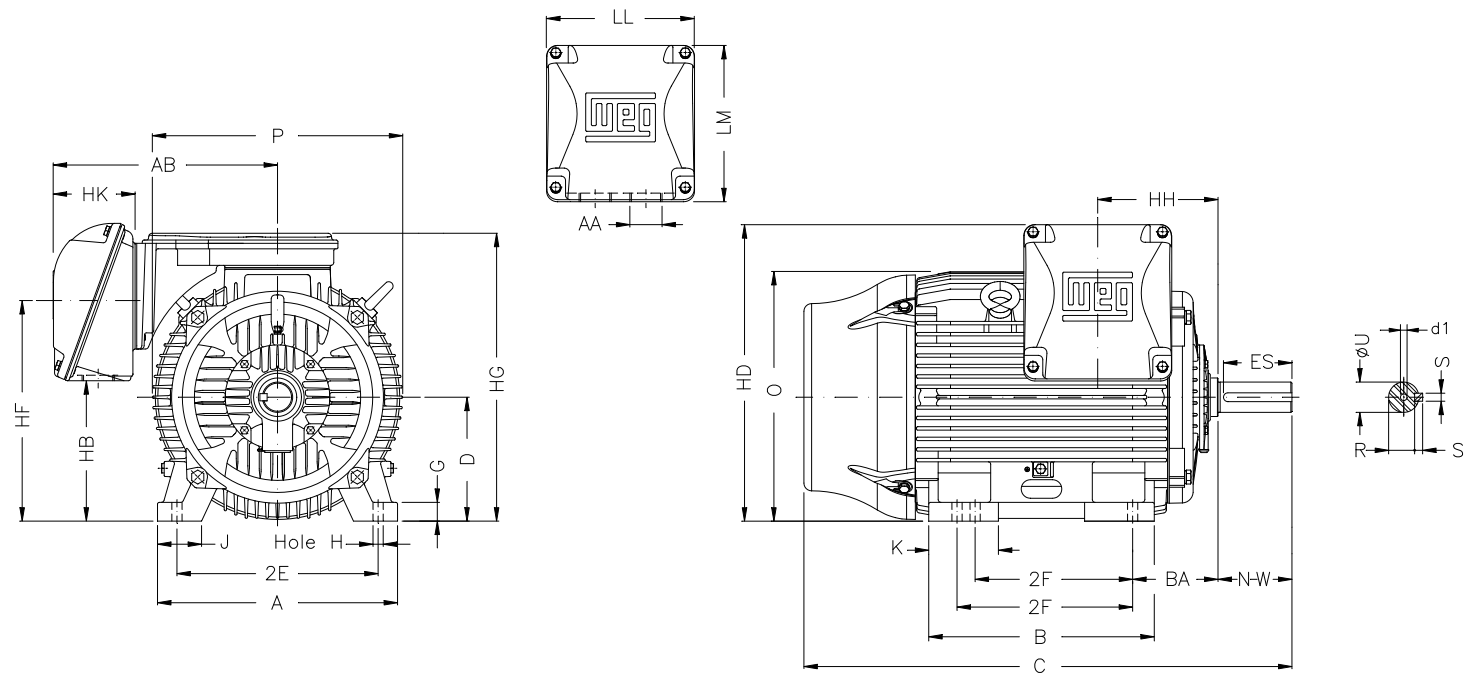
Notes:

Performed by

Checked

1 2 3 4 5 6 7 8

A  
B  
C  
D  
E  
F



Notes:

2E 18.000	J 3.937	A 21.929	P 23.583	AB 20.559
2F 20.000/25.000	K 11.772	B 31.535	BA 7.500	U 3.375
N-W 8.500	ES 7.087	S 0.875	R 2.880	depth 0.875
D 11.000	G 1.630	HB 12.488	O 22.795	HD 27.527
HF 20.724	HG 26.830	HH 11.811	HK 6.929	EV 1.929
H 0.810	C 56.338	LL 14.921	LM 15.039	AA 2xNPT 3"
d1 DUNC 3/4"-10				

Performed by:


Checked:

Customer:

W22 NEMA Premium - Ball Bearings

Three-phase induction motor  
Frame 447/9T - IP55

28-MAR-2018



1 2 3 4 5 6 7 8

A

### PART-WINDING

### WYE-DELTA

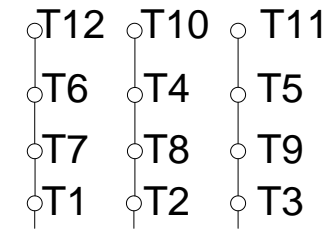
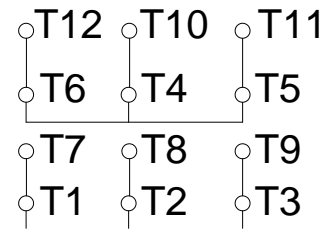
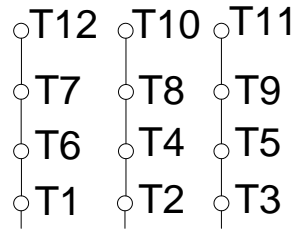
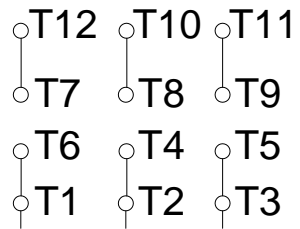
#### START

#### RUN

#### START

#### RUN

B



C

L1 L2 L3

L1 L2 L3

L1 L2 L3

L1 L2 L3

D

E

F

Notes:

Performed by:

Checked:

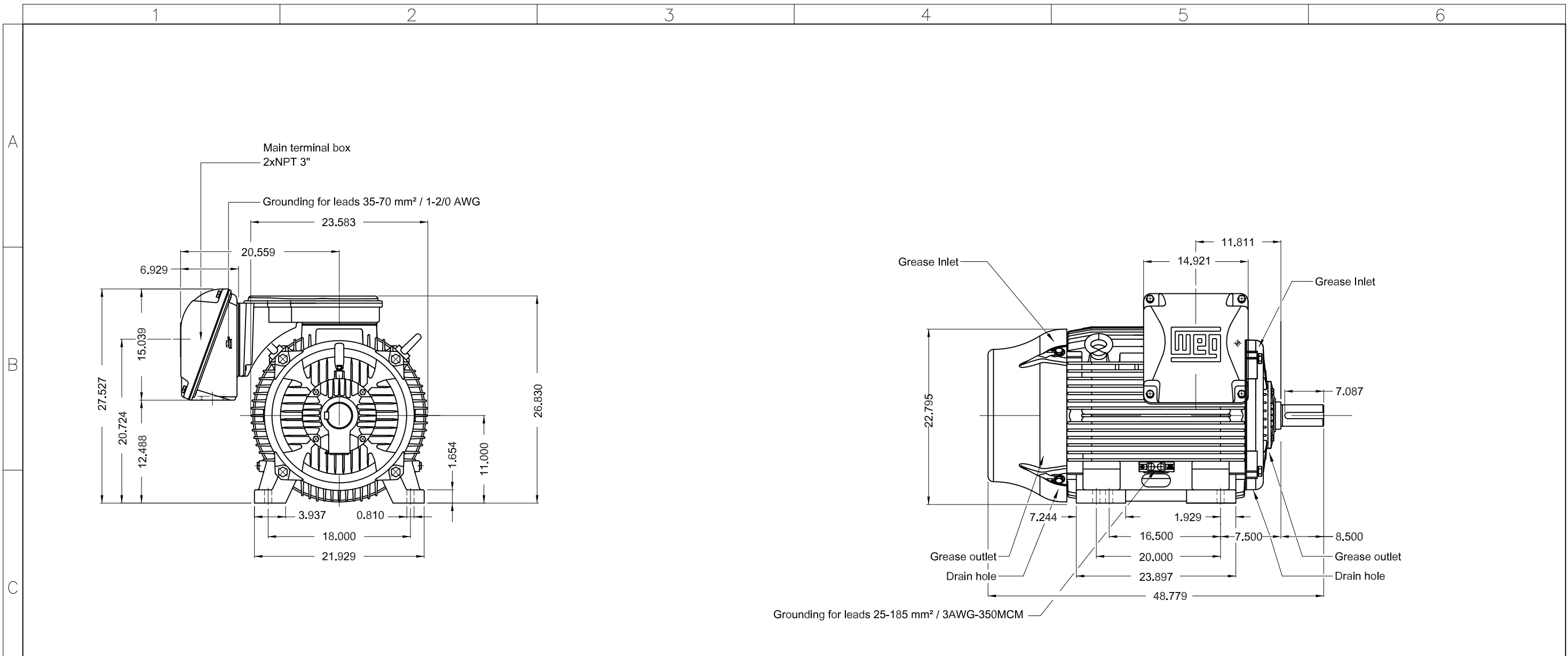
Customer:

W22 NEMA Premium - Ball Bearings

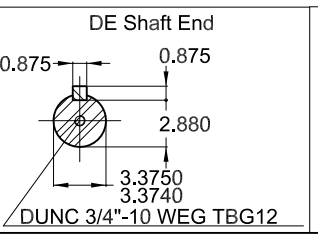
Three-phase induction motor  
Frame 447/9T - IP55

28-MAR-2018





Color RAL 5009  
 Painting plan 203A  
 Mounting B3R(D)



150 HP 06 Poles 60Hz A

ECM	LOC	SUMMARY OF MODIFICATIONS	EXECUTED	CHECKED	RELEASED	DATE	VER
EXECUTED	USERADMIN	THREE PHASE W22 MOTOR - NEMA PREMIUM EFF					
CHECKED		FRAME 445/7T IP55 TEFC					
RELEASED							
REL DT	WMO	Jaragua do Sul	Product Engineering				

**PREVIEW**  
 WDD  
 SHEET 1 / 1