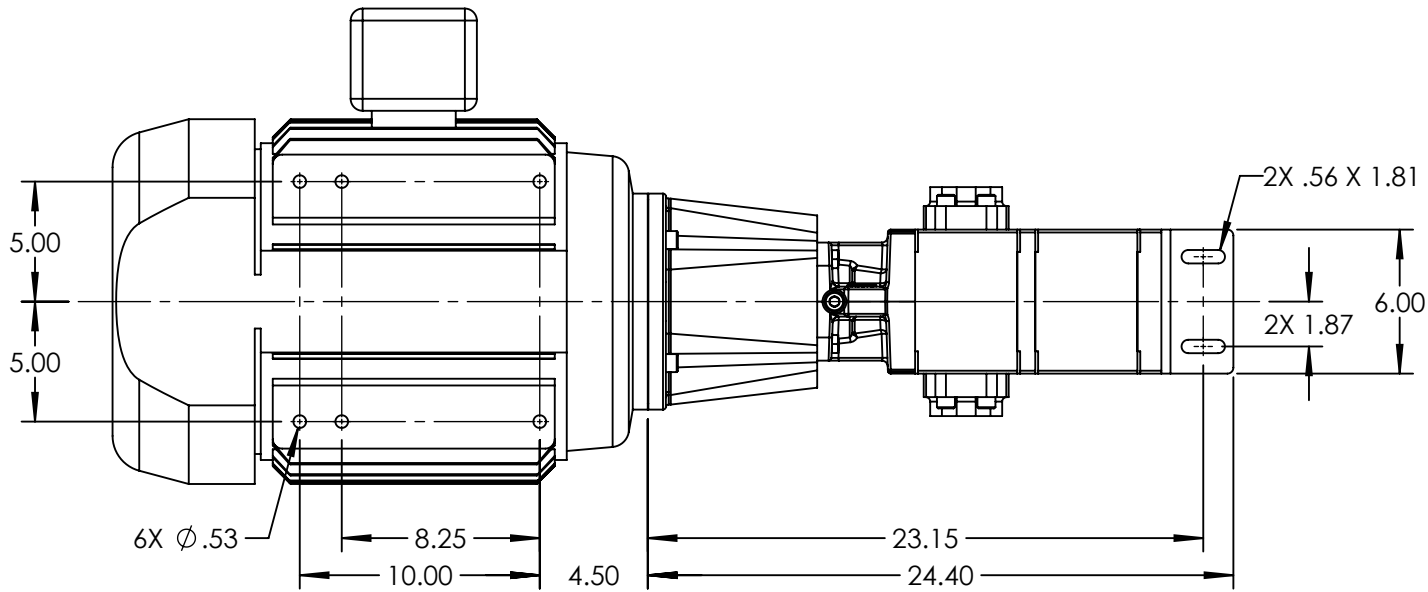
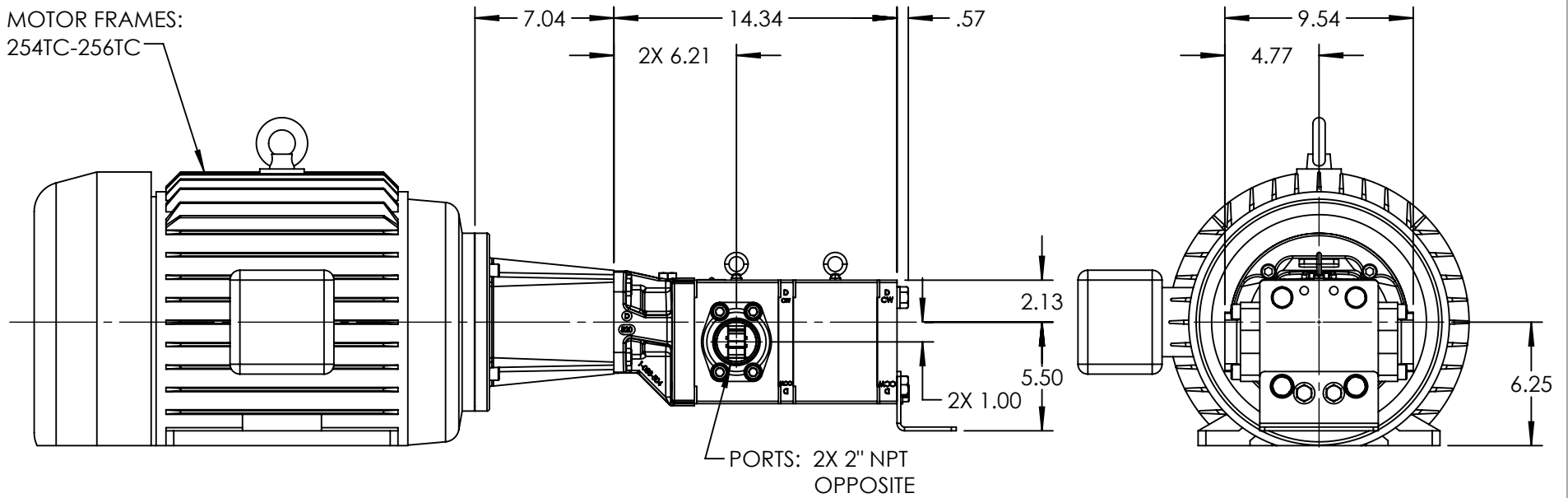


MOTOR FRAMES:  
254TC-256TC



NOTES:

1. ALL DIMENSIONS ARE FOR REFERENCE ONLY.

STANDARD MODELS: GB-41018-G00-M, GB-41018-G10-M

STATE	Released	07/15/2021
DRAWN	bmanernach	6/22/2021
CHECKED	JAG	07/15/2021

DIMENSIONS ARE IN INCHES
PROJECT: E331
WAS:



VIKING PUMP, INC.  
A Unit of IDEX Corporation  
Cedar Falls, IA 50613  
U.S.A.

THIS DRAWING IS THE PROPERTY OF  
VIKING PUMP, INC. AND IS PROPRIETARY  
IN GENERAL AND DETAIL. IT SHALL NOT BE  
COPIED OR ITS CONTENTS REVEALED TO  
OUTSIDE PARTIES WITHOUT THE WRITTEN  
CONSENT OF VIKING PUMP, INC.

3D

DWG. NO. SHEET 1 OF 1  
GPV-1018-030-U

REV. A.0  
07/15/2021

# DATA SHEET


## Three Phase Induction Motor - Squirrel Cage



Customer	:				
Product line	: W22 NEMA Premium Efficiency Three-Phase		Product code :	12446945	
			Catalog # :	01518ET3E254TC-W22	
Frame	: 254/6TC		Locked rotor time	: 30s (cold) 17s (hot)	
Output	: 15 HP (11 kW)		Temperature rise	: 80 K	
Poles	: 4		Duty cycle	: Cont.(S1)	
Frequency	: 60 Hz		Ambient temperature	: -20°C to +40°C	
Rated voltage	: 208-230/460 V		Altitude	: 1000 m.a.s.l.	
Rated current	: 39.8-36.0/18.0 A		Protection degree	: IP55	
L. R. Amperes	: 255-230/115 A		Cooling method	: IC411 - TEFC	
LRC	: 6.4x(Code G)		Mounting	: F-1	
No load current	: 11.7-13.6/6.80 A		Rotation <sup>1</sup>	: Both (CW and CCW)	
Rated speed	: 1765 rpm		Noise level <sup>2</sup>	: 64.0 dB(A)	
Slip	: 1.94 %		Starting method	: Direct On Line	
Rated torque	: 44.0 ft.lb		Approx. weight <sup>3</sup>	: 316 lb	
Locked rotor torque	: 229 %				
Breakdown torque	: 270 %				
Insulation class	: F				
Service factor	: 1.25				
Moment of inertia (J)	: 2.62 sq.ft.lb				
Design	: B				
Output	25%	50%	75%	100%	
Efficiency (%)	90.2	91.0	91.7	92.4	
Power Factor	0.44	0.68	0.78	0.83	
			Foundation loads		
			Max. traction	: 489 lb	
			Max. compression	: 805 lb	
		<u>Drive end</u>	<u>Non drive end</u>		
Bearing type	:	6309 C3	6209 C3		
Sealing	:	V'Ring	V'Ring		
Lubrication interval	:	20000 h	20000 h		
Lubricant amount	:	13 g	9 g		
Lubricant type	:	Mobil Polyrex EM			
Notes					
This revision replaces and cancel the previous one, which must be eliminated. (1) Looking the motor from the shaft end. (2) Measured at 1m and with tolerance of +3dB(A). (3) Approximate weight subject to changes after manufacturing process. (4) At 100% of full load.			These are average values based on tests with sinusoidal power supply, subject to the tolerances stipulated in NEMA MG-1.		
Rev.	Changes Summary		Performed	Checked	Date
Performed by					
Checked by					
Date	23/08/2019			Page	Revision
				1 / 6	

# TORQUE AND CURRENT VS SPEED CURVE

Three Phase Induction Motor - Squirrel Cage

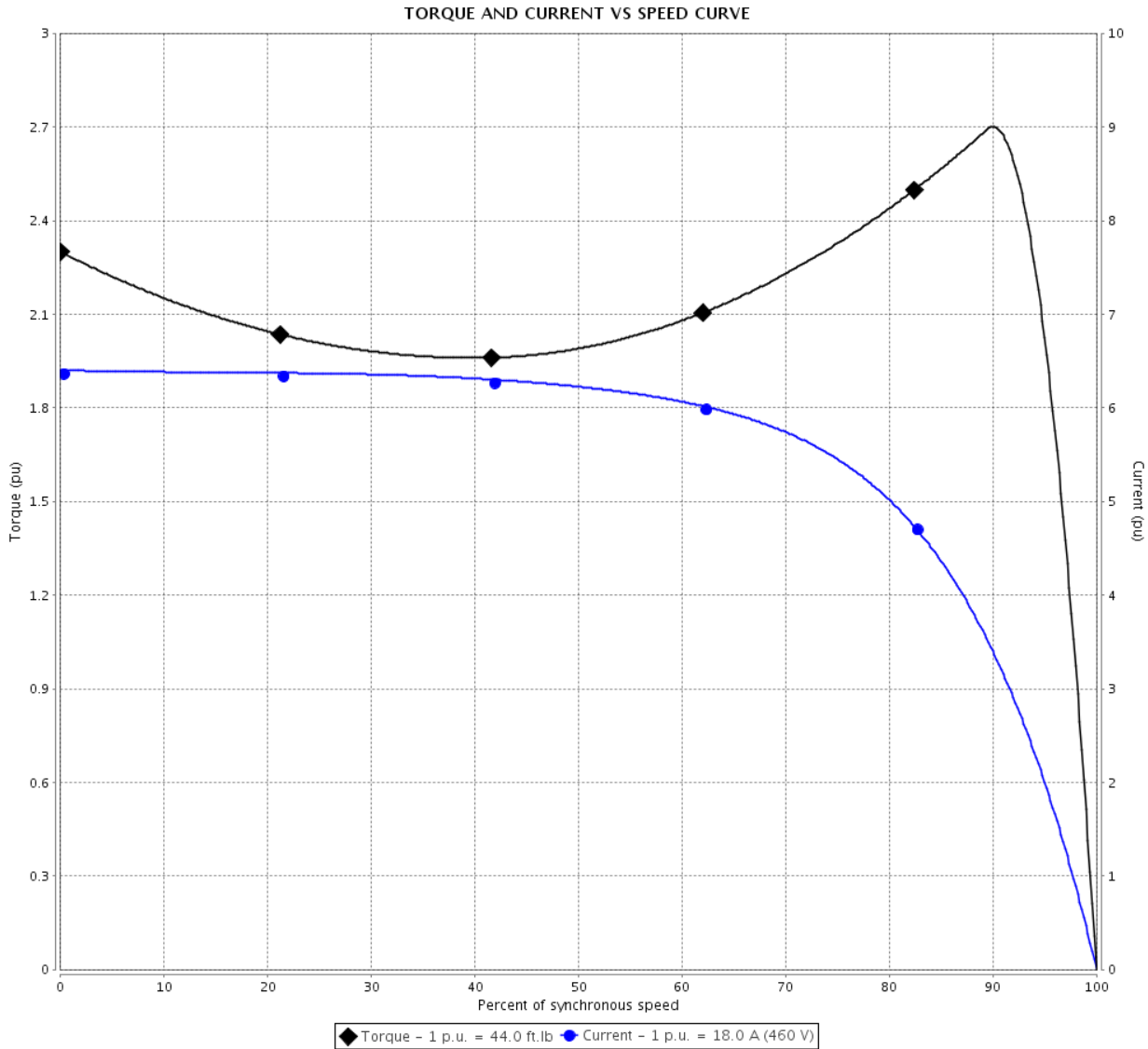


Customer :

Product line : W22 NEMA Premium Efficiency  
Three-Phase

Product code : 12446945

Catalog # : 01518ET3E254TC-W22



Performance : 208-230/460 V 60 Hz 4P

Rated current	: 39.8-36.0/18.0 A	Moment of inertia (J)	: 2.62 sq.ft.lb
LRC	: 6.4	Duty cycle	: Cont.(S1)
Rated torque	: 44.0 ft.lb	Insulation class	: F
Locked rotor torque	: 229 %	Service factor	: 1.25
Breakdown torque	: 270 %	Temperature rise	: 80 K
Rated speed	: 1765 rpm	Design	: B

Locked rotor time : 30s (cold) 17s (hot)

Rev.	Changes Summary	Performed	Checked	Date
Performed by			Page 2 / 6	Revision
Checked by				
Date	23/08/2019			

# LOAD PERFORMANCE CURVE

## Three Phase Induction Motor - Squirrel Cage

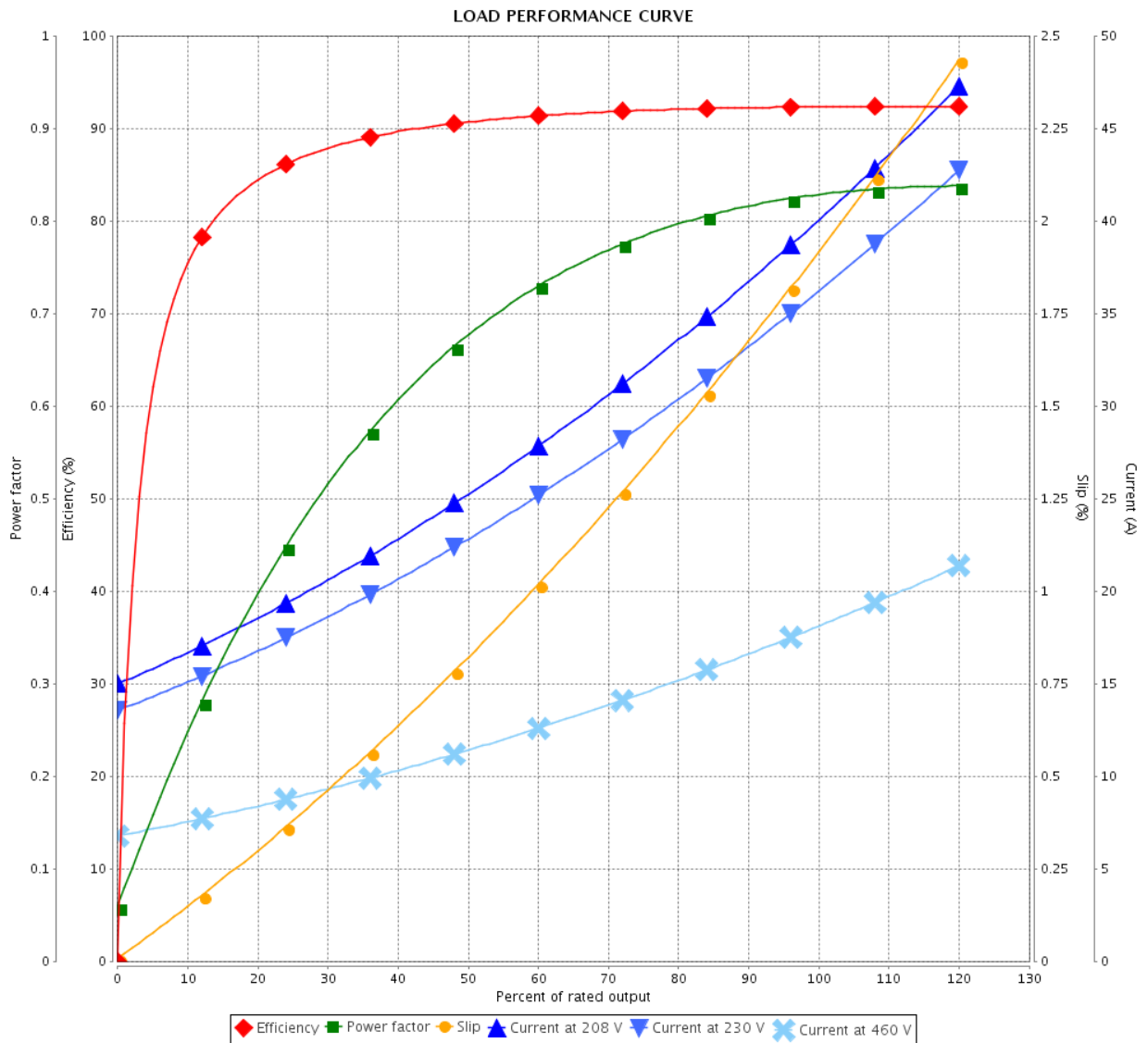


Customer :

Product line : W22 NEMA Premium Efficiency  
Three-Phase

Product code : 12446945

Catalog # : 01518ET3E254TC-W22



Performance : 208-230/460 V 60 Hz 4P

Rated current : 39.8-36.0/18.0 A  
 LRC : 6.4  
 Rated torque : 44.0 ft.lb  
 Locked rotor torque : 229 %  
 Breakdown torque : 270 %  
 Rated speed : 1765 rpm

Moment of inertia (J) : 2.62 sq.ft.lb  
 Duty cycle : Cont.(S1)  
 Insulation class : F  
 Service factor : 1.25  
 Temperature rise : 80 K  
 Design : B

Rev.	Changes Summary	Performed	Checked	Date
Performed by			Page	Revision
Checked by				
Date				

# THERMAL LIMIT CURVE



## Three Phase Induction Motor - Squirrel Cage

Customer :

Product line : W22 NEMA Premium Efficiency  
Three-Phase

Product code : 12446945

Catalog # : 01518ET3E254TC-W22

Performance : 208-230/460 V 60 Hz 4P

Rated current : 39.8-36.0/18.0 A  
LRC : 6.4  
Rated torque : 44.0 ft.lb  
Locked rotor torque : 229 %  
Breakdown torque : 270 %  
Rated speed : 1765 rpm

Moment of inertia (J) : 2.62 sq.ft.lb  
Duty cycle : Cont.(S1)  
Insulation class : F  
Service factor : 1.25  
Temperature rise : 80 K  
Design : B

Heating constant

Cooling constant

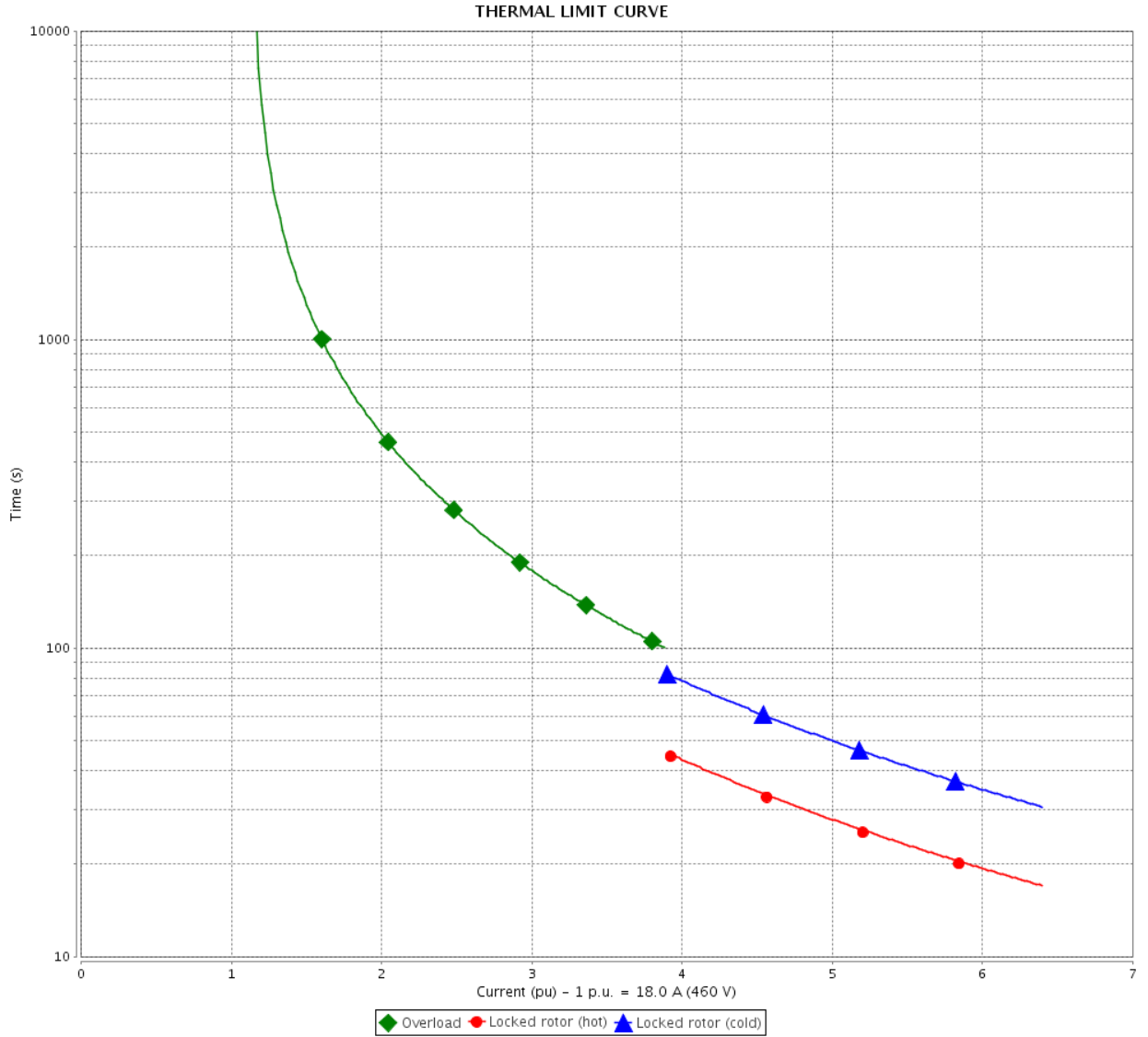
Rev.	Changes Summary	Performed	Checked	Date
Performed by				
Checked by			Page	Revision
Date	23/08/2019		4 / 6	

# THERMAL LIMIT CURVE

Three Phase Induction Motor - Squirrel Cage



Customer : \_\_\_\_\_



Rev.	Changes Summary	Performed	Checked	Date
Performed by		Page		Revision
Checked by		5 / 6		
Date		23/08/2019		

# VFD OPERATION CURVE

Three Phase Induction Motor - Squirrel Cage

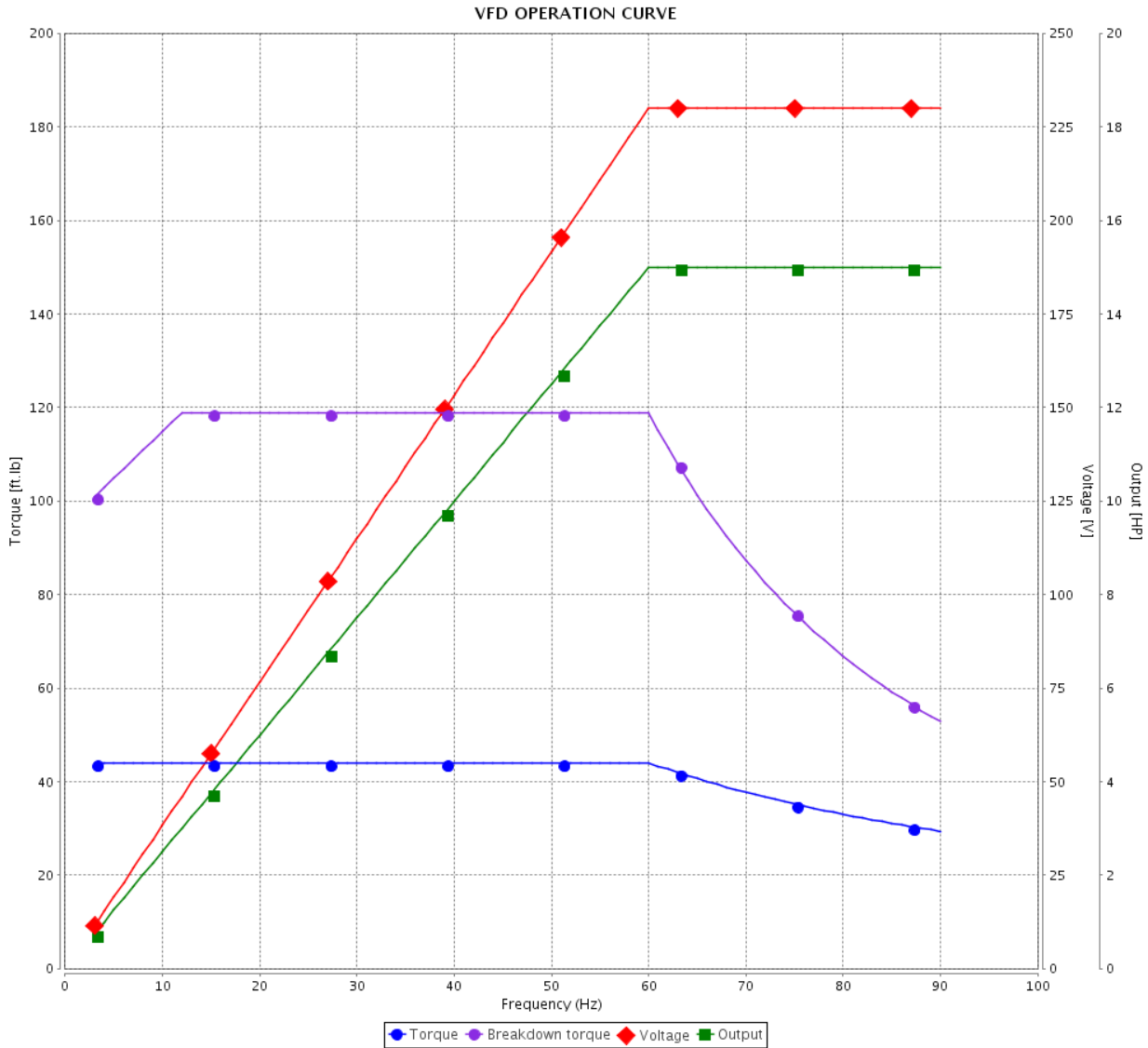


Customer : \_\_\_\_\_

Product line : W22 NEMA Premium Efficiency Three-Phase

Product code : 12446945

Catalog # : 01518ET3E254TC-W22



Performance : 208-230/460 V 60 Hz 4P

Rated current : 39.8-36.0/18.0 A  
 LRC : 6.4  
 Rated torque : 44.0 ft.lb  
 Locked rotor torque : 229 %  
 Breakdown torque : 270 %  
 Rated speed : 1765 rpm

Moment of inertia (J) : 2.62 sq.ft.lb  
 Duty cycle : Cont.(S1)  
 Insulation class : F  
 Service factor : 1.25  
 Temperature rise : 80 K  
 Design : B

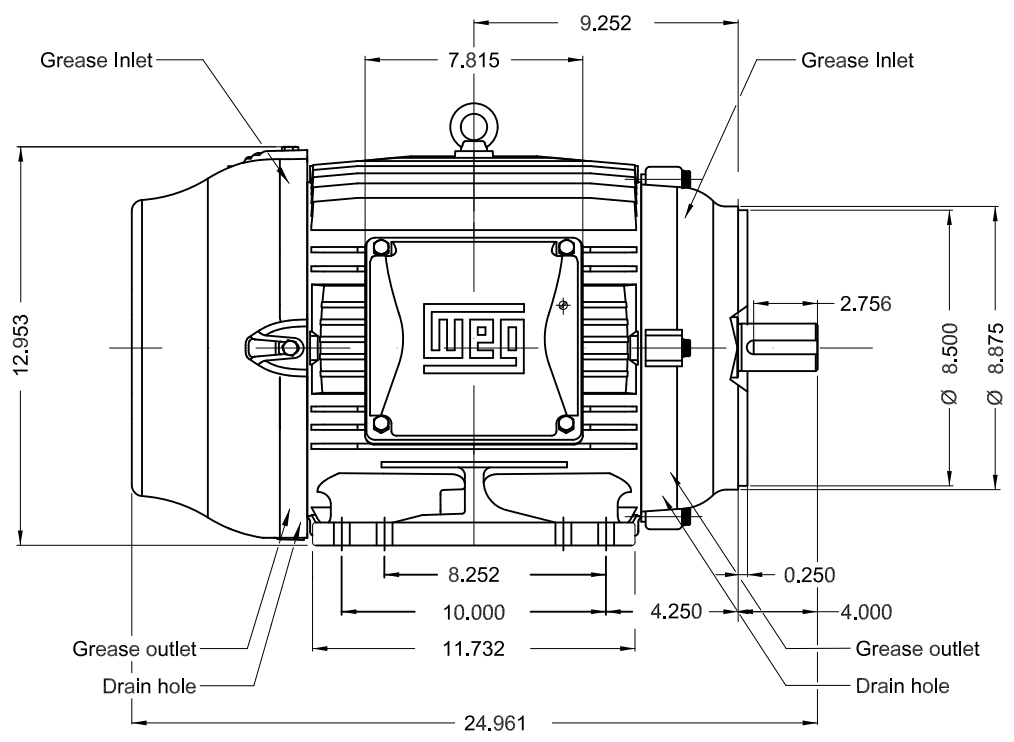
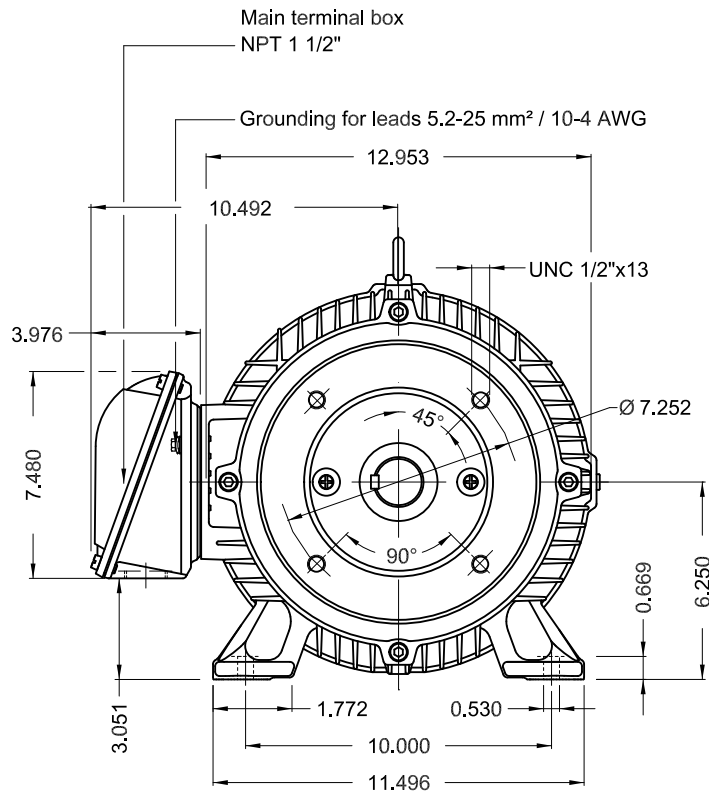
Rev.	Changes Summary	Performed	Checked	Date
Performed by			Page 6 / 6	Revision
Checked by				
Date	23/08/2019			

1 2 3 4 5 6

A

B

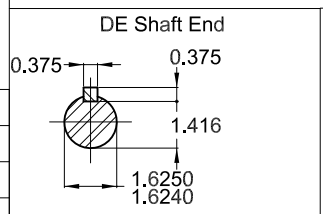
C



D

E

Without vertical jackscrews  
 Color RAL 5009  
 Painting plan 203A  
 Mounting B34R(D)



15 HP 04 Poles 60Hz A

ECM	LOC	SUMMARY OF MODIFICATIONS	EXECUTED	CHECKED	RELEASED	DATE	VER
EXECUTED	USERADMIN	THREE PHASE W22 MOTOR - NEMA PREMIUM EFF					
CHECKED		FRAME 254/6TC IP55 TEFC					
RELEASED							
REL DT.	WMO	Jaragua do Sul	Product Engineering				

PREVIEW  
 WDD



SHEET 1 / 1

Dimensions in inches XME A3





Inverter Duty Motor  
Severe Duty



FOR SAFE AREA  
MOD.TE1BFOXON



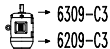
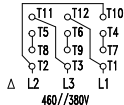
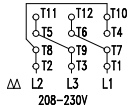
For 60Hz: Class I, Div 2, Gr. A, B, C and D - T3  
Class I, Zone 2, IIC - T3

Class II, Div 2, Gr. F and G - T4

For 60Hz use on PWM, Gr. A, B, C, D and F,  
VT 1000:1, CT 20:1, 1.0SF, T3A

CT015404NPW22  
MADE IN BRAZIL  
12446945

PH 3	FR 254/6TC	HP(kW) 15.0(11.0)	Hz 60
V 230/460	A 36.0/18.0	RPM 1765	DES B
NEMA NOM EFF 92.4 %	INS. CL. F $\Delta$ T 80 K	IP55	
ENCL TEFC	DUTY CONT.	AMB. 40°C	
CODE G	PF 0.83	SF 1.25	SFA 45.0/22.5
USABLE @208V 39.8 A	SF 1.15	SFA 45.8	
15HP 11kW 50Hz 380V 21.5A 1455RPM SF1.00 EFF 90.2% (IE2)	ALT 1000 m.a.s.l.	315 Lbs	



MOBIL POLYREX EM  
13 g 20000 h