

MODELS: GP-41430-G00-D, GP-41430-G10-D, GP-41430-N00-D, GP-41430-N10-D,
 GP-41430-K00-D, GP-41430-K10-D, GB-41430-K00-D, GB-41430-K10-D,
 GB-41430-N00-D, GB-41430-N10-D, GB-41430-R00-D, GB-41430-R10-D

NOTES:
 1. COUPLING GUARD NOT SHOWN IN TOP VIEW.
 2. ALL DIMENSIONS ARE FOR REFERENCE ONLY.

STATE	Released	08/03/2020
DRAWN	DLende	12/1/2017
CHECKED	GDJ	08/03/2020

DIMENSIONS ARE IN INCHES
 PROJECT: E251
 WAS:



VIKING PUMP, INC.
 A Unit of IDEX Corporation
 Cedar Falls, IA 50613
 U.S.A.

THIS DRAWING IS THE PROPERTY OF VIKING PUMP, INC. AND IS PROPRIETARY IN GENERAL AND DETAIL. IT SHALL NOT BE COPIED OR ITS CONTENTS REVEALED TO OUTSIDE PARTIES WITHOUT THE WRITTEN CONSENT OF VIKING PUMP, INC.

3D

DWG. NO. SHEET 1 OF 1
 GPV-1430-036-U

REV. E.0
 08/03/2020



No.:

Date: 12-MAR-2015

Customer :

TECHNICAL PROPOSAL

Three-phase induction motor - Squirrel cage rotor

Product line : W22 NEMA Premium - Ball Bearings

Catalog Number : 02518ET3E284T-W22

List Price : \$ Contact Us!

Notes:

Performed by:

Checked:



No.:

Date: 12-MAR-2015

DATA SHEET

Three-phase induction motor - Squirrel cage rotor

Customer :
Product line : W22 NEMA Premium - Ball Bearings

Frame : 284/6T
Output : 25 HP
Frequency : 60 Hz
Poles : 4
Full load speed : 1765
Slip : 1.94 %
Voltage : 208-230/460 V
Rated current : 65.2-59.0/29.5 A
Locked rotor current : 366/183 A
Locked rotor current (I_L/I_n) : 6.2
No-load current : 24.0/12.0 A
Full load torque : 73.4 lb.ft
Locked rotor torque : 240 %
Breakdown torque : 270 %
Design : B
Insulation class : F
Temperature rise : 80 K
Locked rotor time : 24 s (hot)
Service factor : 1.25
Duty cycle : S1
Ambient temperature : -20°C - +40°C
Altitude : 1000
Degree of Protection : IP55
Approximate weight : 388 lb
Moment of inertia : 5.1084 sq.ft.lb
Noise level : 64 dB(A)

	D.E.	N.D.E.	Load	Power factor	Efficiency (%)
Bearings	6311 C3	6211 C3	100%	0.84	93.6
Regreasing interval	20000 h	20000 h	75%	0.80	93.0
Grease amount	18 g	11 g	50%	0.70	92.4

Notes:

Performed by

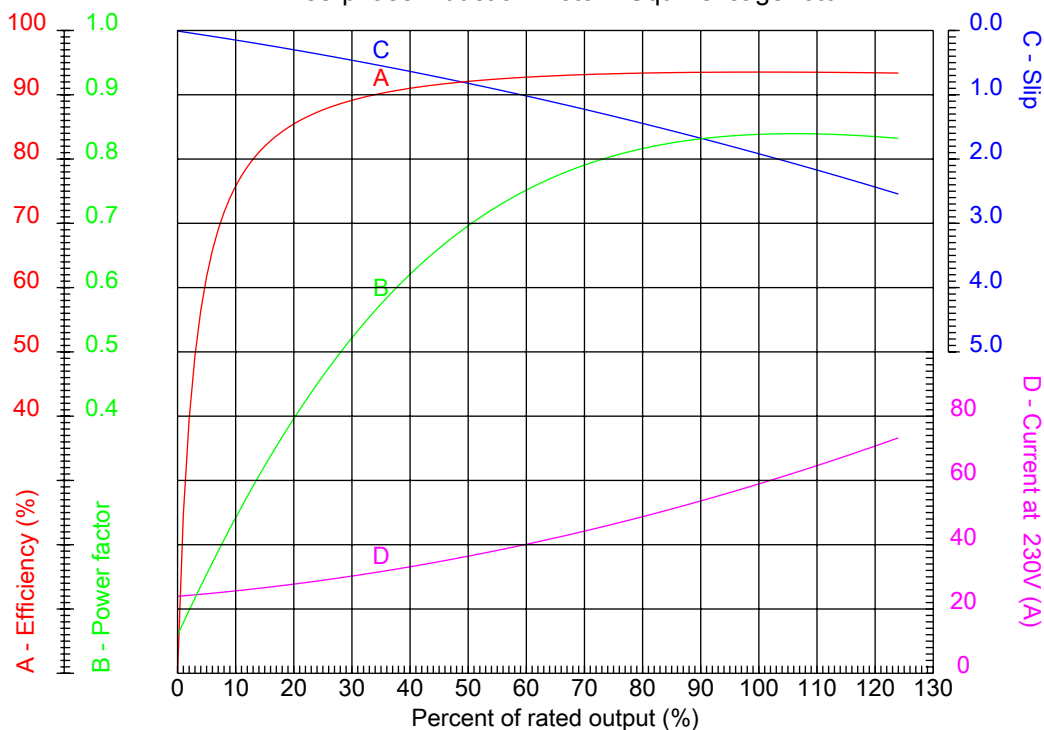
Checked



No.:

Date: 12-MAR-2015

PERFORMANCE CURVES RELATED TO RATED OUTPUT Three-phase induction motor - Squirrel cage rotor



Customer :
Product line : W22 NEMA Premium - Ball Bearings

Frame	: 284/6T	Locked rotor current (I _l /I _n)	: 6.2
Output	: 25 HP	Duty cycle	: S1
Frequency	: 60 Hz	Service factor	: 1.25
Full load speed	: 1765	Design	: B
Voltage	: 208-230/460 V	Locked rotor torque	: 240 %
Rated current	: 65.2-59.0/29.5 A	Breakdown torque	: 270 %
Insulation class	: F		

Notes:

Performed by

Checked

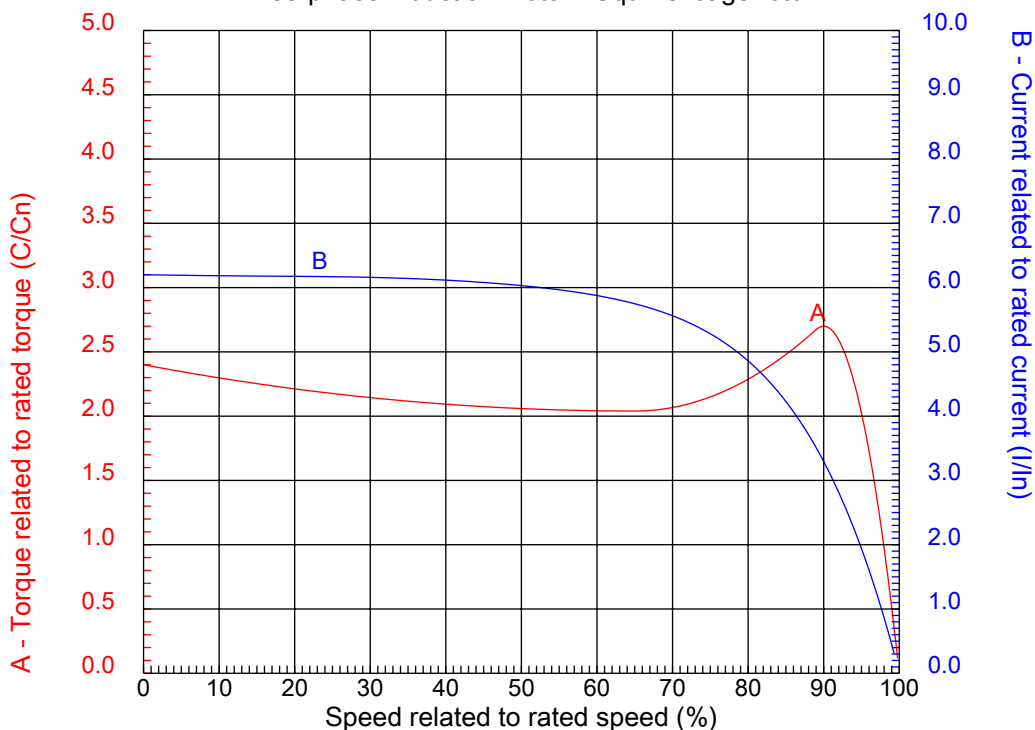


No.:

Date: 12-MAR-2015

CHARACTERISTIC CURVES RELATED TO SPEED

Three-phase induction motor - Squirrel cage rotor



Customer :
Product line : W22 NEMA Premium - Ball Bearings

Frame	: 284/6T	Locked rotor current (I _l /I _n)	: 6.2
Output	: 25 HP	Duty cycle	: S1
Frequency	: 60 Hz	Service factor	: 1.25
Full load speed	: 1765	Design	: B
Voltage	: 208-230/460 V	Locked rotor torque	: 240 %
Rated current	: 65.2-59.0/29.5 A	Breakdown torque	: 270 %
Insulation class	: F		

Notes:

Performed by

Checked

1 2 3 4 5 6 7 8

A

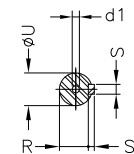
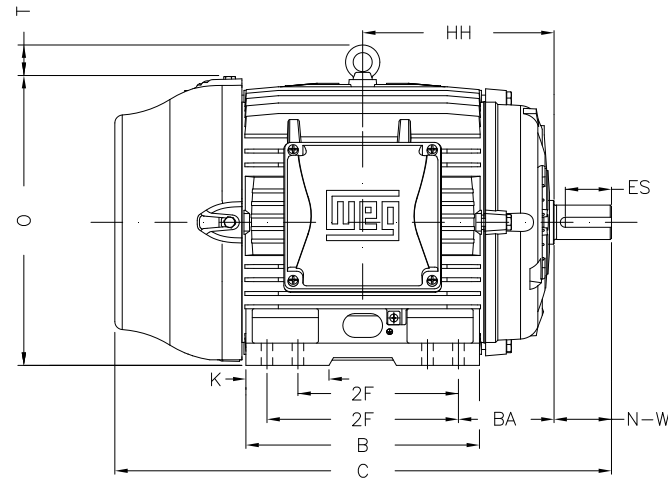
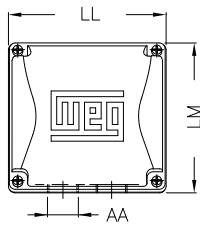
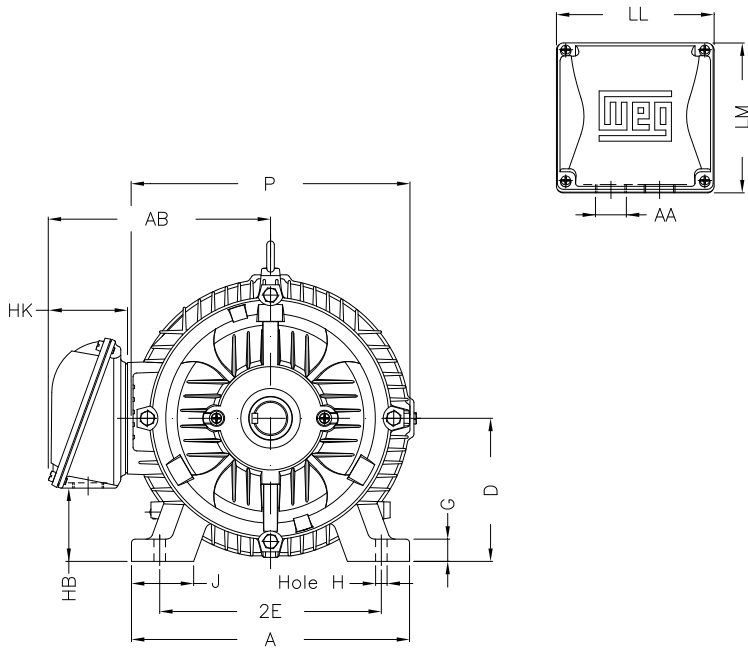
B

C

D

E

F



Notes:

Performed by:

Checked:

Customer:

W22 NEMA Premium - Ball Bearings

Three-phase induction motor

Frame 284/6T - IP55

12-MAR-2015



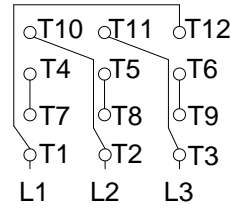
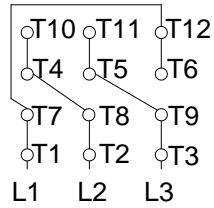
2E 11.000	J 3.110	A 13.780	P 14.173	AB 11.073
2F 9.500/11.000	K 2.874	B 13.071	BA 4.750	FBA 7.876
U 1.875	N-W 4.622	ES 3.149	S 0.500	R 1.594
depth 0.500	D 7.000	G 1.023	HB 3.535	O 14.067
T 2.087	HF 7.000	HH 10.250	HK 3.976	H 0.531
C 27.929	LL 7.815	LM 7.480	AA NPT 1 1/2"	d1 A 4

1 2 3 4 5 6 7 8

A
B
C
D
E
F

LOW VOLTAGE

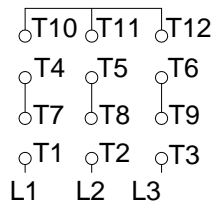
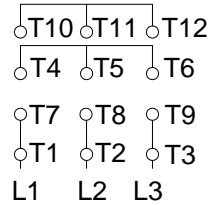
HIGH VOLTAGE



CONNECTIONS FOR STARTING ONLY:

LOW VOLTAGE

HIGH VOLTAGE



Notes:

Performed by:

Checked:

Customer:

W22 NEMA Premium - Ball Bearings

Three-phase induction motor
Frame 284/6T - IP55

12-MAR-2015

