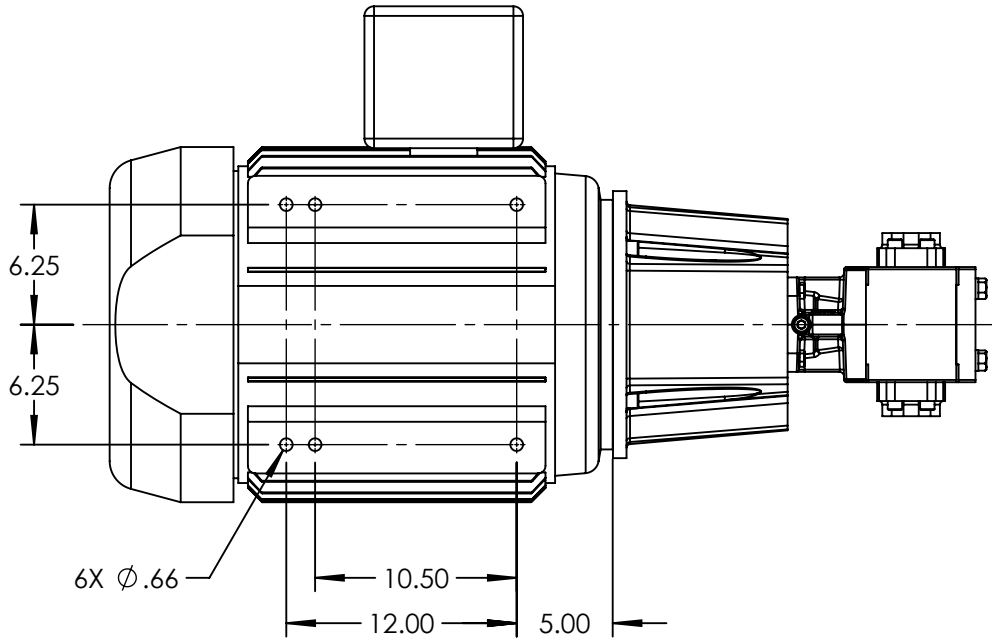
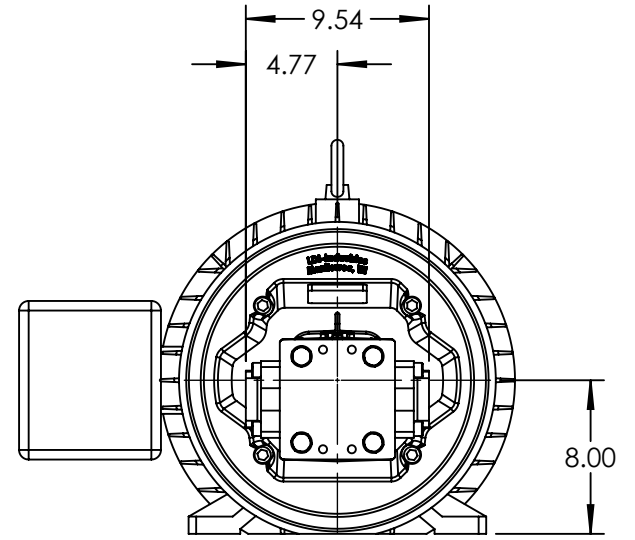
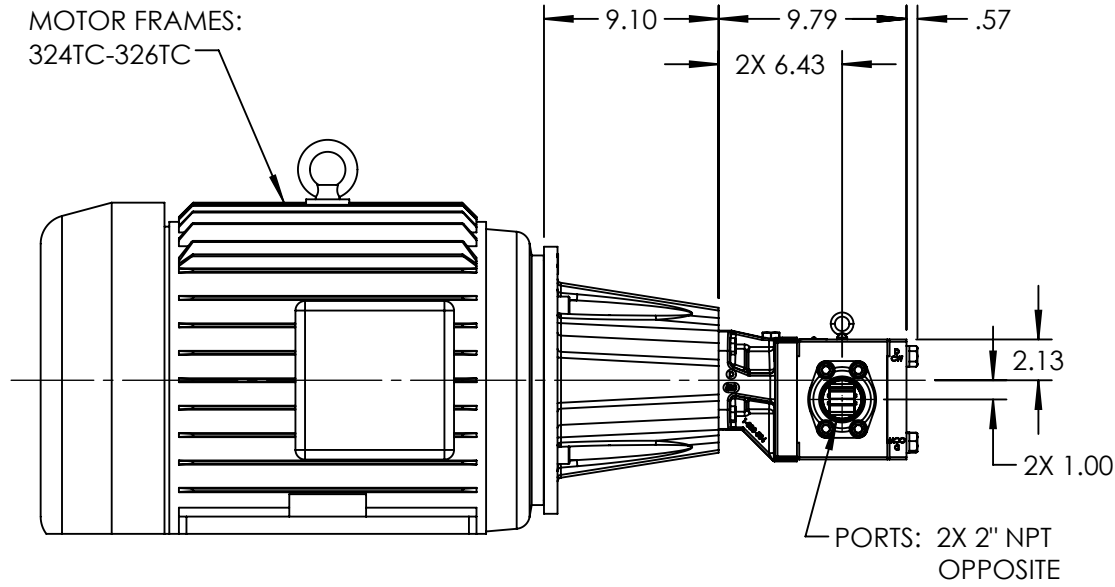


MOTOR FRAMES:
324TC-326TC



STANDARD MODELS: GB-41013-G00-M, GB-41013-G10-M

NOTES:

1. ALL DIMENSIONS ARE FOR REFERENCE ONLY.

STATE	Released	07/16/2021
DRAWN	bmanernach	7/1/2021
CHECKED	JAG	07/16/2021

DIMENSIONS ARE IN INCHES
PROJECT: E331
WAS:



VIKING PUMP, INC.
A Unit of IDEX Corporation
Cedar Falls, IA 50613
U.S.A.

THIS DRAWING IS THE PROPERTY OF
VIKING PUMP, INC. AND IS PROPRIETARY
IN GENERAL AND DETAIL. IT SHALL NOT BE
COPIED OR ITS CONTENTS REVEALED TO
OUTSIDE PARTIES WITHOUT THE WRITTEN
CONSENT OF VIKING PUMP, INC.

3D

DWG. NO. SHEET 1 OF 1
GPV-1013-042-U

REV. A.0
07/16/2021

TORQUE AND CURRENT VS SPEED CURVE

Three Phase Induction Motor - Squirrel Cage

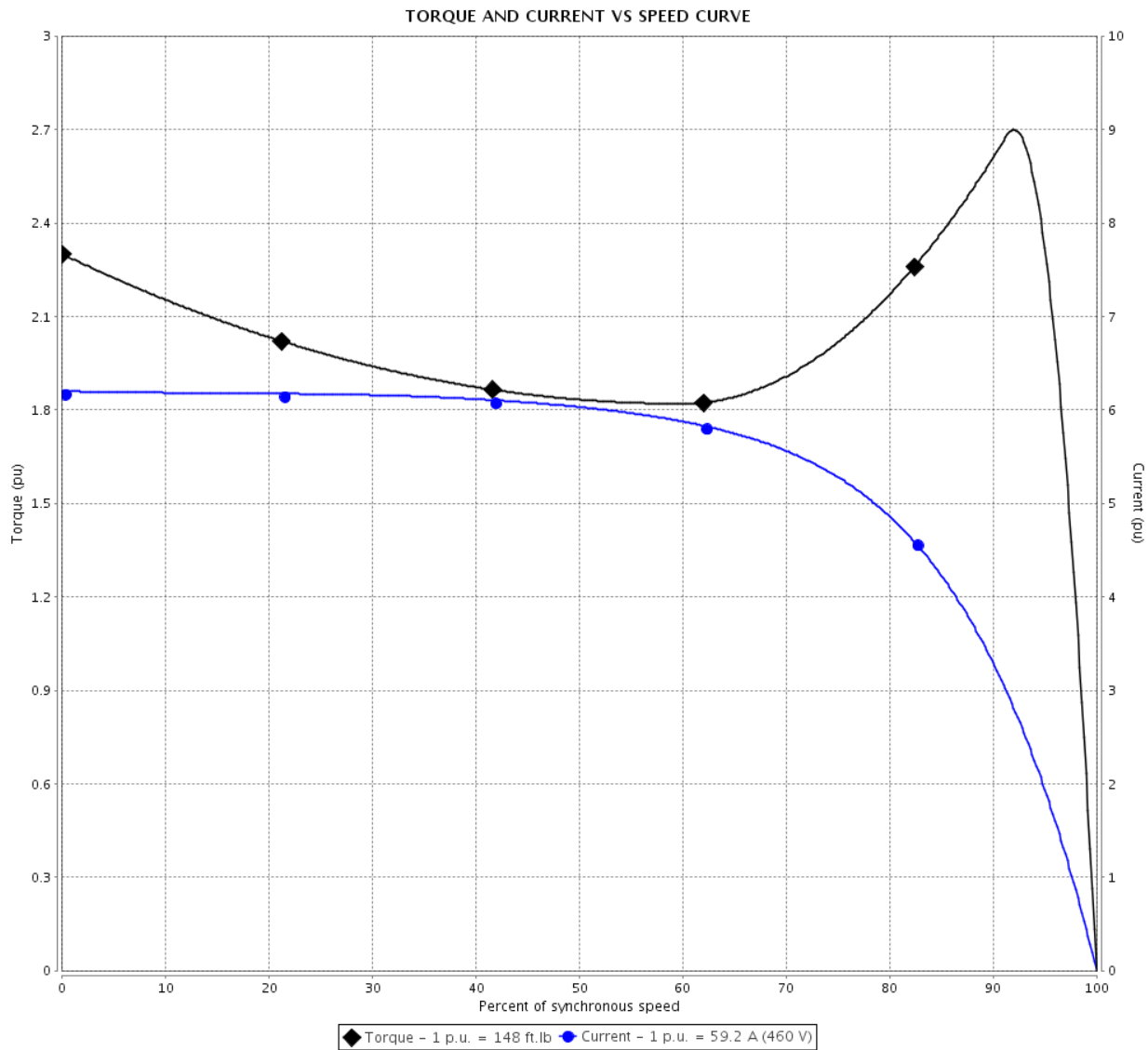


Customer :

Product line : W22 NEMA Premium Efficiency
Three-Phase

Product code : 11438075

Catalog # : 05018ET3E326TC-W22



Performance : 208-230/460 V 60 Hz 4P

Rated current	: 131-118/59.2 A	Moment of inertia (J)	: 9.16 sq.ft.lb
LRC	: 6.2	Duty cycle	: Cont.(S1)
Rated torque	: 148 ft.lb	Insulation class	: F
Locked rotor torque	: 229 %	Service factor	: 1.25
Breakdown torque	: 270 %	Temperature rise	: 80 K
Rated speed	: 1775 rpm	Design	: B

Locked rotor time : 27s (cold) 15s (hot)

Rev.	Changes Summary	Performed	Checked	Date
Performed by			Page 2 / 6	Revision
Checked by				
Date	27/02/2020			

LOAD PERFORMANCE CURVE

Three Phase Induction Motor - Squirrel Cage

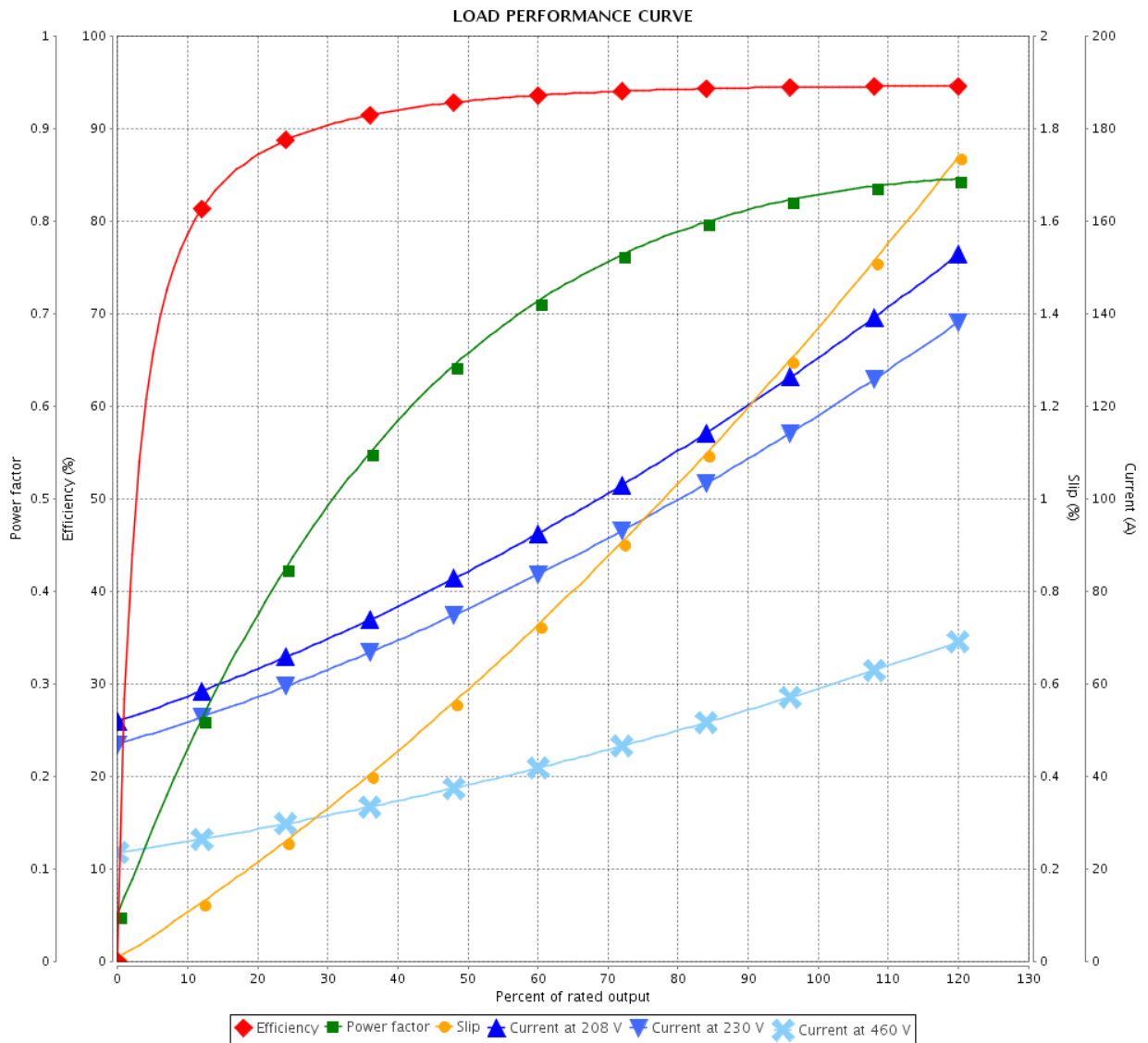


Customer : _____

Product line : W22 NEMA Premium Efficiency
Three-Phase

Product code : 11438075

Catalog # : 05018ET3E326TC-W22



Performance : 208-230/460 V 60 Hz 4P

Rated current : 131-118/59.2 A
 LRC : 6.2
 Rated torque : 148 ft.lb
 Locked rotor torque : 229 %
 Breakdown torque : 270 %
 Rated speed : 1775 rpm

Moment of inertia (J) : 9.16 sq.ft.lb
 Duty cycle : Cont.(S1)
 Insulation class : F
 Service factor : 1.25
 Temperature rise : 80 K
 Design : B

Rev.	Changes Summary	Performed	Checked	Date
Performed by		Page		Revision
Checked by		3 / 6		
Date		27/02/2020		

THERMAL LIMIT CURVE



Three Phase Induction Motor - Squirrel Cage

Customer :

Product line : W22 NEMA Premium Efficiency
Three-Phase

Product code : 11438075

Catalog # : 05018ET3E326TC-W22

Performance : 208-230/460 V 60 Hz 4P

Rated current : 131-118/59.2 A	Moment of inertia (J) : 9.16 sq.ft.lb
LRC : 6.2	Duty cycle : Cont.(S1)
Rated torque : 148 ft.lb	Insulation class : F
Locked rotor torque : 229 %	Service factor : 1.25
Breakdown torque : 270 %	Temperature rise : 80 K
Rated speed : 1775 rpm	Design : B

Heating constant

Cooling constant

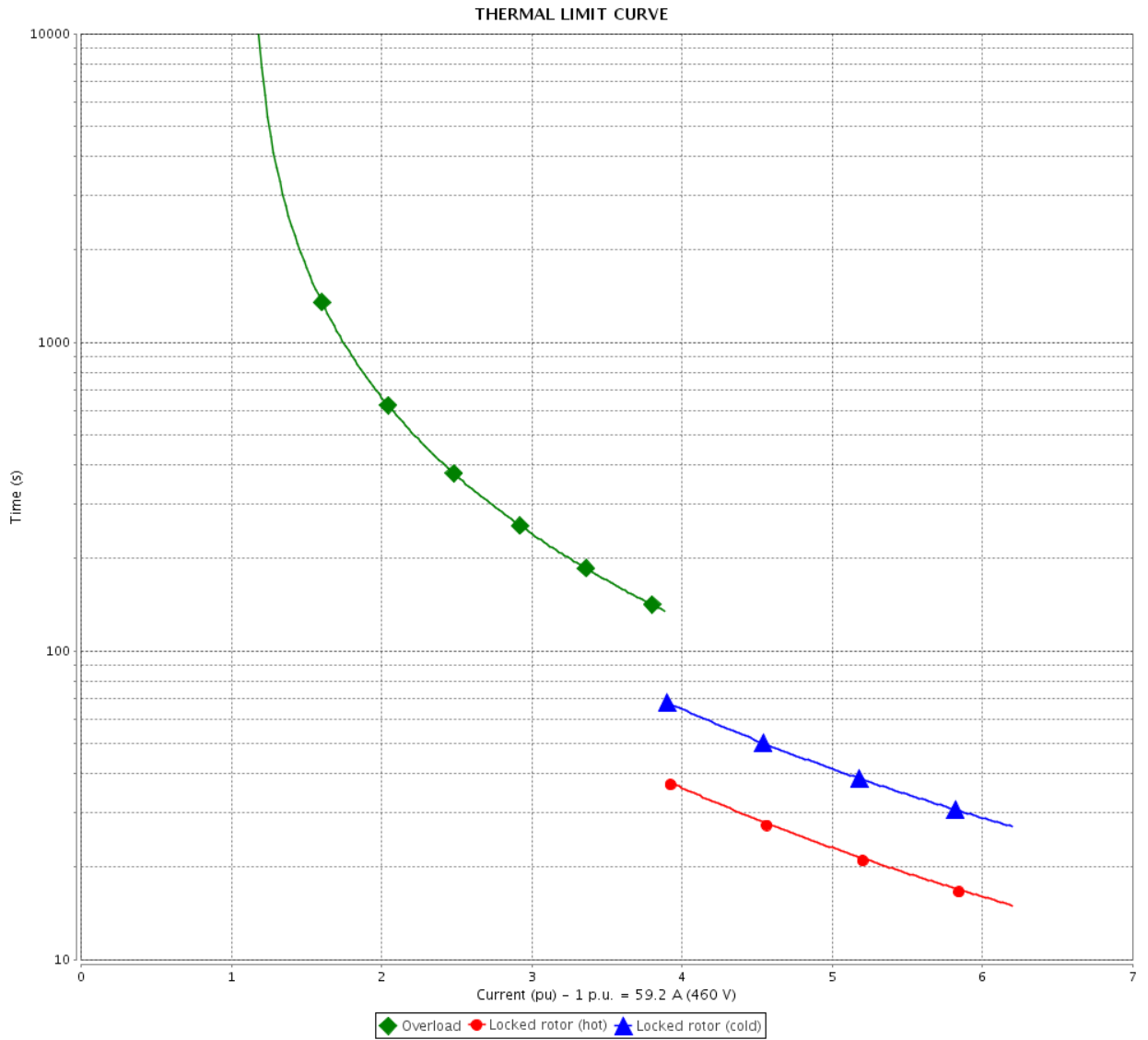
Rev.	Changes Summary	Performed	Checked	Date
Performed by			Page	Revision
Checked by				
Date				

THERMAL LIMIT CURVE

Three Phase Induction Motor - Squirrel Cage



Customer : _____



Rev.	Changes Summary	Performed	Checked	Date
Performed by		Page 5 / 6		Revision
Checked by				
Date				

VFD OPERATION CURVE

Three Phase Induction Motor - Squirrel Cage

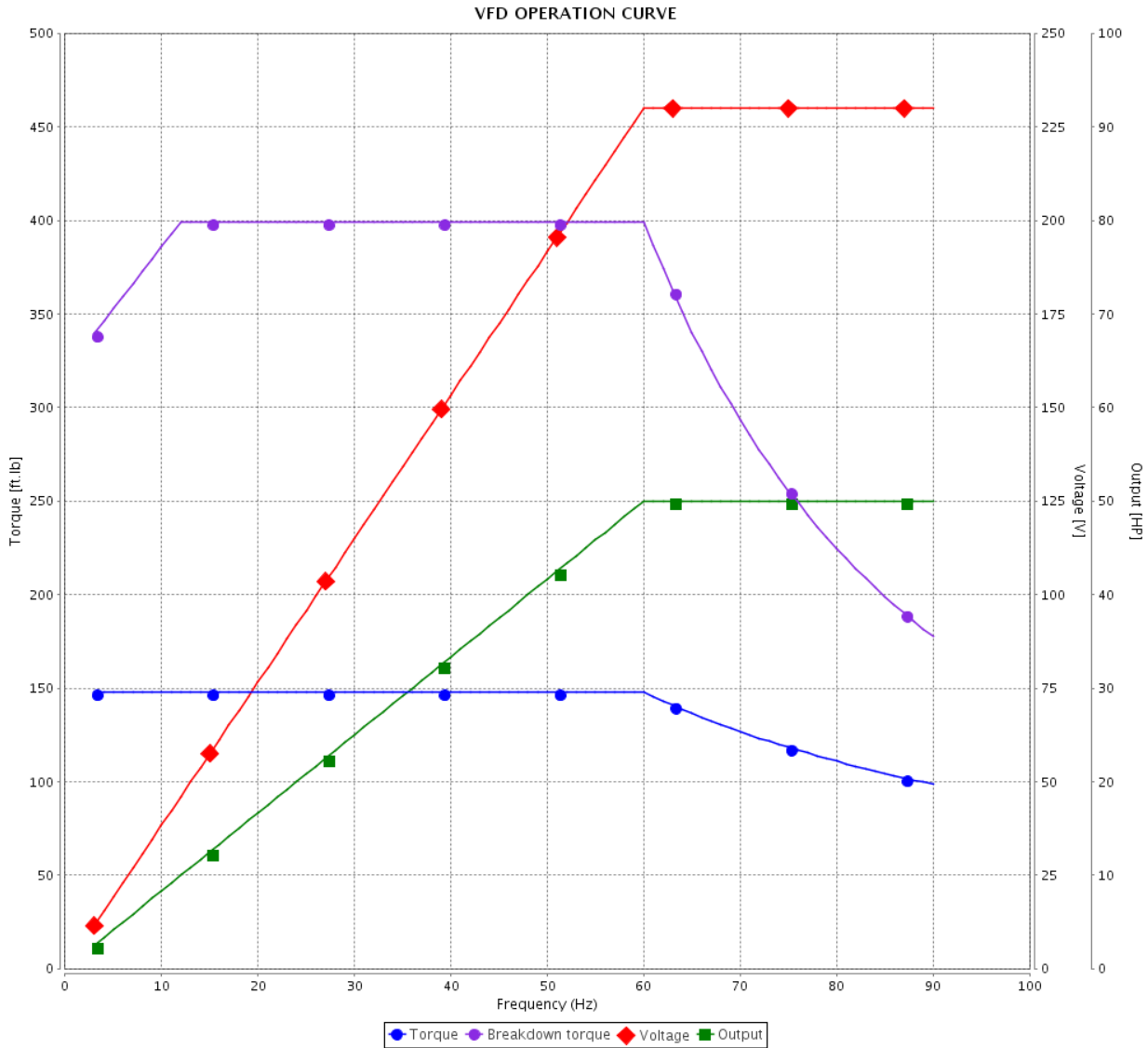


Customer :

Product line : W22 NEMA Premium Efficiency Three-Phase

Product code : 11438075

Catalog # : 05018ET3E326TC-W22

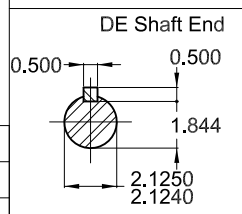
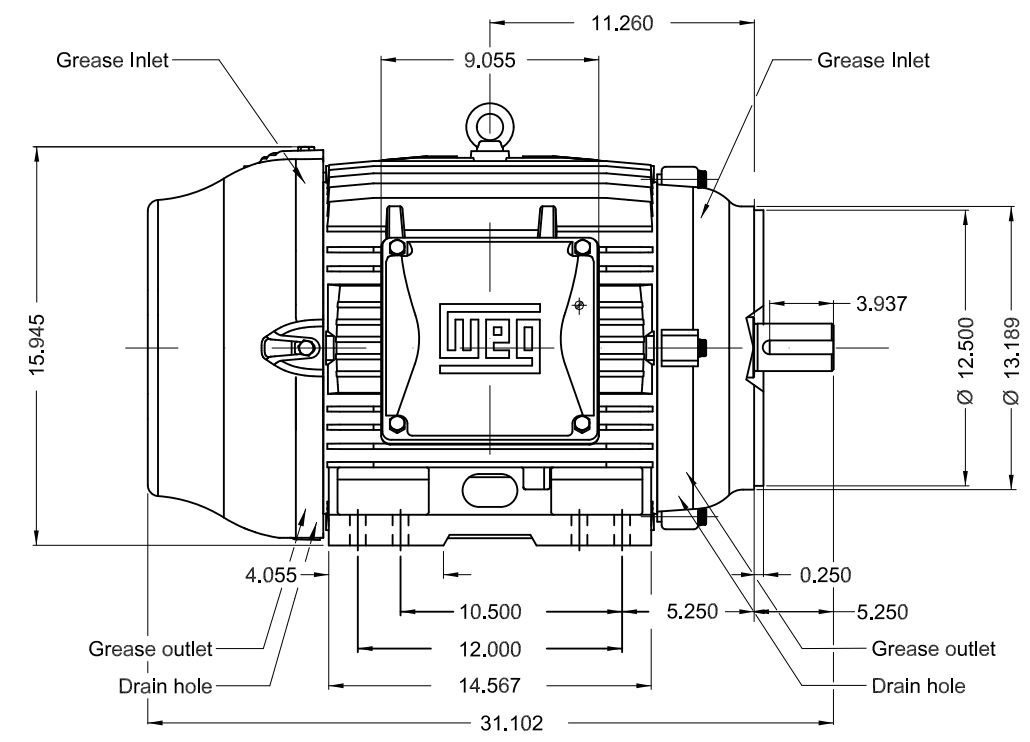
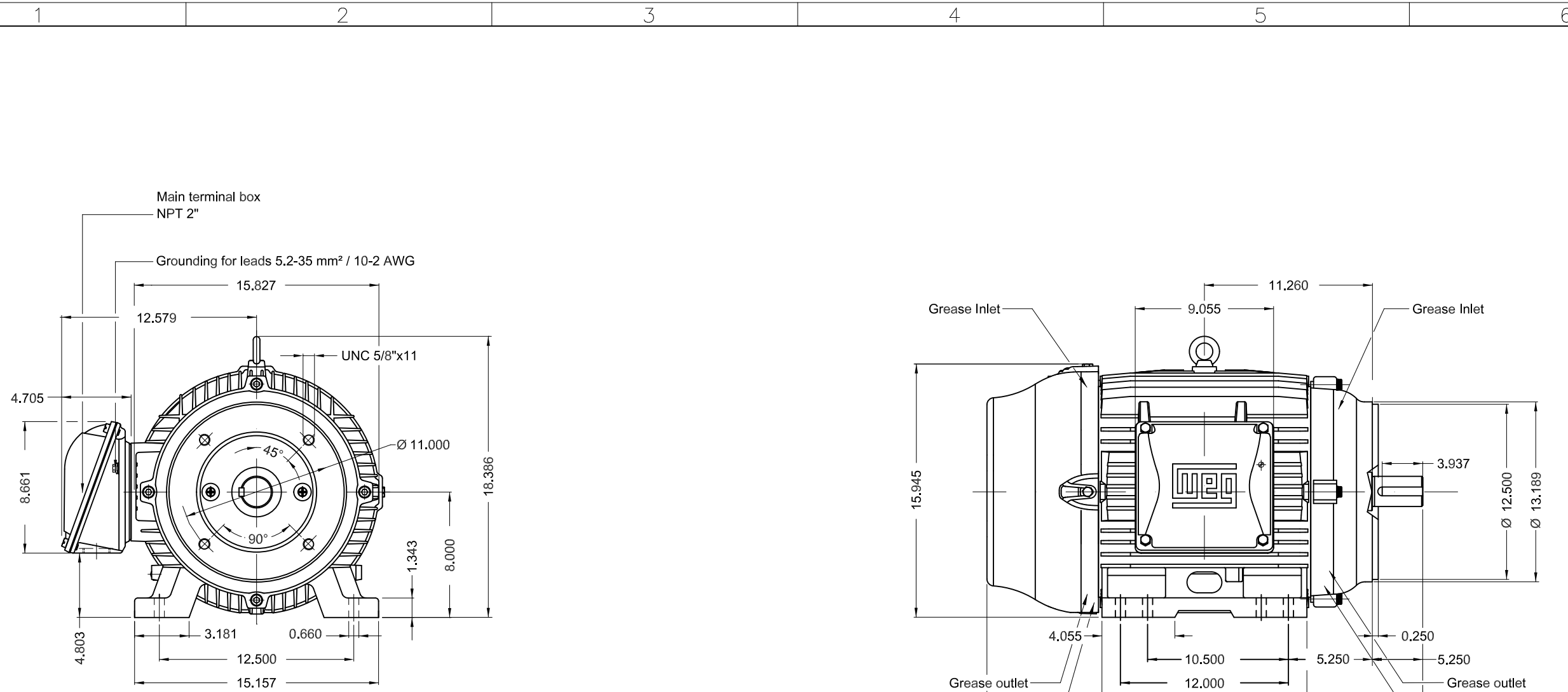


Performance : 208-230/460 V 60 Hz 4P

Rated current : 131-118/59.2 A
 LRC : 6.2
 Rated torque : 148 ft.lb
 Locked rotor torque : 229 %
 Breakdown torque : 270 %
 Rated speed : 1775 rpm

Moment of inertia (J) : 9.16 sq.ft.lb
 Duty cycle : Cont.(S1)
 Insulation class : F
 Service factor : 1.25
 Temperature rise : 80 K
 Design : B

Rev.	Changes Summary	Performed	Checked	Date
Performed by			Page 6 / 6	Revision
Checked by				
Date	27/02/2020			



Color RAL 5009
 Painting plan 203A
 Mounting B34R(D)

50 HP 04 Poles 60Hz A

ECM	LOC	SUMMARY OF MODIFICATIONS	EXECUTED	CHECKED	RELEASED	DATE	VER
EXECUTED	PIRWBUSER	THREE PHASE W22 MOTOR - NEMA PREMIUM EFF FRAME 324/6TC IP55 TEFC					
CHECKED							
RELEASED							
REL DT.	WMO	Jaragua do Sul	Product Engineering	SHEET	1 / 1		

PREVIEW

WDD

MODEL 05018ET3E326TC-W22
MADE IN MEXICO
11438075



Inverter Duty Motor
Severe Duty



FOR SAFE AREA
MOD.TE1BFOXON

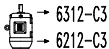
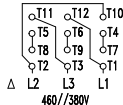
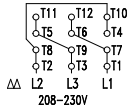


For 60Hz: Class I, Div 2, Gr. A, B, C and D - T3
Class I, Zone 2, IIC - T3

Class II, Div 2, Gr. F and G - T4

For 60Hz use on PWM, Gr. A, B, C, D and F,
VT 1000:1, CT 20:1, 1.0SF, T3A

PH 3	FR 324/6TC	HP(kW) 50.0(37.0)	Hz 60
V 230/460	A 118/59.2	RPM 1775	DES B
NEMA NOM EFF 94.5 %	INS. CL. F Δ T 80 K	IP55	
ENCL TEFC	DUTY CONT.	AMB. 40°C	
CODE G	PF 0.83	SF 1.25	SFA 148/74.0
USABLE @208V 131 A	SF 1.15	SFA 151	
50HP 37kW 50Hz 380V 71.6A 1460RPM SF1.00 EFF 92.4% (IE1)	ALT 1000 m.a.s.l.	611 Lbs	



MOBIL POLYREX EM
21 g 20000 h