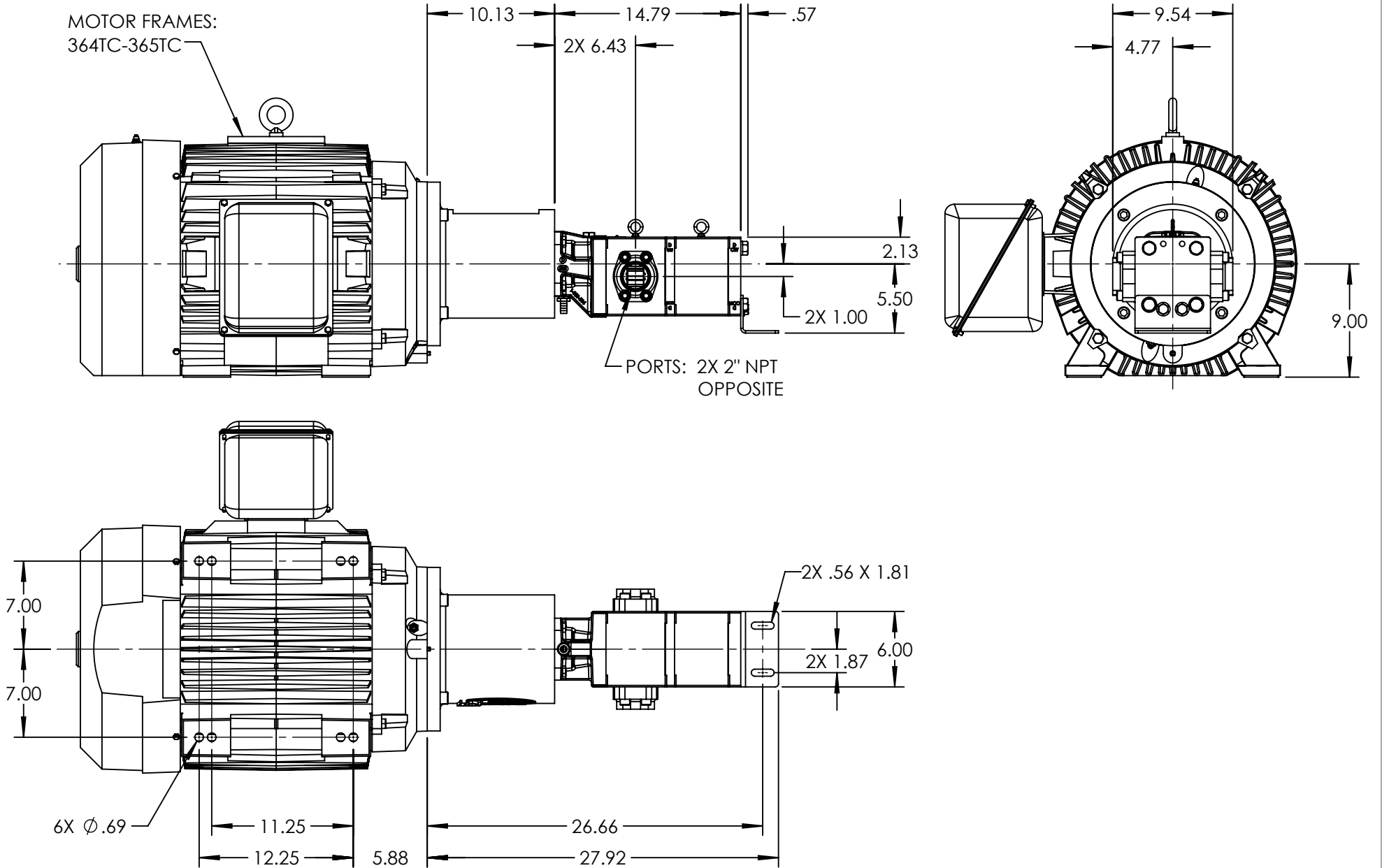


MOTOR FRAMES:  
364TC-365TC



STANDARD MODELS: GB-41022-G00-M, GB-41022-G10-M

NOTES:

1. ALL DIMENSIONS ARE FOR REFERENCE ONLY.

STATE	Released	02/18/2022
DRAWN	bmanernach	2/18/2022
CHECKED	BAM	02/18/2022

DIMENSIONS ARE IN INCHES
PROJECT: E331
WAS:



VIKING PUMP, INC.  
A Unit of IDEX Corporation  
Cedar Falls, IA 50613  
U.S.A.

THIS DRAWING IS THE PROPERTY OF  
VIKING PUMP, INC. AND IS PROPRIETARY  
IN GENERAL AND DETAIL. IT SHALL NOT BE  
COPIED OR ITS CONTENTS REVEALED TO  
OUTSIDE PARTIES WITHOUT THE WRITTEN  
CONSENT OF VIKING PUMP, INC.

3D

DWG. NO. GPV-1022-005-U  
SHEET 1 OF 1

REV. A.0  
02/18/2022



# TORQUE AND CURRENT VS SPEED CURVE

Three Phase Induction Motor - Squirrel Cage

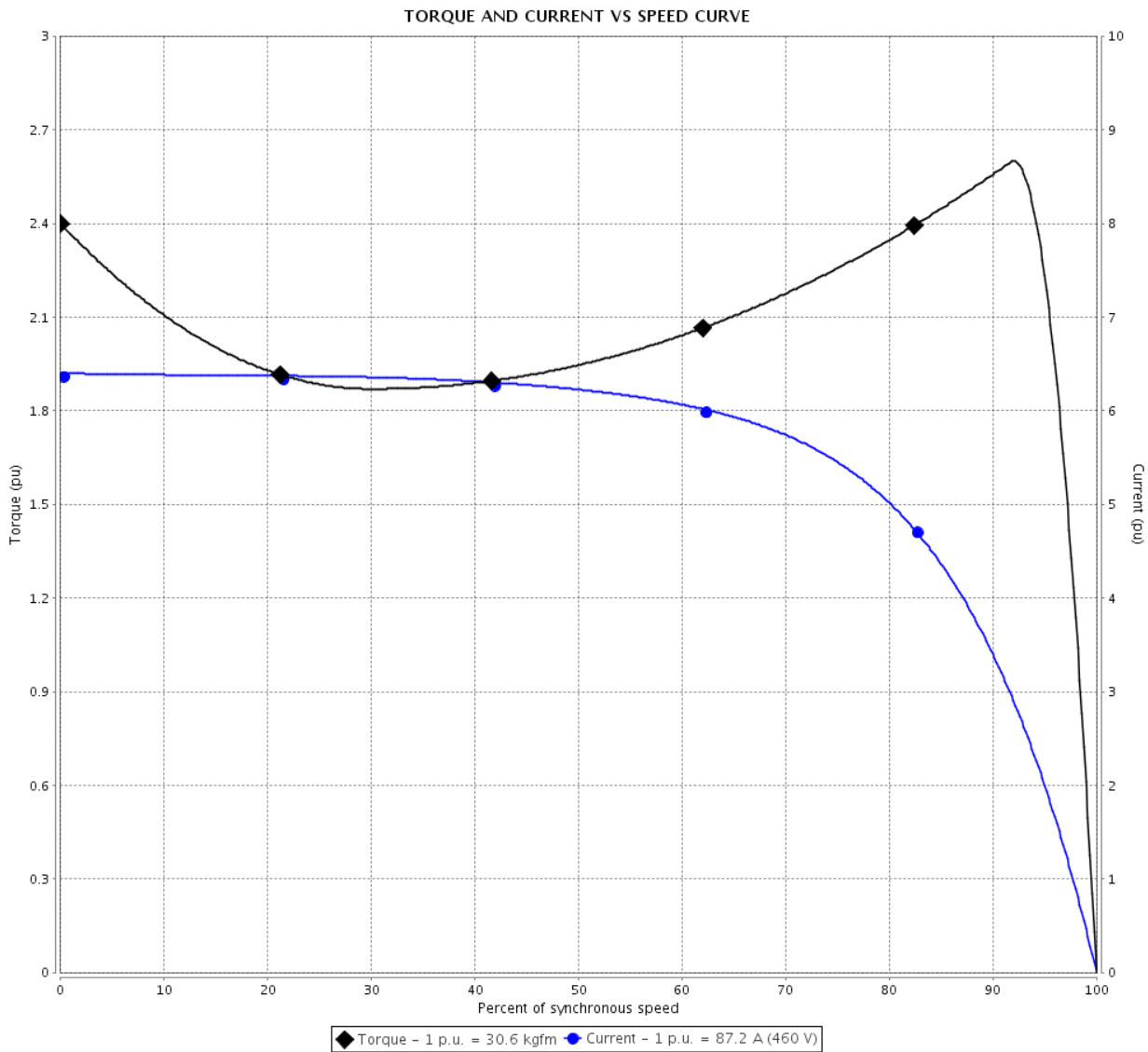


Customer :

Product line : W22 NEMA Premium Efficiency  
Three-Phase

Product code : 12076589

Catalog # : 07518ET3E365TC-W22



Performance : 230/460 V 60 Hz 4P

Rated current : 174/87.2 A  
LRC : 6.4  
Rated torque : 30.6 kgfm  
Locked rotor torque : 240 %  
Breakdown torque : 260 %  
Rated speed : 1780 rpm

Moment of inertia (J) : 0.9798 kgm<sup>2</sup>  
Duty cycle : Cont.(S1)  
Insulation class : F  
Service factor : 1.25  
Temperature rise : 80 K  
Design : B

Locked rotor time : 25s (cold) 14s (hot)

Rev.	Changes Summary	Performed	Checked	Date
Performed by			Page 2 / 6	Revision
Checked by				
Date	06/08/2020			

# LOAD PERFORMANCE CURVE

## Three Phase Induction Motor - Squirrel Cage

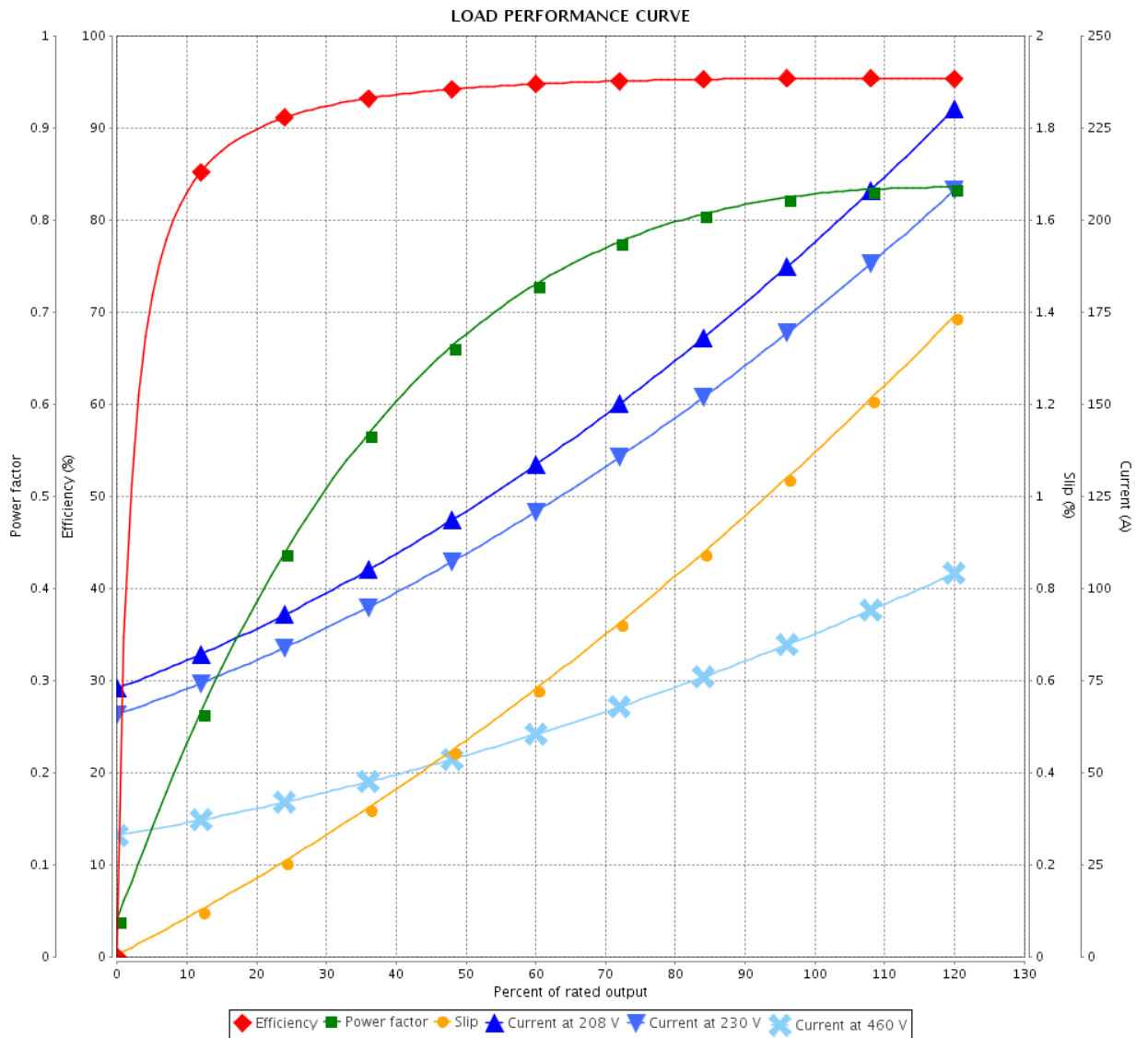


Customer : \_\_\_\_\_

Product line : W22 NEMA Premium Efficiency  
Three-Phase

Product code : 12076589

Catalog # : 07518ET3E365TC-W22



Performance : 230/460 V 60 Hz 4P

Rated current : 174/87.2 A  
 LRC : 6.4  
 Rated torque : 30.6 kgfm  
 Locked rotor torque : 240 %  
 Breakdown torque : 260 %  
 Rated speed : 1780 rpm

Moment of inertia (J) : 0.9798 kgm<sup>2</sup>  
 Duty cycle : Cont.(S1)  
 Insulation class : F  
 Service factor : 1.25  
 Temperature rise : 80 K  
 Design : B

Rev.	Changes Summary	Performed	Checked	Date
Performed by		Page		Revision
Checked by		3 / 6		
Date		06/08/2020		

# THERMAL LIMIT CURVE

## Three Phase Induction Motor - Squirrel Cage



Customer :

Product line : W22 NEMA Premium Efficiency  
Three-Phase

Product code : 12076589

Catalog # : 07518ET3E365TC-W22

Performance : 230/460 V 60 Hz 4P

Rated current : 174/87.2 A  
LRC : 6.4  
Rated torque : 30.6 kgfm  
Locked rotor torque : 240 %  
Breakdown torque : 260 %  
Rated speed : 1780 rpm

Moment of inertia (J) : 0.9798 kgm<sup>2</sup>  
Duty cycle : Cont.(S1)  
Insulation class : F  
Service factor : 1.25  
Temperature rise : 80 K  
Design : B

Heating constant

Cooling constant

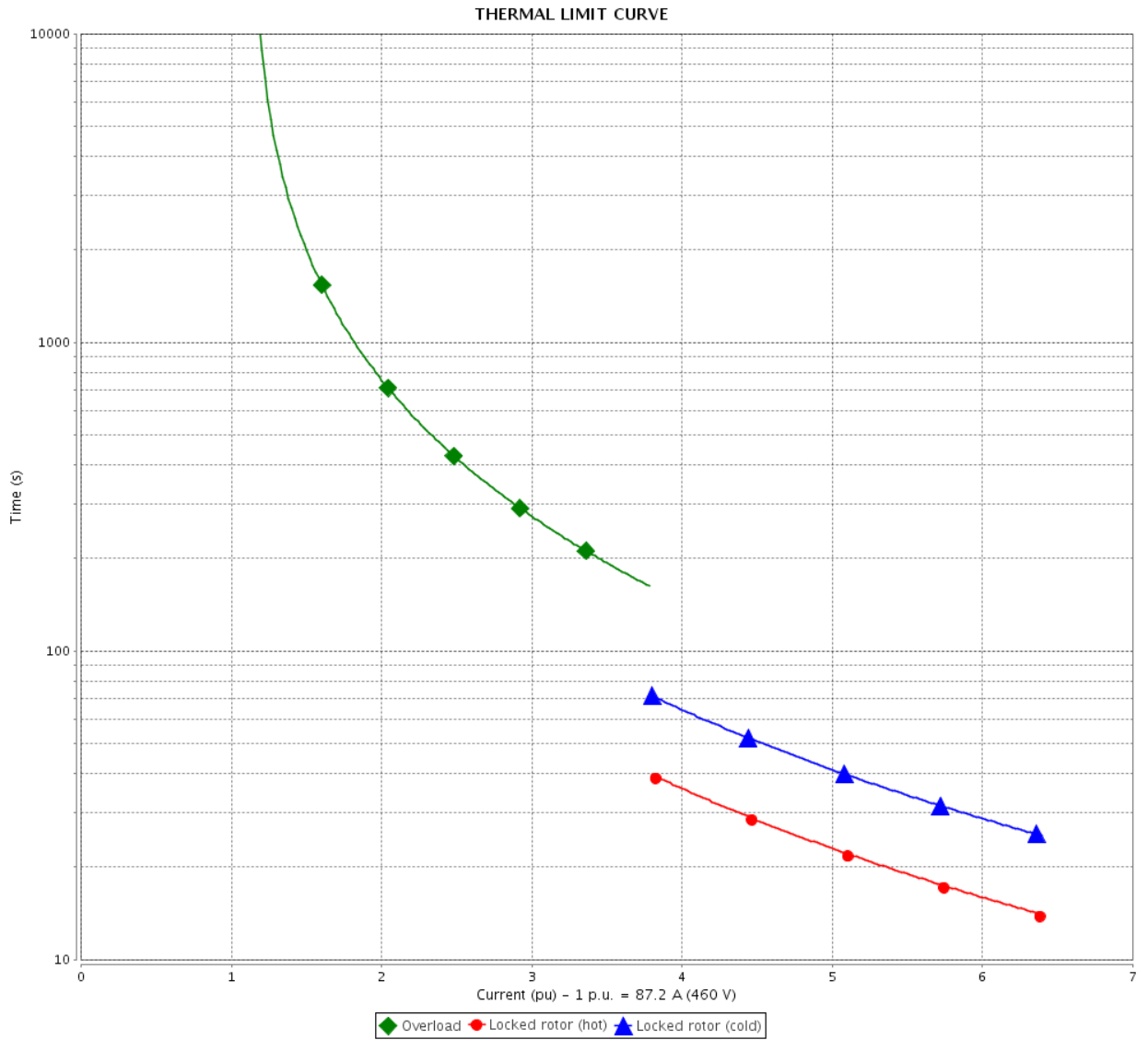
Rev.	Changes Summary	Performed	Checked	Date
Performed by				
Checked by			Page	Revision
Date	06/08/2020		4 / 6	

# THERMAL LIMIT CURVE

Three Phase Induction Motor - Squirrel Cage



Customer : \_\_\_\_\_



Rev.	Changes Summary	Performed	Checked	Date
Performed by		Page 5 / 6		Revision
Checked by				
Date				

# VFD OPERATION CURVE

Three Phase Induction Motor - Squirrel Cage

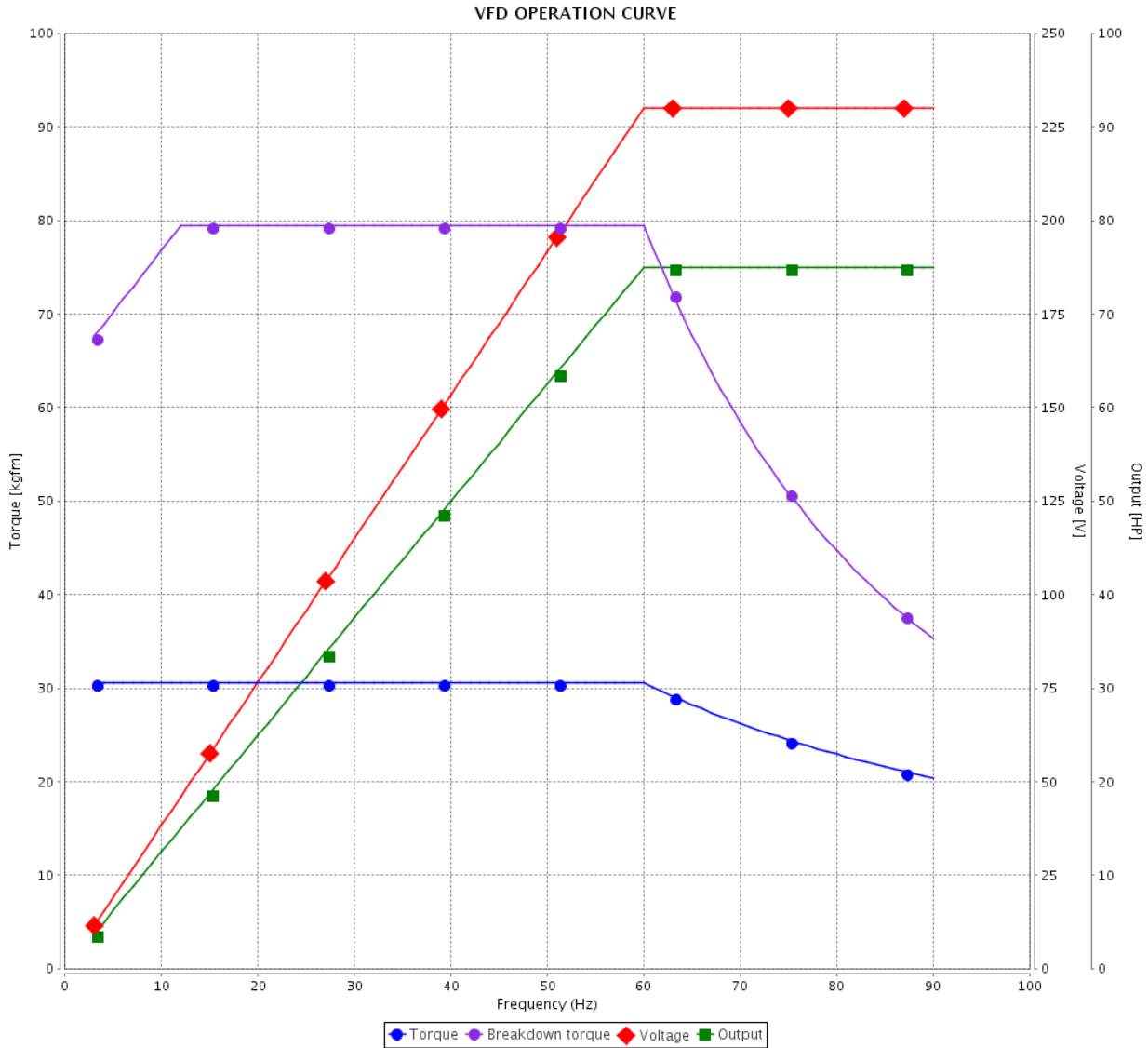


Customer :

Product line : W22 NEMA Premium Efficiency Three-Phase

Product code : 12076589

Catalog # : 07518ET3E365TC-W22



Performance : 230/460 V 60 Hz 4P

Rated current : 174/87.2 A  
 LRC : 6.4  
 Rated torque : 30.6 kgfm  
 Locked rotor torque : 240 %  
 Breakdown torque : 260 %  
 Rated speed : 1780 rpm

Moment of inertia (J) : 0.9798 kgm<sup>2</sup>  
 Duty cycle : Cont.(S1)  
 Insulation class : F  
 Service factor : 1.25  
 Temperature rise : 80 K  
 Design : B

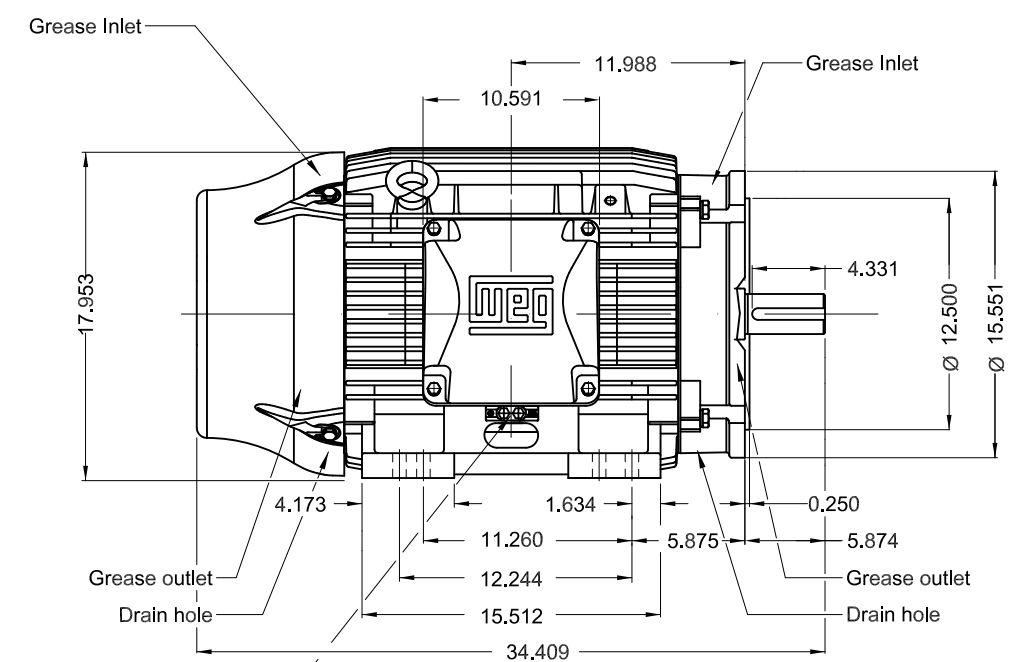
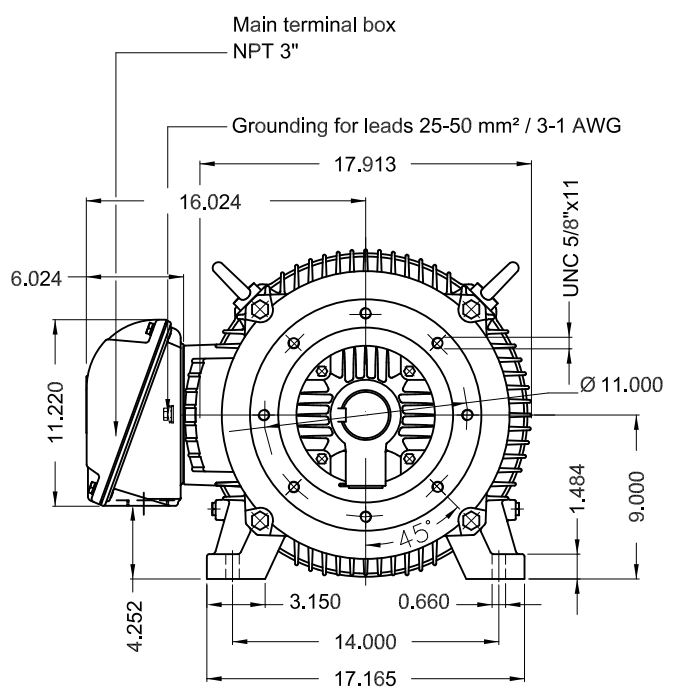
Rev.	Changes Summary	Performed	Checked	Date
Performed by			Page 6 / 6	Revision
Checked by				
Date	06/08/2020			

1 2 3 4 5 6

A

B

C

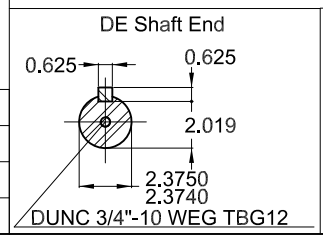


Grounding for leads 25-185 mm² / 3AWG-350MCM

D

E

Without vertical jackscrews  
 Color RAL 5009  
 Painting plan 203A  
 Mounting B34R(D)



75 HP 04 Poles 60Hz A

ECM	LOC	SUMMARY OF MODIFICATIONS	EXECUTED	CHECKED	RELEASED	DATE	VER
EXECUTED	PIRWBUSER	THREE PHASE W22 MOTOR - NEMA PREMIUM EFF					
CHECKED		FRAME 364/5TC IP55 TEFC					
RELEASED							
REL DT.	WMO	Jaragua do Sul	Product Engineering	SHEET	1 / 1		

PREVIEW  
WDD







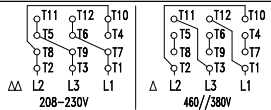
FOR SAFE AREA  
MOD.TE1BFOXON





For 60Hz: Class I, Div 2, Gr. A, B, C and D - T3  
Class I, Zone 2, IIC - T3  
Class II, Div 2, Gr. F and G - T4  
For 60Hz use on PWM, Gr. A, B, C, D and F,  
VT 1000:1, CT 20:1, 1.0SF, T3A

MODEL 07518ET3E365TC-W22  
MADE IN MEXICO  
12076589

PH 3	FR 364/5TC	HP(kW) 75.0(55.0)	Hz 60
V 230/460	A 174/87.2	RPM 1780	DES B
NEMA NOM EFF 95.4 %	INS. CL. F ΔT 80 K	IP55	
ENCL TEFC	DUTY CONT.	AMB. 40°C	
CODE G	PF 0.83	SF 1.25	SFA 218/109
USABLE @208V 186 A	SF 1.10	SFA 205	
75HP 55kW 50Hz 380V 106A 1470RPM SF1.00 EFF 93.6% (IE2)	ALT 1000 m.a.s.l.	952 Lbs	



 → 6314-C3(27g) MOBIL POLYREX EM  
 → 6314-C3(27g) 12000 h