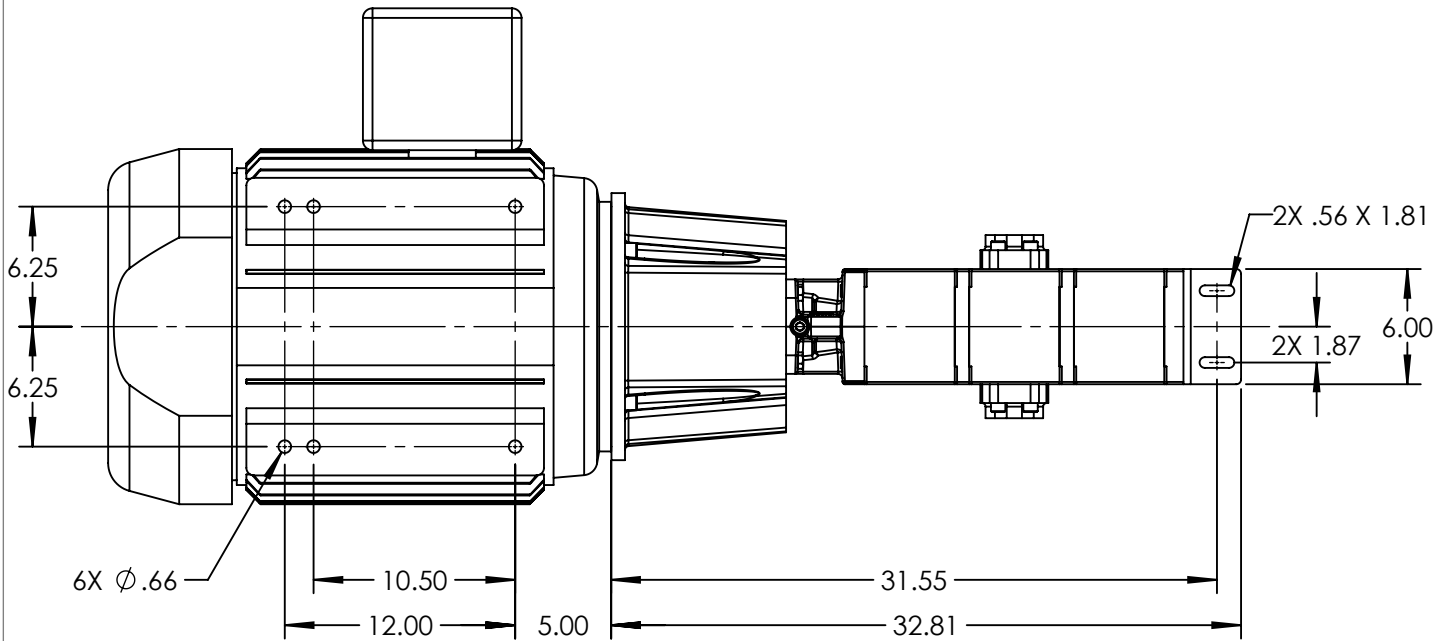
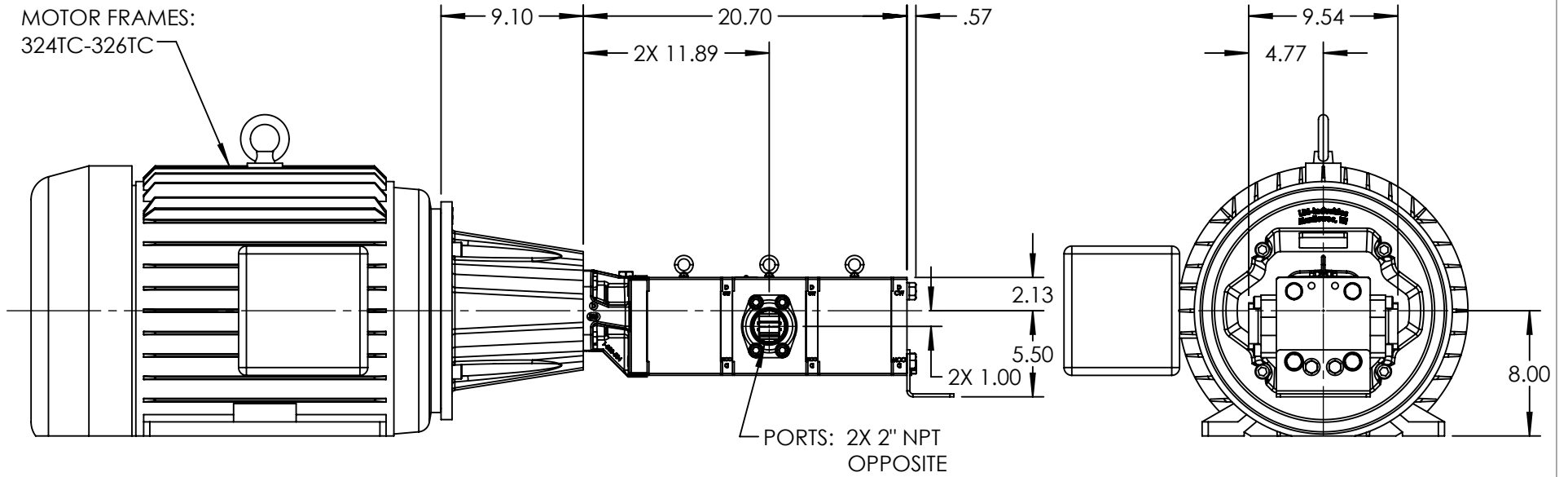


MOTOR FRAMES:  
324TC-326TC



STANDARD MODELS: GB-41039-G00-M, GB-41039-G10-M

NOTES:

1. ALL DIMENSIONS ARE FOR REFERENCE ONLY.

STATE	Released	07/16/2021
DRAWN	bmanternach	7/8/2021
CHECKED	JAG	07/16/2021

DIMENSIONS ARE IN INCHES
PROJECT: E331
WAS:



VIKING PUMP, INC.  
A Unit of IDEX Corporation  
Cedar Falls, IA 50613  
U.S.A.

THIS DRAWING IS THE PROPERTY OF  
VIKING PUMP, INC. AND IS PROPRIETARY  
IN GENERAL AND DETAIL. IT SHALL NOT BE  
COPIED OR ITS CONTENTS REVEALED TO  
OUTSIDE PARTIES WITHOUT THE WRITTEN  
CONSENT OF VIKING PUMP, INC.

3D

DWG. NO. GPV-1039-010-U  
SHEET 1 OF 1

REV. A.0  
07/16/2021



# TORQUE AND CURRENT VS SPEED CURVE

Three Phase Induction Motor - Squirrel Cage

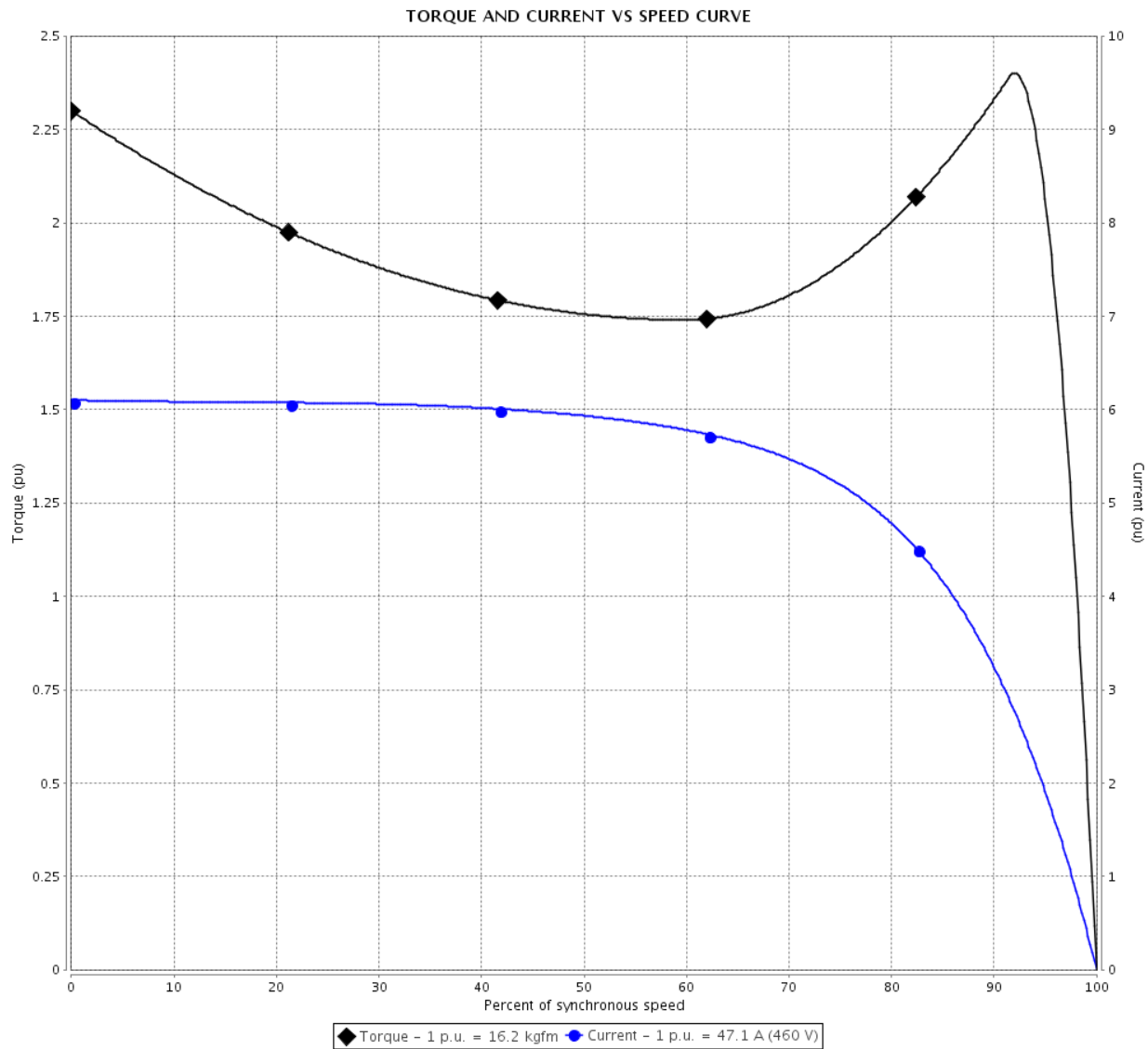


Customer :

Product line : W22 NEMA Premium Efficiency  
Three-Phase

Product code : 12447129

Catalog # : 04018ET3E324TC-W22



Performance : 208-230/460 V 60 Hz 4P

Rated current	: 104-94.2/47.1 A	Moment of inertia (J)	: 0.3861 kgm <sup>2</sup>
LRC	: 6.1	Duty cycle	: Cont.(S1)
Rated torque	: 16.2 kgfm	Insulation class	: F
Locked rotor torque	: 229 %	Service factor	: 1.25
Breakdown torque	: 240 %	Temperature rise	: 80 K
Rated speed	: 1770 rpm	Design	: B

Locked rotor time : 36s (cold) 20s (hot)

Rev.	Changes Summary	Performed	Checked	Date
Performed by			Page 2 / 6	Revision
Checked by				
Date	14/02/2020			

# LOAD PERFORMANCE CURVE

## Three Phase Induction Motor - Squirrel Cage

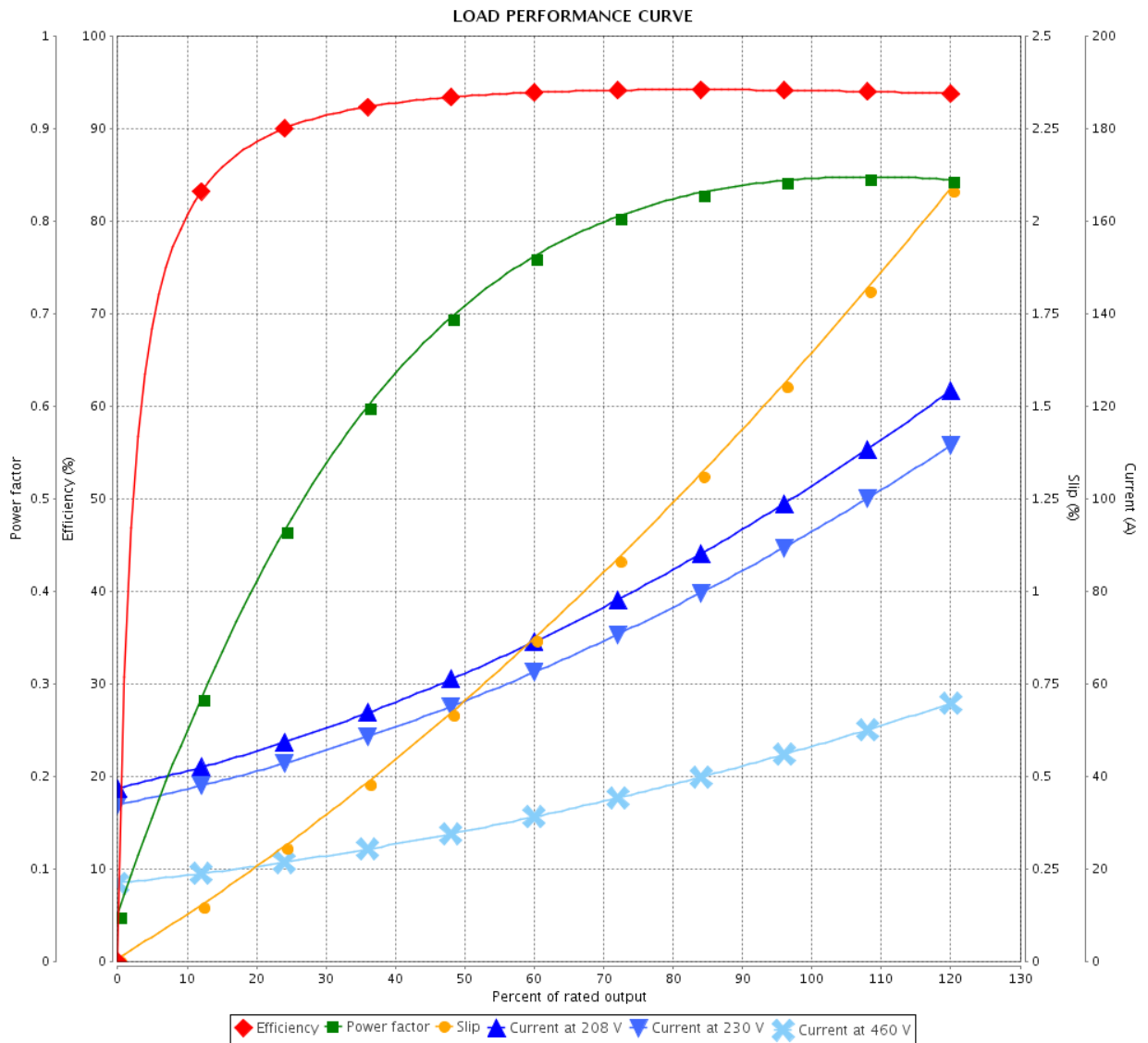


Customer :

Product line : W22 NEMA Premium Efficiency  
Three-Phase

Product code : 12447129

Catalog # : 04018ET3E324TC-W22



Performance : 208-230/460 V 60 Hz 4P

Rated current : 104-94.2/47.1 A  
 LRC : 6.1  
 Rated torque : 16.2 kgfm  
 Locked rotor torque : 229 %  
 Breakdown torque : 240 %  
 Rated speed : 1770 rpm

Moment of inertia (J) : 0.3861 kgm<sup>2</sup>  
 Duty cycle : Cont.(S1)  
 Insulation class : F  
 Service factor : 1.25  
 Temperature rise : 80 K  
 Design : B

Rev.	Changes Summary	Performed	Checked	Date
Performed by			Page	Revision
Checked by				
Date				

# THERMAL LIMIT CURVE



## Three Phase Induction Motor - Squirrel Cage

Customer :

Product line : W22 NEMA Premium Efficiency  
Three-Phase

Product code : 12447129

Catalog # : 04018ET3E324TC-W22

Performance : 208-230/460 V 60 Hz 4P

Rated current : 104-94.2/47.1 A  
LRC : 6.1  
Rated torque : 16.2 kgfm  
Locked rotor torque : 229 %  
Breakdown torque : 240 %  
Rated speed : 1770 rpm

Moment of inertia (J) : 0.3861 kgm<sup>2</sup>  
Duty cycle : Cont.(S1)  
Insulation class : F  
Service factor : 1.25  
Temperature rise : 80 K  
Design : B

Heating constant

Cooling constant

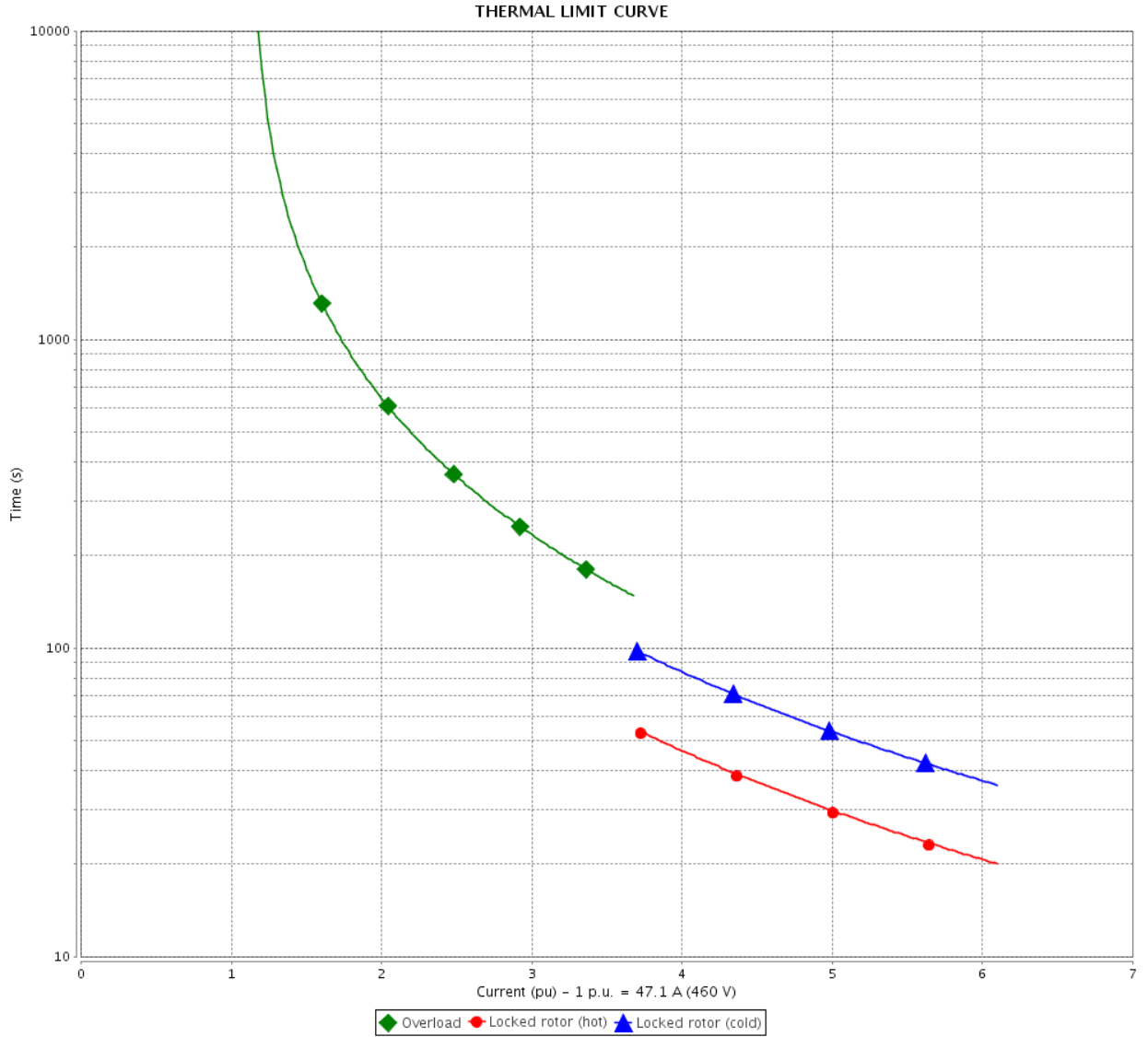
Rev.	Changes Summary	Performed	Checked	Date
Performed by				
Checked by			Page	Revision
Date	14/02/2020		4 / 6	

# THERMAL LIMIT CURVE

Three Phase Induction Motor - Squirrel Cage



Customer : \_\_\_\_\_



Rev.	Changes Summary	Performed	Checked	Date
Performed by		Page		Revision
Checked by		5 / 6		
Date		14/02/2020		

# VFD OPERATION CURVE

Three Phase Induction Motor - Squirrel Cage

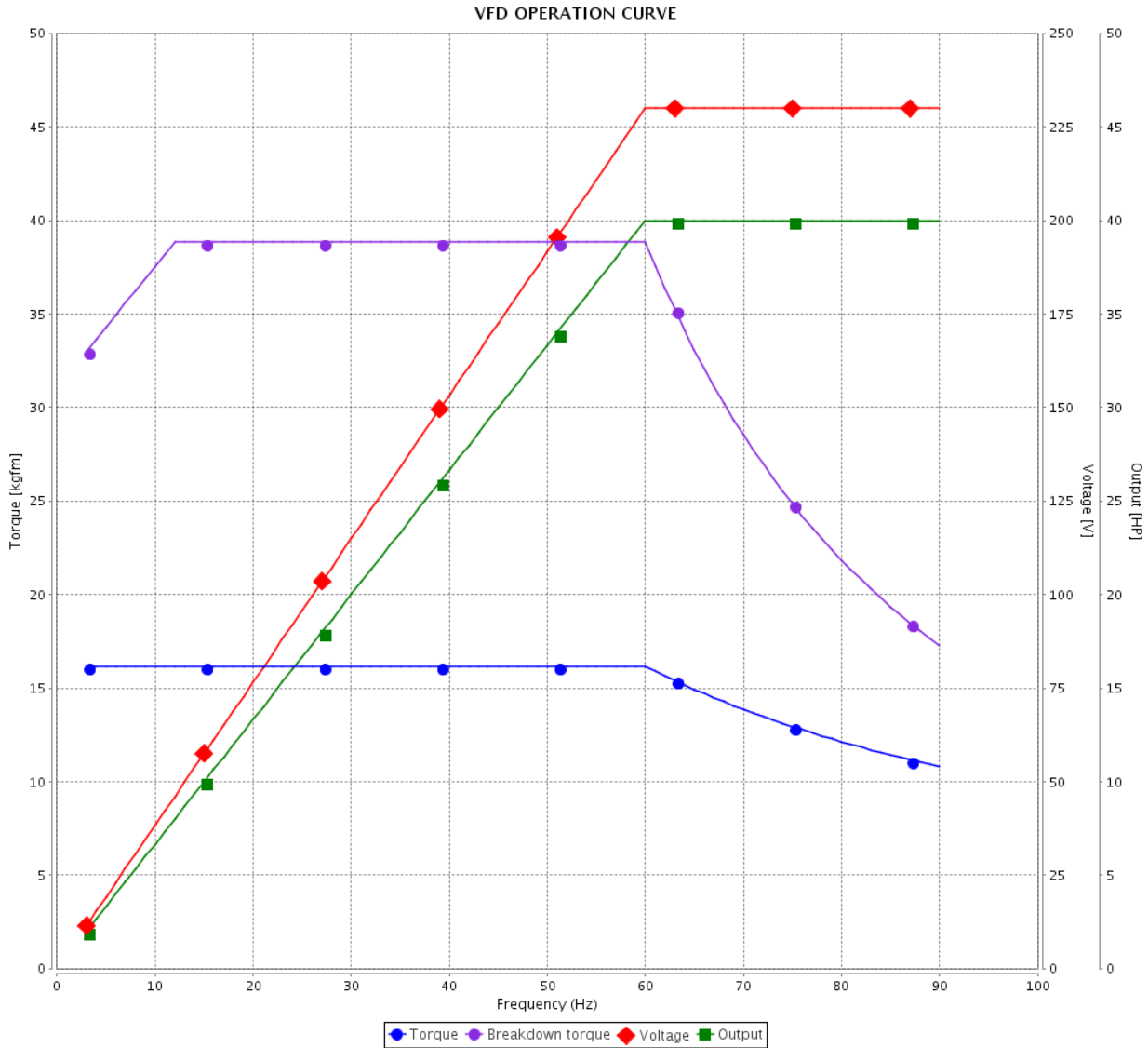


Customer :

Product line : W22 NEMA Premium Efficiency Three-Phase

Product code : 12447129

Catalog # : 04018ET3E324TC-W22

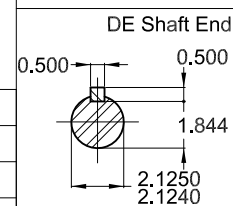
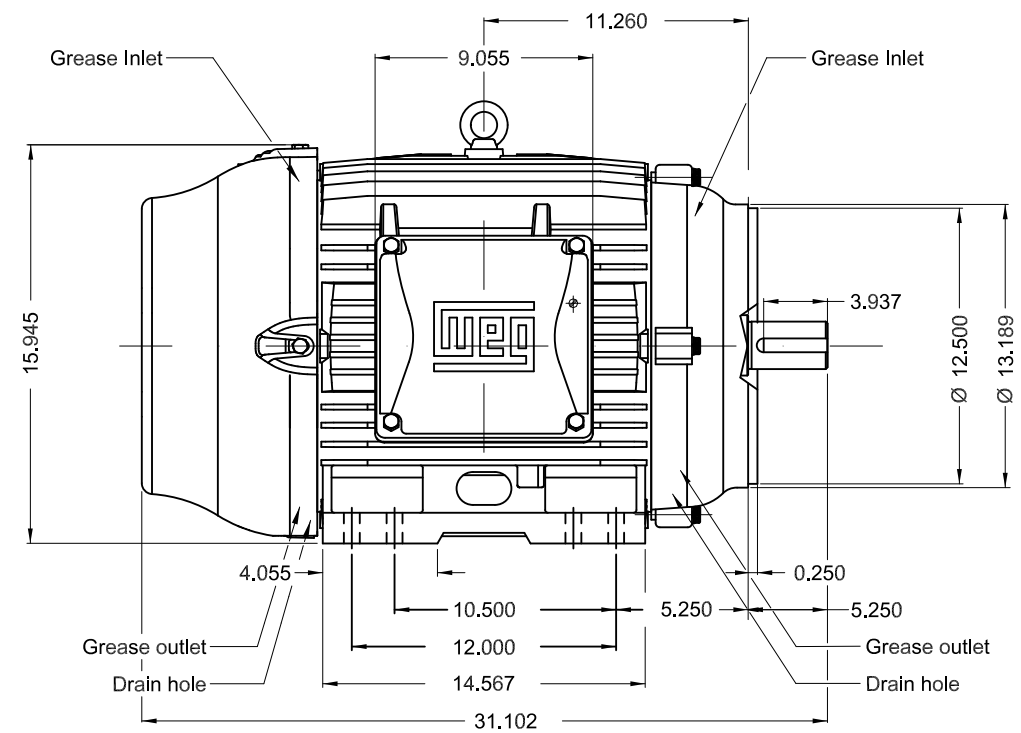
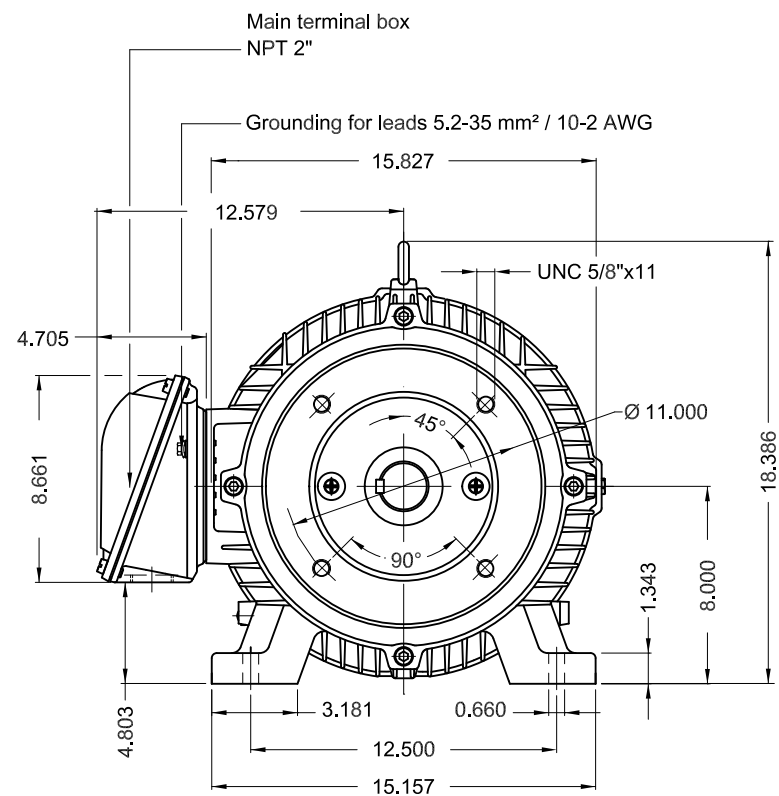


Performance : 208-230/460 V 60 Hz 4P

Rated current : 104-94.2/47.1 A  
 LRC : 6.1  
 Rated torque : 16.2 kgfm  
 Locked rotor torque : 229 %  
 Breakdown torque : 240 %  
 Rated speed : 1770 rpm

Moment of inertia (J) : 0.3861 kgm<sup>2</sup>  
 Duty cycle : Cont.(S1)  
 Insulation class : F  
 Service factor : 1.25  
 Temperature rise : 80 K  
 Design : B

Rev.	Changes Summary	Performed	Checked	Date
Performed by			Page 6 / 6	Revision
Checked by				
Date	14/02/2020			



Without vertical jackscrews  
 Color RAL 5009  
 Painting plan 203A  
 Mounting B34R(D)

40 HP 04 Poles 60Hz

Dimensions in inches

ECM	LOC	SUMMARY OF MODIFICATIONS	EXECUTED	CHECKED	RELEASED	DATE	VER
EXECUTED	PIRWBUSER	THREE PHASE W22 MOTOR - NEMA PREMIUM EFF					
CHECKED		FRAME 324/6TC IP55 TEFC					
RELEASED							
REL DT.	WMO	Jaragua do Sul	Product Engineering				

PREVIEW  
 WDD



SHEET 1 / 1



MODEL 04018ET3E324TC-W22  
MADE IN MEXICO  
12447129



Inverter Duty Motor  
Severe Duty



FOR SAFE AREA  
MOD.TE1BFOXON

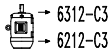
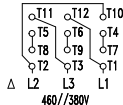
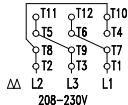


For 60Hz: Class I, Div 2, Gr. A, B, C and D - T3  
Class I, Zone 2, IIC - T3

Class II, Div 2, Gr. F and G - T4

For 60Hz use on PWM, Gr. A, B, C, D and F,  
VT 1000:1, CT 20:1, 1.0SF, T3A

PH 3	FR 324/6TC	HP(kW) 40.0(30.0)	Hz 60
V 230/460	A 94.2/47.1	RPM 1770	DES B
NEMA NOM EFF 94.1 %	INS. CL. F $\Delta$ T 80 K	IP55	
ENCL TEFC	DUTY CONT.	AMB. 40°C	
CODE G	PF 0.85	SF 1.25	SFA 118/58.9
USABLE @208V 104 A	SF 1.15	SFA 120	
40HP 30kW 50Hz 380V 57.4A 1460RPM SF1.00 EFF 92.4% (IE2)	ALT 1000 m.a.s.l.	591 Lbs	



MOBIL POLYREX EM  
21 g 20000 h