

PIVOT DOORS

The Architects' Choice



TECHNICAL INFORMATION





PIVOT DOORS

One of the hottest trends in luxury home design, Pivot Doors continue to impress with their limitless customization options and massive dimensions – up to 10 ft. wide and 20 ft. tall!

Panda's state-of-the-art engineering allows these aluminum systems to offer the appearance of the door operating independently from the frame. Easy to install in existing architecture thanks to unique "pivot hinges" embedded into the top and bottom of the frame, Pivot Doors appear to be floating in thin air when opening and closing.

Applications and Uses

An exciting alternative to a traditional door, Pivot Doors have a modern, elegant style that compliments any residential or commercial project. Durable and easy-to-use, our Pivot Doors come with all of the custom options Panda has available.


Features and Benefits

- For grand entryways that genuinely impress, Panda can custom design one-of-a-kind doors of up to 18 ft. in height and 9 ft. in width.
- Proprietary self-closing, soft-closing options utilize adjustable hydraulic mechanics while allowing for open door holding positions of 0°, 90° and -90°.
- State-of-the-art engineering utilizing 6063-T6 aluminum extrusions, steel pin hinges, and European hardware provides a smooth, almost "weightless" feel when opening and closing.
- Locking mechanism options include standard keyhole, numeric keypad lock, and futuristic biometric fingerprint-reading technologies - all maximally secure against burglary and forced entry.
- Pivot Doors can also be fabricated with sidelite and transom windows.

Customizations

Panda fabricates every system according to your exact design specifications. Choose from a variety of options for wood, threshold, handles, glass, and finishes.

THRESHOLD OPTIONS



3/8" ADA Surface Threshold

This threshold is installed directly on top of finished flooring. Perfect for applications that require ADA compliance as it has ramps on the interior and exterior.



No Threshold

Option available for the most minimal design aesthetic.



FINISH OPTIONS

Due to technical reasons, colors will appear different compared to a sample of the same color in real life. Actual product may vary from samples within specified ranges.



Powder Coat Finishes

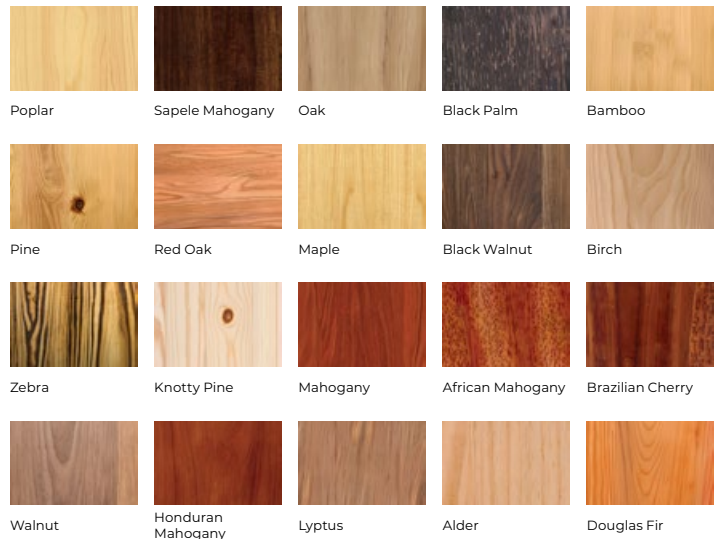
Choose from numerous finish options to make your window or door system your very own. If you would like to create or match custom colors beyond the standard options, our team is ready to assist you.

Twenty-five powder coat finish options are available as standard AAMA 2604. Also available are metallic/bonded powder coat, anodized, Kynar, and Duranar finishes. A two-tone color scheme is available for all thermally-broken systems. Rest assured, our team is here to help you choose the right finish for the environment in which your system will be installed.

Wood

Panda offers many different species for our wood-clad and solid wood systems. Available options are: Stain Grade Pine, Paint Grade Poplar, African Mahogany, Clear Pine, Douglas Fir, Vertical Grain Douglas Fir, Maple, Birch, Cherry, Oak, Alder, Knotty Alder, Teak, and Walnut.

For options not listed or custom wood detailing requests, our team is ready to help meet your design goals.

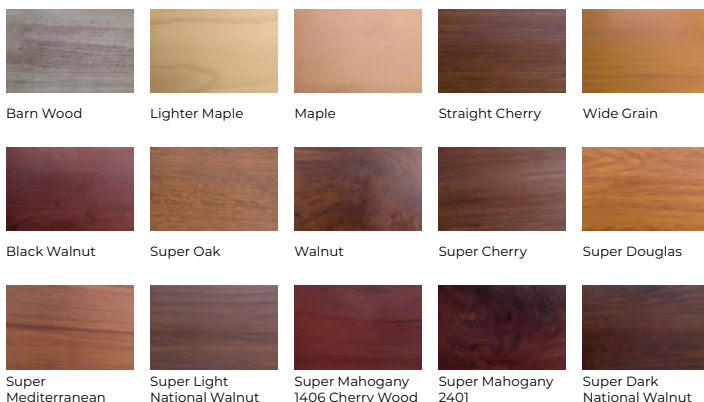


Faux Wood

When your space needs more than a standard stock color, elevate your design with our wood grain textures.

In response to the growing demand for LEED and GREEN builds, Panda is proud to be one of the first companies in the United States to incorporate this cutting-edge design into our aluminum products.

Providing the look of wood and durability of aluminum, faux wood provides a no-compromise solution that will surely exceed all expectations.



PIVOT DOOR HANDLE OPTIONS

Aria



Available in White, Dark Bronze, Black, Brushed Chrome, and Satin Chrome.

Acacia



Available in White, Dark Bronze, Black, Brushed Chrome, and Satin Chrome.

Summit



Available in White, Dark Bronze, Black, Brushed Chrome, and Satin Chrome.

Leilani



Available in White, Black, and Dark Bronze.

Round Ladder Pull



Premium handles that come at an increased cost. Ladder pulls are standard on door exteriors but can be added to the interior upon request.

Both shapes are available in chrome and black finishes, as optional fingerprint scanners are available.

Square Ladder Pull



Smart Handle





Premium, modern handles that come at an increased cost. Supports multiple unlocking methods such as PIN pad, RFID scanner, and thumbprint scanner.

Smart Handle (Slim)



GLASS OPTIONS

Low-E glass comes standard for all units. If you require a specific Low-E or no Low-E option, we will be happy to advise you on the best type of glass for your project.



Click or scan QR code to view Technical Specs.




STILES/PANEL INFO


Model	Material & Construction	Panel Thickness	Stile & Rail Profile
PDS.20 All Aluminum	Aluminum extrusions with wall thickness of up to 1/8"	2 5/8"	2 5/8"
PDS.21 All Aluminum Slim Profile	Aluminum strength with a slim profile	2 5/8"	1 9/16"
PDWS.22 Aluminum / Wood Clad	Aluminum strength with the natural beauty of wood	3 1/8"	2 5/8"
PDWWS.23 Solid Wood	Solid Exterior/LVL Wood Core	2 1/2"	4"
PDTS.64 All Aluminum Thermally Broken Slim Profile	Thermal breaks create non-conductive bridge using polyamide iso-bars	2 15/16"	1 9/16"
PDTS.68 All Aluminum Thermally Broken	Thermal breaks create non-conductive bridge using polyamide iso-bars	2 15/16"	2 5/8"
PDWTS.69 Aluminum / Wood Clad Thermally Broken	Thermal breaks with thicker aluminum panels for superior performance	3 1/8"	2 5/8"

Click or scan QR code to view Technical Specs.

PDS.20 All Aluminum




**PDS.21 All Aluminum
Slim Profile**




PDWS.22 Aluminum / Wood Clad




PDWWS.23 Solid Wood



**PDTS.64 All Aluminum
Thermally Broken Slim Profile**



**PDTS.68 All Aluminum
Thermally Broken**



**PDWTS.69 Aluminum / Wood
Clad Thermally Broken**



Pivot Door Animations





THE ART OF LUXURY



3415 Bellington Road
N. Las Vegas, NV 89030
(888) 246-1651

www.panda-windows.com

Last Updated August 2024