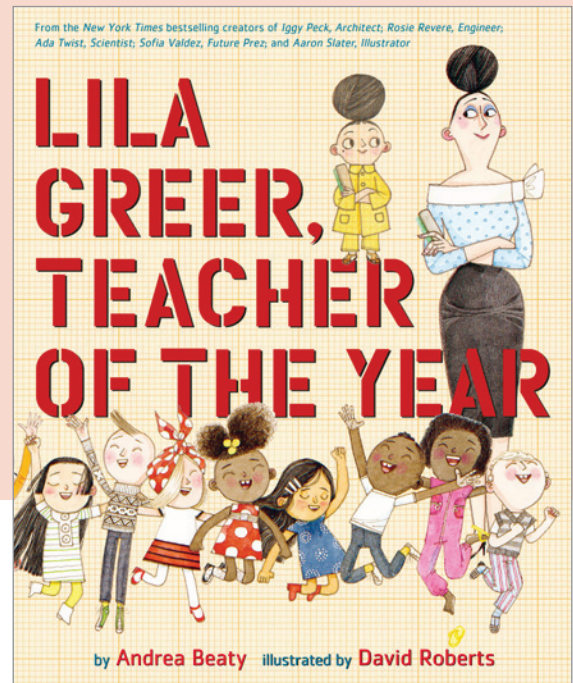


LILA GREER, TEACHER OF THE YEAR

by Andrea Beaty illustrated by David Roberts



ABOUT THE BOOK

Lila Greer, Teacher of the Year is a moving story starring the Questioners' teacher that's all about kindness, learning to face your fears, and the profound difference that one brilliant educator can make in a child's life, from author Andrea Beaty and illustrator David Roberts, the #1 *New York Times* bestselling creators of *Aaron Slater, Illustrator* and *Ada Twist, Scientist*!

Lila Greer is full of worries. Even the smallest things—from cabbages to cardboard—fill her with dread and *What Ifs*. So, when her family makes a big change—moving to a new town—the worry and *What Ifs* only grow. What if things go wrong? What if no one likes her?

At first, Lila feels right to be worried. In her new home, everything is strange. The new kids, the new smells. Lila feels alone and invisible. But there's one person who sees her: Lila's teacher, Ms. Kern. Through some creativity, blackboard erasers, and—most of all—kindness, Ms. Kern finds a way to make Lila feel welcome and open to new experiences. This lesson will resonate with Lila long after second grade.

ABOUT THE THE AUTHOR AND ILLUSTRATOR

Andrea Beaty is the author of many beloved children's books, including the bestselling Questioners series; *I Love You Like Yellow*; *Happy Birthday*, *Madame Chapeau*; and *One Girl*. She lives just outside Chicago.

David Roberts has illustrated many children's books, including the bestselling Questioners series. He lives in London. Andrea and David are both executive producers of the Emmy Award-winning show *Ada Twist, Scientist* on Netflix.

VOCABULARY

These vocabulary words can be found throughout the book (in the order they are listed). Use these words as a starting point for a vocabulary study with *Lila Greer, Teacher of the Year*. Research shows that reading, and discussing words within the context of reading, is one of the most effective ways to learn vocabulary.

Dread

Adjust

Déjà Vu

Fiercely

Wiggly

Expand

Recall

Ferociously

Stern

Settled

Isolated

Unfathomably

ACTIVITIES

Use these activities to extend student learning with *Lila Greer, Teacher of the Year*

Anxiety

Throughout the text, Lila is described as having thoughts of “*What If*s” fill her with dread. These anxious feelings cause Lila to have trouble sleeping, make her feel lonely and afraid, and stop her from doing activities.

As author Andrea Beaty shares in her Author’s Note: “Stressful events or situations can affect our bodies. Our hearts might beat faster, and we might breathe faster, too. We can feel nervous or worried. We might sweat or have a sense of impending doom. These feelings are part of anxiety. Occasional anxiety is a regular part of everyone’s life. Usually, anxiety passes when the stressful event is over.”

NOTE TO THE EDUCATOR: The Kids Helpline YouTube Channel has a four-part series titled “Anxiety (for Kids)” that may help in teaching about anxiety.

PART 1: All about emotions: bit.ly/kidshelpline1

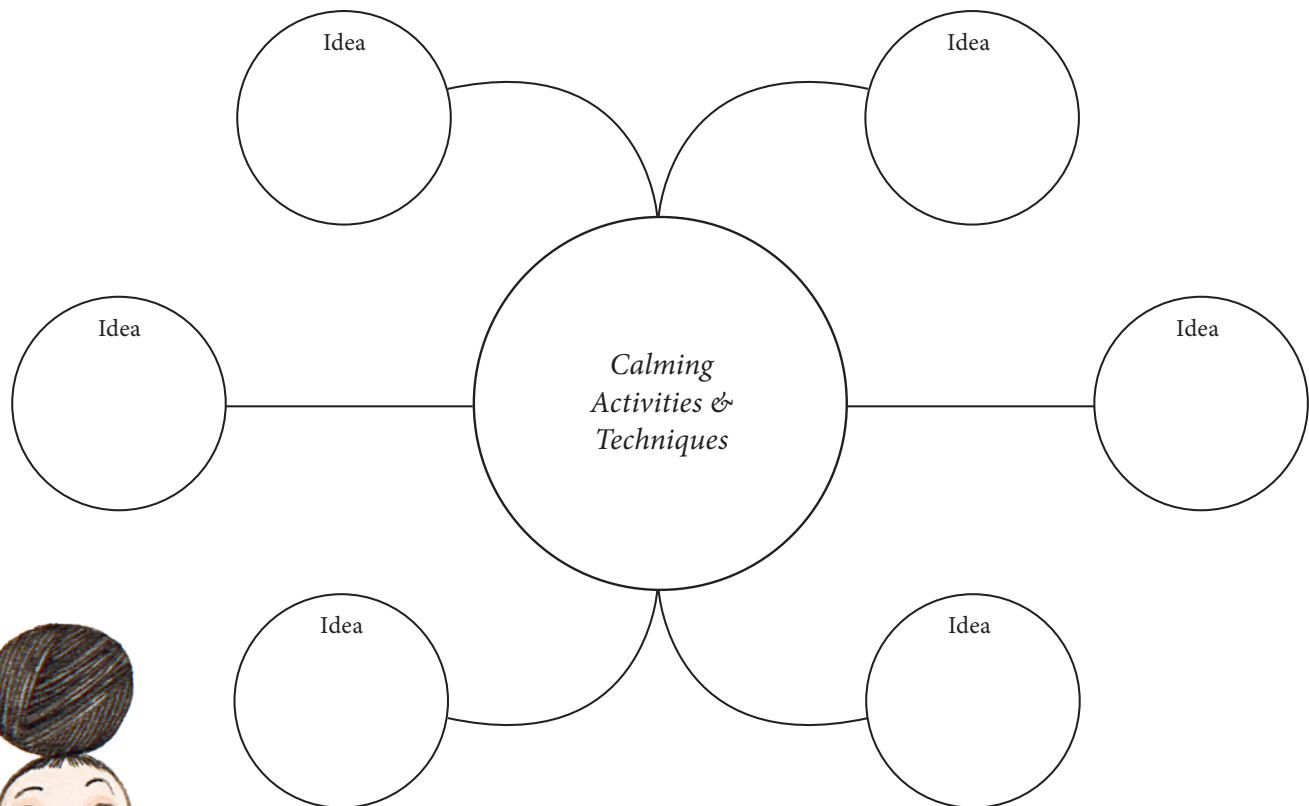
PART 2: Your brain: bit.ly/kidshelpline2

PART 3: The fight, flight, and freeze responses: bit.ly/kidshelpline3

PART 4: Coping strategies: bit.ly/kidshelpline4

- Part 4 could be shown after the following activity if you want students to brainstorm without the assistance of the video.

During a time when you feel the effects of anxiety, calming activities/techniques may help. Create a web, or other brainstorming graphic organizer of your choice, with some calming activities/techniques that you find helpful.



Connection to the text: What calming activities would you have recommended to Lila at different points in the text? Did you see any evidence of Lila using a calming technique?

Note to the educator: The Responsive Counselor has “6 Things to Teach Kids About Anxiety”, which includes activities that go over the basics and then dig deeper. These activities are great extensions to further the lessons around anxiety. Visit her post at bit.ly/theresponsivecounselor

CHARACTER INFLUENCES

Using clues from the illustrations, make inferences about the personalities of each of Lila’s family members.

| Character | Clues in the illustration(s) | Inference |
|-------------------------|------------------------------|-----------|
| Father | | |
| Brother ↑ | | |
| Brother ↓ | | |
| Brother | | |
| Brother 🕶️ | | |
| Cat (gray) | | |
| Cat (gray with stripes) | | |
| Cat (white) | | |
| Crow | | |

IDIOMS

Idioms are sayings that do not literally mean what they say and instead are used to add extra description. The author uses idioms throughout the book. For each idiom in the book, create an illustration for what the idiom *literally* means and what the idiom *figuratively* means.

| Idiom | Literal Meaning | Figurative meaning |
|--|--|---|
| Example: Raining cats and dogs | Draw a picture of cats and dogs falling from the sky | Draw a picture of lots of rain pouring from the sky |
| Heart racing | | |
| Knots in her stomach | | |
| World flipped upside down | | |
| Built a new home | | |
| Memories flooded back | | |



BIG CHANGES

When Lila's family moves, it is described as her world flipped upside down—and the creators literally turned the page upside down. Think of a time when a big change happened in your life. Using the flipped spread in *Lila Greer* as an inspiration, create your own upside-down spread, with one side showing before the change in your life happened and the opposite side showing after the change happened.

| |
|--------------------------------|
| <i>Image before the change</i> |
| <i>Image after the change</i> |

TEACHERS


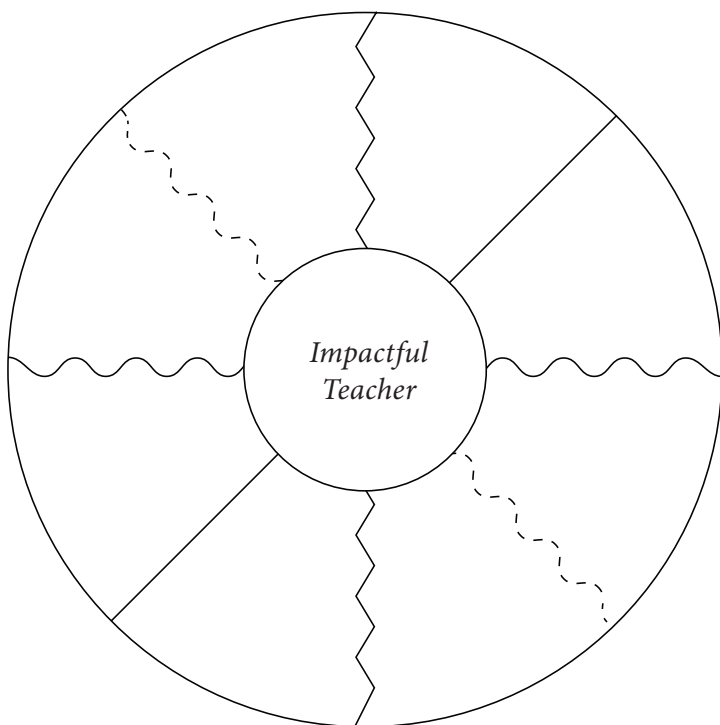
Teachers are a great influence on many different peoples' lives, just like Ms. Kern was for Miss Greer.

Pick a trusted adult and interview that person about the teacher that made the biggest impact on their life.

Make sure to ask the **5 Ws and H**:

- **Who** was the teacher who made the biggest impact on your life?
- **What** did they do to make this impact?
- **Why** was it so impactful?
- **When** did they teach you?
- **Where** did they teach you?
- **How** did they impact you throughout your life?

After the interviews, everyone should share what they learned about the teachers. Then, as a class, create a circle map defining "Impactful Teacher" in order to answer the question "What makes a teacher impactful?".



QUESTIONS FOR CLASS DISCUSSION

Use these questions as whole class discussions, reading check-ins, or as writing prompts with *Lila Greer, Teacher of the Year*.

1. What “*What Ifs*” do you think about that sometimes cause you to worry? Do your “*What Ifs*” overlap with any of Lila’s?
 - Extension: Where Lila’s “*What Ifs*” are first introduced in the text, the illustrator also created a question mark out of the ones mentioned. Create a question mark with your own “*What Ifs*.”
2. Ms. Kern is first described as stern, but Lila eventually realizes that she was also kind. What did Ms. Kern do that made Lila realize that she was kind?
3. When Lila entered Ms. Kern’s classroom, she had trouble adjusting. What did the students in her class do to help her feel more accepted? What does this show you about how you could help a peer if they are struggling?
4. Ms. Kern helps change Lila’s life by helping her overcome her anxious feelings about a new school. Although we never see any lessons that Ms. Kern teaches, would you consider her a good teacher? What does this tell you about what makes a good teacher?
5. The author chooses to tell Lila’s story from birth until she becomes a teacher herself, instead of simply focusing on the “*What Ifs*” of Lila as a child. What lesson do you think the author is trying to teach the reader about adults?
6. When Miss Greer goes to enter her classroom as a teacher, the illustrator included an illustration of a young Lila holding Miss Greer’s hand. Why would the illustrator make the choice to do this? What does it symbolize?
7. The theme is a lesson that the reader takes away from a text. What did this text teach you?
8. After reading any of the other Questioneer books:
 - How does reading *Lila Greer, Teacher of the Year* help you understand how Miss Greer teaches?
 - Can you find all the Questioneers in Miss Greer’s class?
 - Miss Greer’s book is different than the rest of the Questioneer books. How does it fit in with the other books in the series?

COMMON CORE STATE STANDARDS

Here are a few examples of English Language Arts Common Core Anchor Standards that can be met by extending *Lila Greer, Teacher of the Year* with the above discussion questions/activities.

CCSS.ELA-LITERACY.CCRA.R.1

Read closely to determine what the text says explicitly and to make logical inferences from it; cite specific textual evidence when writing or speaking to support conclusions drawn from the text.

CCSS.ELA-LITERACY.CCRA.R.2

Determine central ideas or themes of a text and analyze their development; summarize the key supporting details and ideas.

CCSS.ELA-LITERACY.CCRA.R.3

Analyze how and why individuals, events, or ideas develop and interact over the course of a text.

CCSS.ELA-LITERACY.CCRA.R.4


Interpret words and phrases as they are used in a text, including determining technical, connotative, and figurative meanings, and analyze how specific word choices shape meaning or tone.

All CASEL competencies, though especially Self-Management and Relationship Skills, from the CASEL Framework (CASEL.org) can also be met by extending *Lila Greer, Teacher of the Year* with the above discussion questions/activities.


This guide was created by Kellee Moye, a middle school librarian in Orlando, Florida. Kellee is the author of various teaching guides for all levels; the co-author of the blog **Unleashing Readers**; Assembly on Literature for Adolescents of NCTE (ALAN) 2024 President and a member of the 2016-2018 ALAN Board of Directors; a jury member then co-chair of the 2020-2021 Schneider Family Award Jury; a member then chair of the 2012-2014 Amelia Elizabeth Walden Book Award committee; and a member of NCTE, ALAN, AASL, and ALA.

FOLLOW THE QUESTIONEERS ON ALL OF THEIR ADVENTURES!


PICTURE BOOKS



9780810911062




9781419708459




9781419721373



9781419737046




9781419753961



9781419769047

NEW!


CHAPTER BOOKS




9781419736926




9781419733604




9781419734229



9781419743504



9781419743528




9781419753985


PROJECT BOOKS




9781419718922




9781419719103



9781419730245



9781419749445



9781419753978

NONFICTION EARLY READER BOOKS



9781419759253



9781419761515



9781419761539



9781419765551



9781419770425


**AVAILABLE
APRIL 2024!**



HELP LILA GET TO CLASS!

Class is starting soon! Help Lila draw the right path to complete the maze and reach the Questioneers.

START



FINISH



FOLLOW  THE QUESTIONEERS ON ALL OF THEIR ADVENTURES—NEARLY 6 MILLION COPIES SOLD!



PICTURE BOOKS

NEW!



CHAPTER BOOKS



ACTIVITY BOOKS



ABRAMS

READ. QUESTION. THINK. ★ [Questioneers.com](https://www.questioneers.com)


By Andrea Beaty, Illustrations © David Roberts

DEAR TEACHER . . .

Do you have a brilliant teacher who has made a difference in your life? Use the lines below to write a letter to your favorite teacher and tell them all the ways they've helped you grow and learn, just like Lila Greer's teacher did with young Lila. When you're finished, with an adult's help, cut out your letter and give it to your teacher as a special gift!



CUT DOTTED LINE



A large white rectangular area with horizontal dotted lines for writing a letter.

FOLLOW  THE QUESTIONEERS ON ALL OF THEIR ADVENTURES—NEARLY 6 MILLION COPIES SOLD!



PICTURE BOOKS

NEW!



CHAPTER BOOKS




ACTIVITY BOOKS




READ. QUESTION. THINK. ★ Questioneers.com

By Andrea Beaty, Illustrations © David Roberts


My
TEACHER OF THE YEAR
is


By Andrea Beatty, Illustrations © David Roberts




My
TEACHER OF THE YEAR
is


By Andrea Beatty, Illustrations © David Roberts




My
TEACHER OF THE YEAR
is


By Andrea Beatty, Illustrations © David Roberts




My
TEACHER OF THE YEAR
is


By Andrea Beatty, Illustrations © David Roberts




My
TEACHER OF THE YEAR
is

By Andrea Beatty, Illustrations © David Roberts




My
TEACHER OF THE YEAR
is

By Andrea Beatty, Illustrations © David Roberts



CREATE A DESK SIGN

Make your school year wonderfully wonderful by adding some flair to your classroom or home! Use the space below to design a sign for your desk that showcases all the cool things about yourself. Start with your name and then add words or drawings that represent you, your family and friends, and things you enjoy. When you're finished, cut out your sign and display it wherever you'd like to show it off!



CUT DOTTED LINE



FOLLOW  **THE QUESTIONEERS** ON ALL OF THEIR ADVENTURES—NEARLY 6 MILLION COPIES SOLD!



PICTURE BOOKS



CHAPTER BOOKS



ACTIVITY BOOKS



ABRAMS

READ. QUESTION. THINK. ★ [Questioners.com](https://www.questioners.com)

By Andrea Beaty, Illustrations © David Roberts

WHICH QUESTIONEER ARE YOU?

Circle the answers to each question in the quiz below that sounds most like you. Tally your answers when you're done and use the key at the bottom of this page to reveal which Questioneer you're most like. Three cheers for YOU!

1) Which activity do you most like to do in your free time?

- A. Invent little gadgets
- B. Draw, color, or paint
- C. Solve games and puzzles
- D. Volunteer in your community
- E. Build with Legos
- F. Read books

2) What is your favorite subject in school?

- A. Technology
- B. Art
- C. Science
- D. History
- E. Math
- F. Language Arts

3) Which quote best describes your personality?

- A. "The only true failure can come if you quit."
- B. "Art makes a difference . . . art leads the way."
- C. "What? Why? How? When?"
- D. "No one can do everything. But everyone can do something."
- E. "There are worse things to do . . . than to spend your time building a dream."
- F. "It's so good to meet you. I'm so glad you're here."

4) What is your favorite color?

- A. Red
- B. Orange
- C. Purple
- D. Blue
- E. Green
- F. Yellow

5) What do you want to be when you grow up?

- A. An engineer
- B. An artist
- C. A scientist
- D. A activist
- E. An architect
- F. A teacher

6) Where would you most like to visit on a day off from school?

- A. A theme park
- B. An art museum
- C. A science center
- D. Your town hall
- E. A sculpture park
- F. A bookstore

7) Which word best describes you?

- A. Determined
- B. Creative
- C. Curious
- D. Helpful
- E. Imaginative
- F. Kind



If you circled mostly A's, you're a **Bold Engineer** like **ROSIE REVERE**!

If you circled mostly B's, you're a **Astonishing Artist** like **AARON SLATER**!

If you circled mostly C's, you're a **Stellar Scientist** like **ADA TWIST**!

If you circled mostly D's, you're an **Awesome Activist** like **SOFIA VALDEZ**!

If you circled mostly E's, you're an **Amazing Architect** like **IGGY PECK**!

If you circled mostly F's, you're on your way to being a **Teacher of the Year** like **LILA GREER**!

FOLLOW THE QUESTIONEERS ON ALL OF THEIR ADVENTURES—NEARLY 6 MILLION COPIES SOLD!



PICTURE BOOKS



CHAPTER BOOKS



ACTIVITY BOOKS



READ. QUESTION. THINK. ★ **Questioneers.com**

By Andrea Beaty, Illustrations © David Roberts



READ. QUESTION. THINK.

Be a

THE QUESTIONERS

By Andrea Beatty, Illustrations © David Roberts



READ. QUESTION. THINK.

Be a

THE QUESTIONERS

By Andrea Beatty, Illustrations © David Roberts



READ. QUESTION. THINK.

Be a

THE QUESTIONERS

By Andrea Beatty, Illustrations © David Roberts



READ. QUESTION. THINK.

Be a

THE QUESTIONERS

By Andrea Beatty, Illustrations © David Roberts



READ. QUESTION. THINK.

Be a

THE QUESTIONERS

By Andrea Beatty, Illustrations © David Roberts




READ. QUESTION. THINK.

Be a

THE QUESTIONERS


By Andrea Beatty, Illustrations © David Roberts






IGGY & ROSIE & ADA & SOFIA & AARON & LILA



[FRONT]

Follow

 THE QUESTIONEERS
on all of their
picture book
adventures!



By Andrea Beaty, Illustrations © David Roberts



Questioners.com

[WITH THE HELP OF AN ADULT, CUT OUT, FOLD ON DOTTED LINE, AND TAPE BOOKMARK TOGETHER]



[BACK]

For best results, print on heavier cardstock.