



Curated insights. Connected care.

Top healthcare payers and providers use Arcadia to consolidate data across EHRs, billing, ADT feeds, third-party claims, and more. This single platform empowers AI model development, automates workflows, and powers advanced business intelligence to inform high-impact decisions.

With Arcadia, your team can drive outcomes that matter: improve patient care, streamline operations, and accelerate value-based initiatives. Access real-time insights, close care gaps, and support your value-based initiatives on healthcare's most connected data analytics platform.



70%+

RAF /
Visit Capture

98%

MSSP
Quality Score

25%

Reduction in
Inpatient Admissions

92.6

Average
CAHPS Rating

1.5x

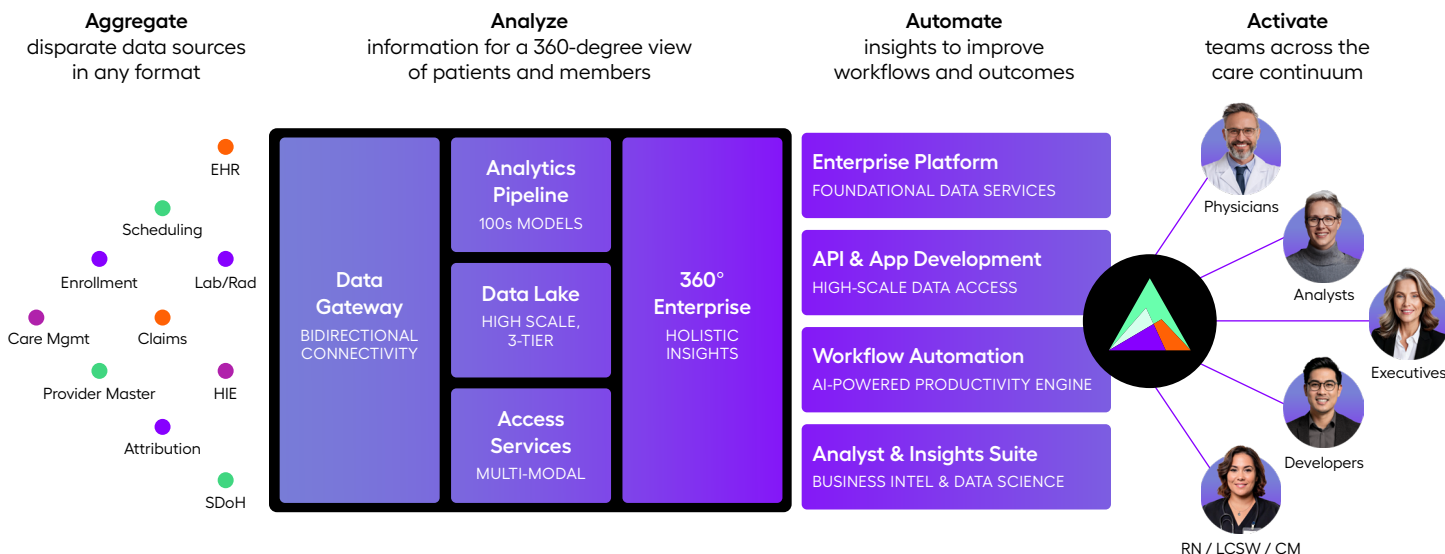
Higher Mssp
Bonuses

Partnering with leading health systems and payers



All your data, one platform

Unify disparate data sources and power AI models, reports, and workflow tools — all from a single source of truth.



Integrate data from multiple sources

Connect to over 50 EHRs, payer systems, and 3rd party databases to seamlessly process clinical and administrative data from labs, pharmacy, billing, and scheduling systems. Data is standardized in real-time, ensuring it's immediately ready for analytics and reporting.

Aggregate and store multi-source data in one place

Aggregate and store clinical and administrative data from diverse sources, staging it in real-time for analytics. Ensure a centralized, validated data environment that supports population health and operational insights.

Cleanse and enrich data in real time

Cleanse, enrich and normalize clinical and administrative data in real time. Harmonize schema, match patients with MPI, and make enriched data available quickly. Gain full transparency and visibility into telemetry streams powering the analytics systems.

Power analytics with AI, ML, and quality engines

Enrich data using analytic engines designed for population health and value-based care. Support quality measures, risk adjustment models, and AI/ML-powered insights for improved predictive analytics and patient stratification, with claims grouping and pre-built models integrated into workflows.

700+

Clinical Quality Measures

500+

Claims Groups and Episodes

5

Risk Adjustment Models
200+ Suspect Rules

20+

AI Models on Clinical Risk

80

Operations and Cost Analytical Domains

3,259

Payer Integrations To-Date

36,241

Provider Doorsteps with Clinical Integration

639

Across Payer Sources Integrated

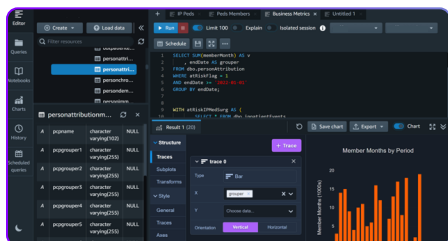
12.2PB

Monthly Data Throughput (Petabyte = 1M GB)

Analytics that drive action

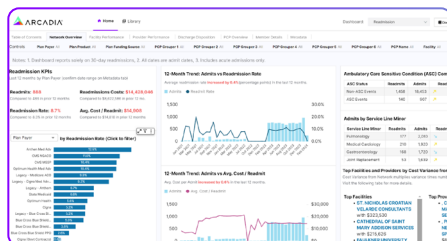
Out-of-the-box insights on a platform built for growth — empowering every team in your organization.

Democratize Data Insights




Access advanced analytics through a SQL-based data warehouse

Provide analytics and data science teams direct, database-level access to tackle more complex data analysis and querying use cases



Utilize 50+ pre-built dashboards or self-configure for your unique needs

Access Business Intelligence and analytics dashboards that provide analysts the ability to explore data and uncover insights without having to write code or use spreadsheets



Distribute analytics reports and scorecards to key stakeholders

Send polished, PHI-free reports and scorecards directly to stakeholders' inboxes. Ensure data-driven insights are shared promptly to inform strategic decisions and drive action

Empower Your Workforce



Data Science & Clinical Researchers

Build registries to target high risk patients
Access benchmarking data from more than 300 million patients



Analysts & Actuaries

Optimize and design high performing provider networks
Streamline value-based contract management



Care Managers & Liaisons

Coordinate care for high-needs patients
Deliver proactive care reminders to patients



Point-of-Care Clinical Team

Access data-driven point-of-care insights within the EHR



Coders & Billers

Automate documentation for quality and risk programs

Access leading benchmark and performance insights with CareJourney by Arcadia

CareJourney by Arcadia brings together healthcare's most connected platform and workflow tools with insights derived from more than 300 million patients and over 2 million providers nationwide.



Deep VBC expertise and 3rd party benchmarks

National benchmark analytics centered on VBC drivers of success to navigate markets you operate in, as well as those you don't, with informed decisions



Comprehensive multi-LOB provider performance insights

Provider profiles led by cost and quality metrics and their building blocks — critical for care improvement, network development and routing



Earliest performance indicators

Leading financial and clinical signals delivered within hours of data availability to maximize care coordination and financial performance

Keep your data secure

Arcadia employs a comprehensive security framework to safeguard your data, including:

- Multi-layered protocols to defend against threats
- Continuous security assessments to ensure robust protection
- Advanced detection to monitor and prevent anomalies



Arcadia customers achieve:

81%

In-Visit
Diagnosis Capture

59%

More Closed Risk
Per Patient

4 days

Reduction Post
Acute Alos

\$8K

Reduction Post
Discharge

"Arcadia's data is so detailed; it really gives us a deep dive of how sick our population is. The data has been a game changer allowing us to better understand our patients. Arcadia's reporting features have helped me to share insights on the severity of our patients' illness with our C-Suite and that helps us to take the next step and leverage how we can improve our care management and, of course, our financial reimbursements."

— Anita Chadha, Director for Clinical Documentation and HCC Coding, Ascension Illinois/AMITA Health

Top payers and healthcare providers trust Arcadia to deliver insights where they matter most.
arcadia.io | hello@arcadia.io

