

WINDOW WORLD

4000 SERIES



4000 Series
Double-Hung Window in White

Double-Hung and Double-Sliding
Vinyl Replacement Windows

Window
World[®]


WINDOW WORLD 4000 Series

Showcase your home with Window World® 4000 Series Vinyl Windows. With top energy efficiency, exceptional strength, and beautifully clean and sleek lines, they'll provide you everything you're looking for, and more.

Window World® energy-efficient options and a variety of stylish design choices offer numerous opportunities to customize our 4000 Series Replacement Windows to suit your needs. Choose to upgrade with our SolarZone® glass packages to help improve thermal performance and reduce energy costs. A variety of operational configurations gives you the ability to select the window style that will make the most of your home. Achieve your most creative design aspirations by choosing from our white, almond, or clay color offerings with options to add an interior woodgrain laminate, rich-hued exterior color, plus multiple distinctive grid patterns or blinds-between-the-glass. After Window World's expert installation, you'll rest assured knowing you've chosen the best quality windows available.


LIFETIME
LIMITED WARRANTY*

AAMA
Dealer of AAMA
Certified Products,
an FGIA Program



4000 Series
Double-Hung Window in White

*Restrictions may apply. For complete details, see the warranty at your nearest Window World store.



4000 Series
Double-Sliding Window in White

WINDOW WORLD® 4000 SERIES DOUBLE-SLIDING WINDOW

Featuring a warm-edge spacer system, multi-chambered frame, and triple-pane option, Window World® 4000 Series double-sliding window can meet ENERGY STAR® requirements in all zones. The heavy-duty weatherstripping protects against dust and other debris, and the dual-adjustable roller system makes for easy operation.

DOUBLE SLIDING WINDOW FEATURES

- Heavy-duty tandem rollers ensure easy, consistent operation.
- Two- or three-panel configurations are available.
- Beveled exterior profile creates a clean, timeless aesthetic
- Dual-opposing, mortised recessed locks create a stronger, safer seal
- Integral pull rails for easy opening and closing
- Dual adjustable roller system results in smooth, effortless operation






4000 Series
Double-Hung Window in Colonial Cherry

COLOR OPTIONS

Window World® offers a wide variety of color options to complement the interior or exterior style of your home. Classic extruded vinyl colors can be enhanced by expertly applied interior woodgrains and rich-hued interior and exterior finishes. Window World's high-performance color coatings provide low-maintenance, durable color while combining the look of wood-crafted windows with the energy efficiency of vinyl.

INTERIOR VINYL COLORS



White Almond Clay Black


Black interior available with black exterior only. Clay interior available with clay exterior only.

INTERIOR WOODGRAIN



Natural Oak Hillside Oak Colonial Cherry

EXTERIOR COLORS



White Bronze Almond Cream Clay Cocoa Forest Green Black


White exterior not available with almond or clay interior

WINDOW WORLD® 4000 SERIES DOUBLE-HUNG WINDOW

Our best-selling replacement window features superior styling, handcrafted quality, and exceptional long-term performance. Details like its beveled exterior profile and eight exterior color choices complement energy-efficient options such as a warm-edge spacer system, optional foam-enhanced mainframe, insulated dual-pane and triple-pane glass, and heavy-duty weatherstripping.

DOUBLE-HUNG BEST-IN-CLASS FEATURES

- A** Welded, heavy-duty vinyl construction provides superior strength and durability while multiple hollow chambers in the mainframe create sealed air spaces for an effective insulating barrier.
- B** High-density foam is available throughout the mainframe of the double-hung to enhance structural and thermal performance.
- C** Beveled exterior edge adds style and curb appeal to an already sleek design .
- D** Optional Dual- and triple-pane insulating glass creates sealed air space between the panes that is enhanced by our Duralite® warm-edge spacer system.
- E** Metal reinforcements at the meeting rail add further stability.
- F** Recessed, opposing cam locks secure your window without interrupting sight lines.
- G** Heavy-duty weatherstripping and interlocking sashes help to keep weather and wind outside.
- H** Balance channel covers help achieve a finished look.
- I** Push-button vent latches allow for optimal ventilation while giving you added peace of mind.
- J** Welded combination sill featuring a deflection leg enhances rigidity and a five-degree slope directs water away from the home and eliminates unsightly weep holes.
- K** Full-length, integrated ergonomic lift rails provide convenient, easy operation. Bevel on bottom rail makes gripping easy.
- L** Detent clip keeps the top sash from drifting while an inverted-coil balance system ensures both sashes will stay where you put them, no matter the position.
- M** An easily removable latching half screen gives you the freedom to let air in while keeping pests out. Featuring BetterVue® mesh, the screen allows you to focus on what's important: the view.



*Foam-enhanced mainframe and triple-pane glass are optional upgrades on the 4000 Series double-hung and picture window. If foam and triple-pane are both desired, you will receive the 6000 Series.



4000 Series
Double-Sliding Window in White

ENERGY-SAVING GLASS PACKAGE BENEFITS

Our SolarZone® insulated glass packages help you save on heating and cooling costs while also keeping your home more comfortable. In warm weather, SolarZone reduces solar heat gain, minimizes interior glare, and lowers inside glass temperature to save energy and keep you cool. In cold weather, SolarZone helps to control the heat inside your home by providing thermal protection that keeps the inside glass panel warmer.

THERMAL PERFORMANCE COMPARISON ¹				
	DOUBLE-HUNG		DOUBLE-SLIDING	
	U-FACTOR	SHGC	U-FACTOR	SHGC
SolarZone®	0.28	0.26	0.27	0.26
SolarZone® Elite	0.28	0.21	0.27	0.19
SolarZone® TG	0.22	0.22	0.22	0.22
SolarZone® Sunshield	0.28	0.13	0.27	0.13

SolarZone®: Dual-pane, double-strength glass with Low-E coating, argon enhancement, and Duralite® warm-edge spacer system

SolarZone® Elite: Dual-pane, double-strength glass with HP Low-E coating, argon enhancement, and Duralite® warm-edge spacer system

SolarZone® TG: Triple-pane, single-strength glass with warm-edge spacer system, two coatings of Low-E, and argon enhancement

SolarZone® Sunshield: Dual-pane, double-strength glass with LoE3-340 coating, argon enhancement, and warm-edge spacer system

¹: Window values are based on standard 4000 Series offering. Values vary depending on grids and optional glass thicknesses upgrades (1/4" laminated, 1/8" tempered, 3/16" decorative glass etc) STC and HP performance values are also available. SolarZone for products with blinds-between-the-glass does not contain argon gas. Please see Specification Book for additional ratings.



GRIDS

Grids are available in numerous colors, sizes, and patterns to help achieve your desired aesthetic. From simulated divided lite grids, which convey a historical look, to grids-between-the-glass, which allow for easy cleaning, Window World® variety of grid options has something for everyone.

SIMULATED DIVIDED LITE



SDL*

GRIDS-BETWEEN-THE-GLASS



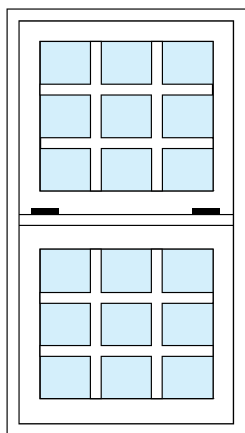
Flat



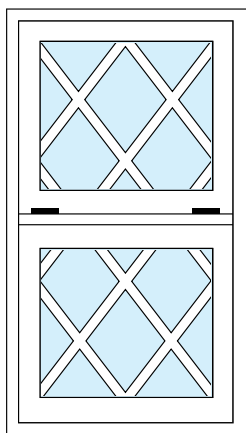
Sculptured

*Available in white, clay, or almond only

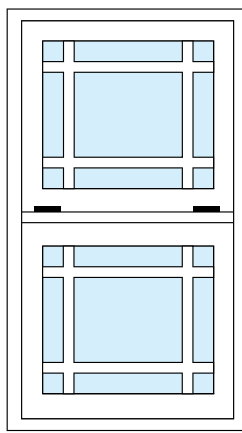
COMMON GRID PATTERNS



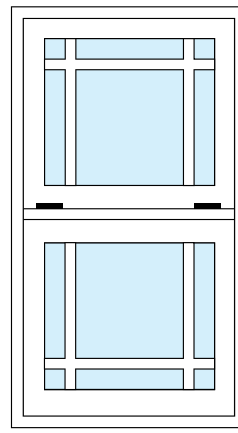
Colonial



Diamond



9-Lite Perimeter



6-Lite Perimeter

BLINDS

The unique blinds-between-the-glass offer a longer service life than standard blinds while also eliminating the need for dusting. Engineered for ease of use, the internal design makes raising and lowering the blinds simple and intuitive and eliminates the possibility of blinds obstructing window operation.

BLINDS-BETWEEN-THE-GLASS



Optional addition to let you control sunlight and privacy without the need for bulky window treatments

Blinds are not available on the double-sliding window

Window World®

1-800 **WINDOWWORLD** | **WindowWorld.com**



©2025 Window World International, LLC. (International). Window World®, the Window World logo, and SolarZone® are registered trademarks, "Improving Homes. Changing Lives.™" is a registered service mark, and AMERICA'S EXTERIOR REMODELERSM is a service mark of International. Usage of all the referenced marks is limited to authorized licensees of International or franchisees of Window World, Inc., International's authorized licensee. Super Spacer® is a registered trademark of Quanex IG Systems, Inc. ENERGY STAR® is a registered trademark of the U.S. Environmental Protection Agency. Colors are reproduced by lithographic process and may vary slightly from colors of actual product. MI-WWi-062 10/25 30M/S1