

# Window World®

**6000 SERIES**  
VINYL REPLACEMENT WINDOWS



**6000 Series Double-Hung**  
in White



**AMERICA'S EXTERIOR REMODELER<sup>SM</sup>**

Improving Homes. Changing Lives.®

# 6000 SERIES

VINYL REPLACEMENT WINDOWS



Designed and built with exquisite attention to detail, Window World® 6000 Series Windows combine unmatched energy efficiency and elegant detailing.

Appearance and functionality are perfectly paired in the Window World® 6000 Series. Carefully crafted styling ensures you won't sacrifice beauty for brawn, and options for double-hung, double sliding, casement, awning, and fixed configurations give you the ability to choose the window style that best fits your space. Complement your color palette with interior woodgrain laminates or stylish exterior color options, and achieve ultimate energy-efficiency with triple-pane glass and a foam-enhanced frame. Plus, after Window World® expert installation and lifetime limited warranty\*, you'll rest assured knowing you've made the right choice for your home.

\*For complete details, see the warranty at your nearest Window World store.



6000 Series Window in White



### Best-in-Class Features:

- 1 Welded, heavy-duty vinyl construction provides superior strength and durability.
- 2 High-density foam enhancement throughout the mainframe offers superior thermal protection.
- 3 SolarZone® TG2 and SolarZone® TK2 triple-pane insulating glass enhanced with Low-E coating and argon (TG2) or krypton (TK2) gas ensures the elements won't make an impact on the comfort of your home.
- 4 A Duralite® warm-edge spacer system further improves energy efficiency.
- 5 The beveled exterior edge provides style and curb appeal to an already sleek design.
- 6 Recessed, opposing cam locks secure your window without interrupting sight lines.
- 7 Heavy-duty weatherstripping and interlocking sashes help to keep weather and wind outside.
- 8 Balance channel covers ensure a polished look.
- 9 Spring-loaded, push-button vent latches allow for overnight ventilation while giving you added peace of mind.
- 10 Full-length, integrated ergonomic lift rails provide convenient, easy operation. Bevel on bottom rail enhances grip.
- 11 Metal reinforcement in the meeting rail enhances strength and protection against wind and weather.
- 12 Recessed tilt latches can be released to tilt both top and bottom sashes into the home for easy cleaning.
- 13 Welded combination sill featuring a deflection leg offers rigid structure and a five-degree sloped sill that directs water away from the home and eliminates unsightly weep holes.
- 14 An easily removable latching half screen gives you the freedom to let air in while keeping pests out. Featuring Clarity® mesh, the screen allows you to focus on what's important: the view.
- 15 Detent clip keeps the top sash from drifting while an inverted-coil balance system ensures both sashes will stay where you put them, no matter the position.
- 16 Series consists of double-hung, double slider, casement, awning, picture, and architectural shape windows.

### Energy-Saving Glass Packages:

Our SolarZone® insulated glass packages help you save on heating and cooling costs while also keeping your home more comfortable. In warm weather, SolarZone reduces solar heat gain, minimizes interior glare, and lowers inside glass temperature to save energy and keep you cool. In cold weather, SolarZone helps to control the heat inside your home by providing thermal protection that keeps the inside glass panel warmer.

THERMAL PERFORMANCE COMPARISON <sup>1</sup>	DOUBLE-HUNG	
	U-FACTOR	SHGC
SolarZone® TG2	0.22	0.22
SolarZone® TG2 w/ Grids	0.22	0.20
SolarZone® TK2 <sup>†</sup>	0.18	0.22
SolarZone® TK2 w/ Grids <sup>†</sup>	0.18	0.19

<sup>†</sup> Meets U-Factor and Solar Heat Gain Coefficient (SHGC) requirements to be recognized as ENERGY STAR Most Efficient


<sup>1</sup> Window values are based on single-strength glass, standard 6000 Series offering. Values vary depending on grids and optional glass thicknesses upgrades (1/4" laminated, 1/8" tempered, 3/16" decorative glass etc) ST and HP performance values are also available.

<sup>2</sup> TK2 is available on 6000 series double-hung and double sliding windows only.

**SolarZone® TG2:** Triple-pane, single-strength glass with two coatings of Low-E, argon enhancement, warm-edge spacer system, and foam-enhanced mainframe

**SolarZone® TK2:** Triple-pane, single-strength glass with two coatings of Low-E, krypton enhancement, warm-edge spacer system, and foam-enhanced mainframe

**Foam Enhancement:** Foam enhancement is injected into the mainframe of the window, providing increased performance



Triple-pane glass and a foam-enhanced mainframe results in superior thermal performance.

# Window World®

## Color Options:

Window World® offers a wide variety of color options to complement the interior or exterior style of your home. Classic extruded vinyl colors can be enhanced by expertly applied interior woodgrains and rich-hued interior and exterior finishes. Window World® high-performance color coatings provide low-maintenance, durable color while combining the look of wood-crafted windows with the energy efficiency of vinyl.

### Interior Palette



\* Black interior paint available with black exterior only

### Exterior Palette



†White exterior not available with almond interior

‡Silver and black exteriors not available with woodgrain interiors

## Grid Options:

From simulated divided lite grids, which convey a historical look, to grids-between-the-glass, which allow for easy cleaning, Window World® variety of grid options has something for everyone. Grids are available in numerous colors, sizes and patterns to help achieve your desired aesthetic.

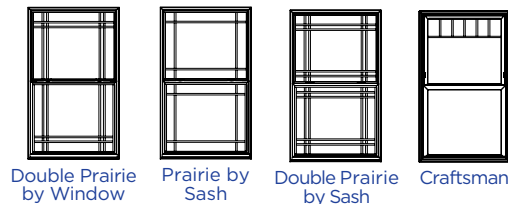
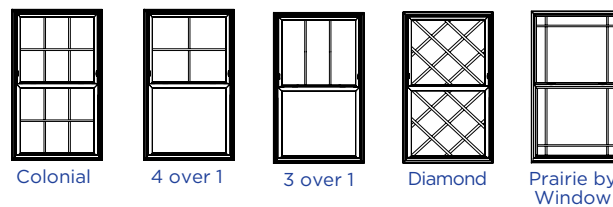
### Simulated Divided Lite



### Grids-Between-the-Glass

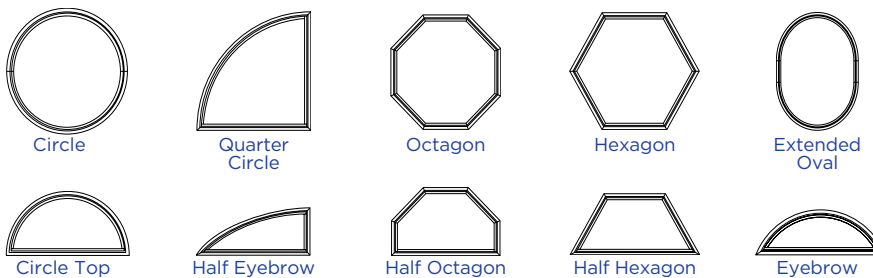


### Standard Grid Patterns



## Architectural Shapes:

Many standard and custom window shapes are available to fit a wide range of spaces.



©2023 Window World International, LLC. (International). Window World®, the Window World logo, the Window World Circle "W", and SolarZone® are registered trademarks, "Improving Homes. Changing Lives.™" is a registered service mark, and AMERICA'S EXTERIOR REMODELER<sup>SM</sup> is a service mark of International. Usage of all the referenced marks is limited to authorized licensees of International or franchisees of Window World, Inc., International's authorized licensee. This Window World® franchise location is independently owned and operated under license from Window World, Inc. Specifications subject to change without notice. Intercept is a registered trademark of Vitro. Colors are reproduced by lithographic process and may vary slightly from colors of actual product. Printed in USA. MI-WWI-063 08/23 30M/S1