

*Window
World*[®]

ENTRY SYSTEMS
SELECT COLLECTION



2 Panel 3/4 Lite 6L SDL Door
in Smooth finish and matching
3/4 Sidelites with 3L SDL in
Black. Century handleset and
deadbolt in Satin Nickel.



AMERICA'S EXTERIOR REMODELERSM

Improving Homes. Changing Lives.[®]

SELECT COLLECTION

STANDARD FEATURES


Insulated Core

Entry systems feature an environmentally-friendly insulation to provide a high R-value for maximum thermal protection.



Rot-Free Brickmould

Brickmould is constructed of a durable composite material to resist rot, decay, and damage from insects.



Security Strike Plate

Where applicable, a steel security strike plate adds extra strength to help prevent forced entry.



Security Protection

Grade 1 is the highest level of security for residential deadbolts. All deadbolts have Grade 1 certification.



Dust Box

The dust box, located beneath the deadbolt strike, provides a barrier to air infiltration and also conceals the deadbolt latch.




Ball Bearing Hinges

Ball bearing hinges are standard for inswing doors - featuring four-point attachments to the door and the door frame for a lifetime of dependability. For certain applications (like French Doors), adjustable hinges are also available.




Advanced Sill Design

The sill's innovative design prevents rotting, warping, or deterioration over time. Incorporating a high dam overlap cap in addition to the 1-3/8" sill height creates a tough barrier against water penetration. Door sills are available in mill finish, satin nickel, and bronze.



Door Bottom Sweep

The double bulb sweep maintains maximum surface contact with the threshold rail, consistently outperforming competitive products by encapsulating both the outside and inside edges of the rail.




Weathertight Seal

Energy-efficient weatherstripping provides a weathertight seal along the sides and top of the door frame. It also interlocks with the unique corner pad ensuring the most energy-efficient seal available for keeping moisture, air, and dirt out of your home.



Doorlite Frame

High-performance doorlite frames are heat-resistant and will not warp, crack, or fail to adhere to the door, even in the most intense climates.




Doorlites

Doorlites add beauty, natural light, and curb appeal to your home, but can also answer your specific needs for light control, privacy, and outdoor visibility. Handcrafted decorative glass is individually unique - no two are ever alike.



Pre-mitered Casing

Ready-to-install casing is available for any door configuration, including transoms, and comes in all paint and stain finishes. Standard clear Poplar 2-1/2" Ranch or Colonial style casing covers paint lines for a finished appearance. 3-1/2" Oak casing also available.



Hardware

- 100% forged brass construction offers superior strength.
- Nickel silver keys and cylinder pins ensure strength, durability, and reliable operation.
- 1/2" deadlatch throw with a plunger that prevents latch 'force-back.'
- Heavy-duty springs ensure levers won't droop over time.
- Pick-resistant T-pins make picking virtually impossible.
- Maximum security deadbolts add protection (ANSI Grade 1).
- Lifetime mechanical and tarnish warranty available.



SELECT COLLECTION

FULL LITE

S = Smooth

O = Oak Grain

M = Mahogany



Most Popular Full Lite Door and Sidelite

Ashbury Glass, Century Handleset in Satin Nickel

WROUGHT IRON PRIVACY RATING

LOW MED HIGH MAX

Ashbury glass blends traditional elegance with timeless craftsmanship. The refined symmetry and gentle texture patterns invite natural light to shimmer softly, creating a warm and welcoming impression from every angle.

FULL LITE DOOR	S/O/M	32", 34", 36" x 80"
	S/O	30", 42" x 80"
FULL SIDELITE	S/O/M	12", 14" x 80"

Shown in Stillwater Blue




Crosswalk
 Door • 32", 34", 36" x 80" (S/O/M),
 42" x 80" (S/O)
 Sidelite • 12", 14" x 80" (S/O/M)
 Privacy Rating: Medium



Majestic
 Door • 32", 34", 36" x 80" (S/O/M),
 30", 42" x 80" (S/O)
 Sidelite • 12", 14" x 80" (S/O/M)
 Privacy Rating: Medium



Margate
 Door • 32", 34", 36" x 80" (S/O/M),
 30", 42" x 80" (S/O)
 Sidelite • 12", 14" x 80" (S/O/M)
 Privacy Rating: Max



Mohave
 Door • 32", 34", 36" x 80" (S/O/M),
 30", 42" x 80" (S/O)
 Sidelite • 12", 14" x 80" (S/O/M)
 Privacy Rating: Medium



Oak Park
 Door • 32", 34", 36" x 80" (S/O/M),
 42" x 80" (S/O)
 Sidelite • 12", 14" x 80" (S/O/M)
 Privacy Rating: Low



Prestige
 Door • 32", 34", 36" x 80" (S/O/M),
 30", 42" x 80" (S/O)
 Sidelite • 12", 14" x 80" (S/O/M)
 Privacy Rating: High



Topaz
 Door • 32", 34", 36" x 80" (S/O/M),
 30", 42" x 80" (S/O)
 Sidelite • 12", 14" x 80" (S/O/M)
 Privacy Rating: Max



**Full Lite 1L Door
 Full 1L Sidelite**
 Door • 32", 34", 36" x 80" (S/O/M) 24",
 28", 30", 42" x 80" (S/O)
 Sidelite • 12", 14" x 80" (S/O/M) 10" x
 80" (S/O)
 Privacy Rating: Low



**Full Lite 10L Door
 Full Lite 5L Sidelite**
 Door • 32", 34", 36" x 80" (S/O/M) 24",
 28", 30", 42" x 80" (S/O)
 Sidelite • 12", 14" x 80 (S/O/M) 10" x
 80 (S/O)
 Privacy Rating: Low



**Full Lite Door with Blinds
 Full Sidelite with Blinds**
 Door • 32", 34", 36" (S/O/M)
 Sidelite • 12", 14" x 80" (S/O/M)
 Privacy Rating: Max

Blinds raise, lower, and tilt, and are available in White only.

SELECT COLLECTION

2 PANEL 3/4 LITE

S = Smooth

O = Oak Grain

M = Mahogany



Shown in Black

Most Popular 3/4 Lite Door and Sidelite

Paris Glass, Century Handleset in Satin Nickel

PATINA



PRIVACY RATING



Paris glass channels European charm and timeless artistry. The intricate central motif sparkles in shifting light, turning each panel into a statement of classic elegance and refined luxury.

1 PANEL 3/4 LITE DOOR	S/O	32", 36" x 80"
3/4 SIDELITE	S/O	12", 14" x 80"



Ashbury
Door • 32", 36" x 80" (S/O)
Sidelite • 12", 14" x 80" (S/O)
Privacy Rating: High



Crosswalk
Door • 32", 36" x 80" (S/O)
Sidelite • 12", 14" x 80" (S/O)
Privacy Rating: Medium



Majestic
Door • 32", 36" x 80" (S/O)
Sidelite • 12", 14" x 80" (S/O)
Privacy Rating: Medium



Margate
Door • 32", 36" x 80" (S/O)
Sidelite • 12", 14" x 80" (S/O)
Privacy Rating: High



Mohave
Door • 32", 36" x 80" (S/O)
Sidelite • 12", 14" x 80" (S/O)
Privacy Rating: Medium



Pembrook
Door • 32", 36" x 80" (S/O)
Sidelite • 12", 14" x 80" (S/O)
Privacy Rating: High



Prestige
Door • 32", 36" x 80" (S/O)
Sidelite • 12", 14" x 80" (S/O)
Privacy Rating: High



Oak Park
Door • 32", 36" x 80" (S/O)
Sidelite • 12", 14" x 80" (S/O)
Privacy Rating: Low



Topaz
Door • 32", 36" x 80" (S/O)
Sidelite • 12", 14" x 80" (S/O)
Privacy Rating: Max



6L SDL Door, 3L SDL Sidelite
Door • 32", 36" x 80" (S/O)
Sidelite • 12", 14" x 80" (S/O)
Privacy Rating: Low

SELECT COLLECTION

2 PANEL 1/2 LITE

S = Smooth

O = Oak Grain

M = Mahogany



Most Popular 1/2 Lite Door and Sidelite

Margate Glass, Camelot Handleset in Bronze

PLATINUM



PRIVACY RATING



Margate delivers a clean, transitional aesthetic suited for modern or classic homes alike. Its thoughtful composition diffuses light beautifully while maintaining privacy.

2 PANEL 1/2 LITE DOOR	S/O/M	32", 34", 36" x 80"
1/2 SIDELITE	S/O/M	12", 14" x 80"

Shown in Cedar Stain




Crosswalk
Door • 32", 34", 36" x 80" (S/O/M)
Sidelite • 12", 14" x 80" (S/O/M)
Privacy Rating: Medium



Elegant Star
Wrought Iron Available
Door • 32", 34", 36" x 80" (S/O/M)
Sidelite • 12", 14" x 80" (S/O/M)
Privacy Rating: Low



Majestic
Door • 32", 34", 36" x 80" (S/O/M)
Sidelite • 12", 14" x 80" (S/O/M)
Privacy Rating: Medium



Mohave
Door • 32", 34", 36" x 80" (S/O/M)
30" x 80" (S/O)
Sidelite • 12", 14" x 80" (S/O/M)
Privacy Rating: Medium



Oak Park
Door • 32", 34", 36" x 80" (S/O/M)
Sidelite • 12", 14" x 80" (S/O/M)
Privacy Rating: Low



Paris
Door • 32", 34", 36" x 80" (S/O/M)
Sidelite • 12", 14" x 80" (S/O/M)
Privacy Rating: High



Pembroke
Door • 32", 34", 36" x 80" (S/O/M)
Sidelite • 12", 14" x 80" (S/O/M)
Privacy Rating: High



**2 Panel 1/2 Lite Door
1/2 Lite Sidelite**
Door • 32", 34", 36" x 80" (S/O/M),
30" x 80 (S/O)
Sidelite • 12", 14" x 80" (S/O/M)
Privacy Rating: Low



**2 Panel 1/2 Lite 9L Door
1/2 Lite 3L Sidelite**
Door • 32", 34", 36" x 80" (S/O/M),
30" x 80 (S/O)
Sidelite • 12", 14" x 80" (S/O/M)
Privacy Rating: Low



**2 Panel 1/2 Lite Door with Blinds
1/2 Sidelite with Blinds**
Door • 32", 34", 36" x 80" (S/O/M),
30" x 80 (S/O)
Sidelite • 12", 14" x 80" (S/O/M)
Privacy Rating: Max

Blinds raise, lower, and tilt, and are available in White only.

SELECT COLLECTION

1/4 LITE DOORS

S = Smooth

O = Oak Grain

M = Mahogany




Shown in Moorish Teak Stain

Most Popular 1/4 Lite Door and Sidelite

Crosswalk Glass, Century Handleset in Satin Nickel

PLATINUM



PRIVACY RATING



Crosswalk glass adds a sleek and stylish element to your decor with clean lines and a contemporary geometric pattern, perfect for those who appreciate minimalist and modern aesthetics.

3 PANEL CRAFTSMAN DOOR	S/O	36" x 80"
FULL CRAFTSMAN SIDELITE	S/O/M	12", 14" x 80"



Crosswalk
3 Panel Craftsman
Full Craftsman Sidelite
Door • 32", 34", 36" x 80" (S/O/M)
Sidelite • 12", 14" x 80" (S/O/M)
Privacy Rating: Medium



Grace
4 Panel Camber Top, Full Sidelite
Door • 32", 34", 36" x 80" (S/O/M)
Sidelite • 12", 14" x 80" (S/O/M)
Privacy Rating: High



Oak Park
3 Panel Craftsman
Full Craftsman Sidelite
Door • 36" x 80" (S/O)
Sidelite • 12", 14" x 80" (S/O/M)
Privacy Rating: Low



Nouveau
4 Panel Camber Top, Full Sidelite
Door • 32", 34", 36" x 80" (S/O/M)
Sidelite • 12", 14" x 80" (S/O/M)
Privacy Rating: Low



Paris
3 Panel Craftsman
Full Craftsman Sidelite
Door • 36" x 80" (S/O)
Sidelite • 12", 14" x 80" (S/O)
Privacy Rating: Medium



Pembroke
3 Panel Craftsman
Full Craftsman Sidelite
Door • 36" x 80" (S/O)
Sidelite • 12", 14" x 80" (S/O/M)
Privacy Rating: High



Topaz
3 Panel Craftsman
Full Craftsman Sidelite
Door • 36" x 80" (S/O)
Sidelite • 12", 14" x 80" (S/O/M)
Privacy Rating: Max



3 Panel Craftsman 3L SDL
3 Panel Craftsman 6L SDL
Door • 36" x 80" (S/O)
Privacy Rating: Low



4 Panel Camber Top 1L
Clear Glass
32", 34", 36" x 80" (S/O/M)
Requires additional lead time.



4 Panel Camber Top 11L
Low E Glass
32", 34", 36" x 80" (S/O/M)
Requires additional lead time.

SELECT COLLECTION

CURVES

S = Smooth

O = Oak Grain

M = Mahogany

R = Rustic



Most Popular Curved Door

Grace Glass, Plymouth Handleset in Satin Nickel

PATINA PLATINUM PRIVACY RATING

Patina
 Platinum
 LOW
 MED
 HIGH
 MAX

Grace glass incorporates delicate curves and fine details for a graceful and sophisticated appearance. The elegant design enhances the aesthetic of any room, adding a touch of class and refinement to your home decor.

2 PANEL 3/4 OVAL DELUXE DOOR O/M 36" x 80"

Shown in Blue



Elegant Star
2 Panel 3/4 Oval Deluxe
Privacy Rating: Low



Impressions
2 Panel 3/4 Oval Deluxe
Door • 32", 34", 36" x 80" (S/O/M)
Privacy Rating: Medium



Nouveau
2 Panel 3/4 Oval Deluxe
Door • 36" x 80" (O/M)
Privacy Rating: Low



Grace
4 Panel Fan, Full Sidelite
Door • 32", 34", 36" x 80" (S/O/M)
Privacy Rating: High



Nouveau
4 Panel Fan, Full Sidelite
Door • 32", 34", 36" x 80" (S/O/M)
Privacy Rating: Low



3 Panel 3/4 Elite
Solid Door
36" x 80" (S/O)



8 Panel
Solid Door
36" x 80" (S/O)



2 Panel Cottage
Solid Door
36" x 80" (R)






3 Panel 3/4 Deluxe
Solid Door
36" x 80" (O/M)

Unfinished Smooth (untextured)

Unfinished Oak Grain Texture


Unfinished Mahogany Texture



Hardware & Accessories

Not all hardware and accessories available in all finishes. Contact your sales representative for more details.

Exterior & Interior Handle Styles



* Century, Camelot, Plymouth and Addison hardware are unavailable on 24", 28", 30", 32" Full Lite door styles, 30", and 32" 1/2 Lite door styles, and 32" 3/4 Lite, or Twin 3/4 Lite door styles.

Accessories

Satin Nickel hardware standard.



Door Knocker without Peepsite: Available in limited door styles and sizes.

Peepsites: Peepsites are installed 59-1/2" from the floor. On the Craftsman Door, the peepsite is installed 56-13/16" from the floor. Peepsite has a 5-year warranty and is available in Bright Brass, Satin Nickel, and Bronze, which is used with Bronze, Black, or Antique Brass Hardware.

Kickplate: For 2/8, 2/10, and 3/0 door widths only.

Magazine / Mail Slots: Not available on Full Lite, Full Oval, Craftsman, 9 Panel, 8 Panel, or 3/4 Lites. Section 2.1.6 of the USPS Domestic Mail Manual states that door slot location must be 30" above the finished floor line.

Optional Trilennium™ Multi-Point Hardware

- Standard on 8/0 doors.
- Based on the strength of I-Beam construction.
- 1" deadbolt throw at three points.
- Deadbolt includes anti-saw hardened steel pin.
- Patented strike rollers.
- Lever with panic release.
- 10-year warranty on finish, workmanship, and materials.



Ask your sales representative for details on style and finish availability.

Texture Finishes

Doors can either be smooth (untextured), or have one of two woodgrain texture options. Not all doors available in all finishes. Smooth doors cannot be stained.

Paint

10-Year Finish Warranty, Available for all finishes.

- White
- Almond
- Beige
- Tan
- Clay
- Earthtone
- Brown
- Medium Brown
- Bronze
- Cypress
- Pine
- Hunter Green
- Stillwater Blue
- Colonial Blue
- Aquarium
- Mariner
- Enzian Blue
- Eggplant
- Valli Red
- Au Contraire
- Mesa Red
- Cranberry
- Smoke
- Black

Stain

10-Year Finish Warranty, Oak Grain & Mahogany finishes only.

- Walnut
- Dark Oak
- Natural Oak
- Fine Oak
- Light Oak
- English Walnut
- Cherry
- Cedar
- Mahogany
- Moorish Teak
- Charcoal

Serenity Finishes

10-Year Finish Warranty, Oak Grain finishes only.

- Blackheart
- Dirty Cotton
- Willow
- Olive
- La Mesa
- Faded Denim
- Frosted Pine
- Salty Mariner
- Sienna
- Triton

When choosing a paint or stain, please use a color swatch for accuracy.

