

Window World[®]

WAYNE DALTON MODEL 8000 CLASSIC STEEL GARAGE DOOR



Colonial Panel, Almond Finish,
Cascade I Windows

Reliable, low-maintenance performance at an excellent value.

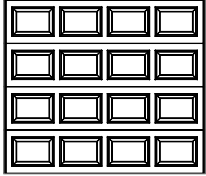
Model 8000 garage doors are expertly crafted with steel panels that are adorned in a timeless classic pattern that has been a staple of great architecture for generations. With quality craftsmanship and an appealing design, these entry level garage doors are as gorgeous as they are functional and durable.



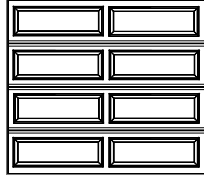
AMERICA'S EXTERIOR REMODELERSM

Improving Homes. Changing Lives.[®]

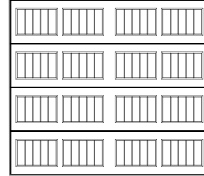
1. Choose Your Style



Colonial Panel



Ranch Panel



Sonoma Panel

2. Choose Your Color



White



Almond



Taupe



Brown



Black

Actual colors may vary from brochure due to fluctuations in the printing process. Always request a color sample from your dealer for accurate color matching.

3. Choose Your Windows

Colonial and Sonoma Panels



Cascade I



Cascade II



Cathedral I



Cathedral II



Clear I



Clear II



Prairie I



Prairie II



Sherwood I



Sherwood II



Stockbridge II



Stockton I



Stockton II



Arched Stockton



Waterton I



Waterton II



Williamsburg I



Williamsburg II



Arched Stockton Double (For double car doors)



Arched Stockton Single (For double car doors)

Ranch Panels



Cascade II



Cathedral II



Clear II



Prairie II



Sherwood II



Stockbridge II



Stockton II



Arched Stockton



Waterton II



Williamsburg II



Arched Stockton Double (For double car doors)




Arched Stockton Single (For double car doors)

Not all windows available in all areas. All windows are clear glass. Windows shown are typical of an 8' wide door and placement may vary by panel design. Consult your dealer for details.

WAYNE DALTON

MODEL 8000 CLASSIC STEEL GARAGE DOOR

4. Choose Your Decorative Hardware



Arrow



Aspen



Barcelona




Bean



Conifer



Fleur De Lis



Spear

Door Features

Single Layer Construction
Steel door without insulation

Standard Spring
Spring type varies based on door configuration

Bottom Weather Seal
Blocks draft and debris from entering the garage.



10 Year Limited Warranty

Door Options

TorqueMaster® Plus Counter Balance System
Contains springs safely inside a steel tube to prevent accidental release of tension that could cause injury and features anti-drop safety technology.

Wind Load Options
Available with structural reinforcements for use in coastal or high-wind regions.



Sonoma Panel, Black Finish,
Stockton II Windows

Window World®



Sonoma panel, White finish,
Stockbridge II Windows,
Decorative Hardware

©2024 Window World International, LLC. (International). Window World®, the Window World logo, the Window World Circle "W", and SolarZone® are registered trademarks, "Improving Homes. Changing Lives.™" is a registered service mark, and AMERICA'S EXTERIOR REMODELERSM is a service mark of International. Usage of all the referenced marks is limited to authorized licensees of International or franchisees of Window World, Inc., International's authorized licensee. This Window World® franchise location is independently owned and operated under license from Window World, Inc. Specifications subject to change without notice. Colors are reproduced by lithographic process and may vary slightly from colors of actual product. Printed in USA. WA-WWi-100 11/24

1-800 WINDOWWORLD | WindowWorld.com