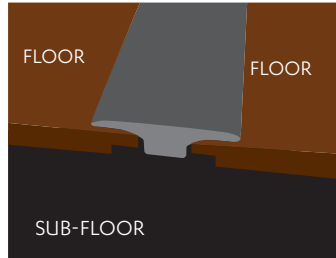



TRIM SOLUTIONS | TRIM LENGTH 7' 10.5"

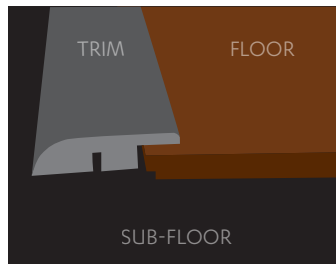
Trim dimensions are approximate. Trims are coordinating, color or graining may not be exact.




T-MOLD is used when joining two floors of equal height, such as in a doorway, between two rooms or in a large area where the maximum length/width is exceeded.



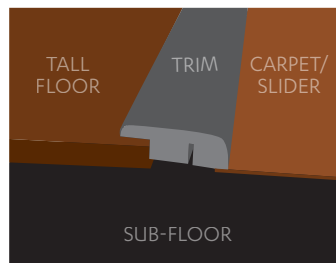
SHIMS & TRACK may be required with this product.



REDUCER is used when ending the flooring onto a surface such as concrete.



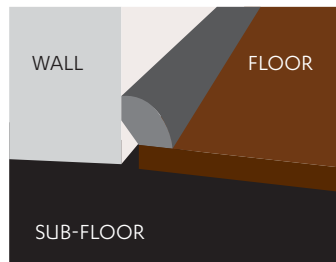
SHIMS & TRACK may be required with this product.



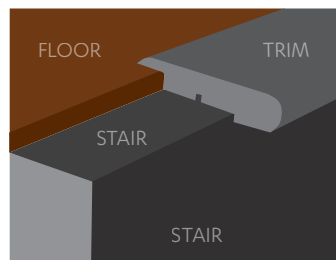
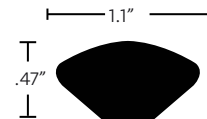
END CAP often times called Square Edge, End Cap is most commonly used when butting up to Carpet or a sliding glass door.



SHIMS & TRACK may be required with this product.



QUARTER ROUND is most commonly applied to cover the expansion gap between the flooring and the wall.



STAIR NOSE is used when ending flooring at the top of either a landing or downward staircase.

