



ARRIVAL

matter





Dri Track and Ultra Track



Ultra Entry™



Precision Inlay™ with Super Nop 52®

## Contents

5	Making a First Impression with the Arrival Collection
7	The CleanZone™ Entrance Strategy
9	The Arrival Collection Product Breakdown
<b>10</b>	<b>Architectural Grilles</b>
14	Design Track
15	Mighty Track
16	Safe Track
17	Array Track
18	Ultra Track
19	MetroSteel™
20	Advanced Track
21	Dual Track
22	Dri Track
<b>24</b>	<b>Foot Grilles</b>
28	Soft Grid™
29	Ultra Entry™
30	Grate Mat
31	Grate Mat XT
32	Grate Grid
33	Legacy Plank
34	Nuway®
35	Nuway® HD
<b>36</b>	<b>Entrance Matting</b>
40	Berber
41	Super Nop® 52
42	New York Collection
43	Portland Collection
44	Graffiti
45	Precision Inlay™ with Super Nop® 52
46	Super Nop® 52 Tile
47	Trilogy Tile™
48	Specifications

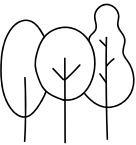




# Making a First Impression with Arrival

An entryway is the first stop for all visitors and occupants entering a building, and first impressions matter. Arrival from Matter Surfaces offers a variety of high-performance entrance and matting solutions that do not sacrifice aesthetics.

Every building has an entrance - let your guests know they've arrived.

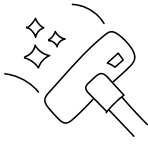


## Wellness

An effective entrance and matting system helps to improve indoor air quality and can help contribute to health and wellness goals like LEED and WELL.

**Green Certifications:**

- Green Label Plus
- Environmental Product Declarations (EPDs)



## Simple Maintenance

A proper entrance system traps dirt and moisture to prevent damage to interior flooring surfaces and lowers maintenance requirements, saving time and money.

Many Arrival products only require vacuuming to maintain their beauty and effectiveness.



## Safety

Floors are the leading cause of injury according to the National Safety Council (NSC). From lawsuits to missed work days, slips, trips and falls can be costly to organizations.

The Arrival Collection includes foot grilles and matting products that scrape and trap dirt, debris, and moisture to help prevent liabilities.

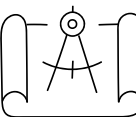


## Durability

All Arrival entrance and matting products are commercially rated.

**Rated for:**

- Extreme traffic (1M+ guests per year)
- Heavy rolling loads
- Indoor and outdoor applications



## Design, Templating, and Installation

Custom installs, shapes, and logo matting are our specialty.





# The CleanZone™ Entrance Strategy

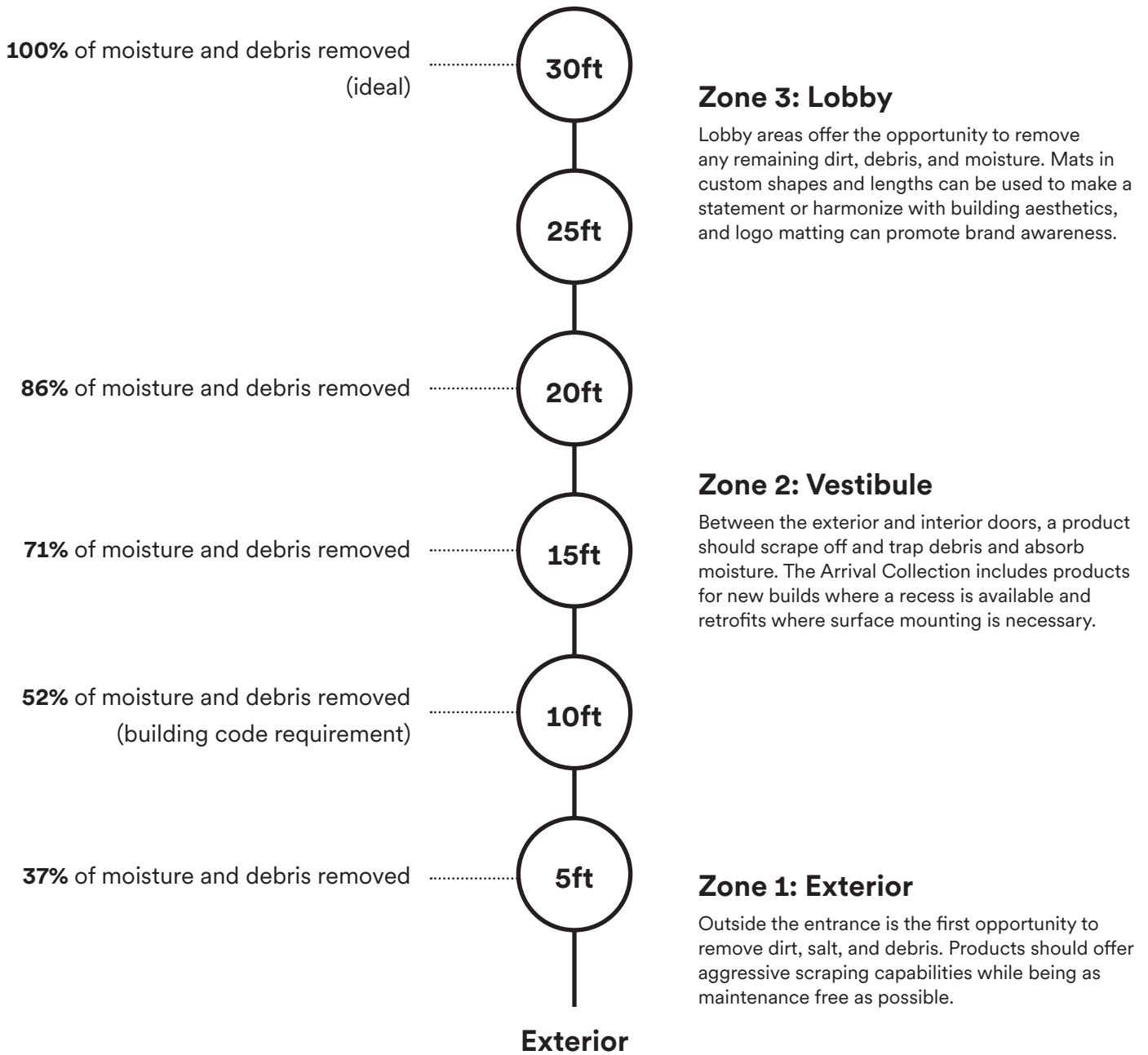
The CleanZone™ Entrance Strategy from Matter Surfaces is our patented entrance design and planning method - helping to protect against liability, to reduce maintenance costs, and to facilitate healthy indoor air quality.

## The Science behind the Strategy

A 30-foot entry system of both scraping and drying products is recommended to remove 100% of moisture and debris from footwear, and many current building codes require that a minimum 10-foot entrance solution be incorporated in the design.

## A 3-Zone Strategy

We divide a building into three zones from the exterior to the interior. We break the zones down and make it easy to find the right product for any application.







# The Arrival Product Breakdown

The Arrival Collection is based on decades of experience allowing us to curate some of the most effective, design-friendly entry solutions.

## Architectural Grilles

**Heavy-gauge aluminum grilles offered in solid aluminum or with matting inserts**

Architectural grilles enhance a property’s aesthetics while providing performance characteristics - including promoting positive indoor air quality, removing moisture and debris, and withstanding high foot traffic and heavy rolling loads.

**Rating:** Best  
**CleanZone™ Coverage:** Zone 1, Zone 2  
**Installation Method:** Deep recessed

## Foot Grilles

**Aluminum, rubber, or vinyl foot grilles with or without matting inserts**

Foot grilles offer many of the benefits of architectural grilles- including promoting positive indoor air quality, removing moisture and debris, and withstanding high foot traffic- without the need for a deep recess.

**Rating:** Better  
**CleanZone™ Coverage:** Zone 1, Zone 2  
**Installation Method:** Shallow recessed, Surface mounted

## Entrance Matting

**Roll good, walk-off, and logo matting available in range of patterns, thicknesses, fiber construction, backing and colorways**

Entrance matting is essential in wintery or wet conditions to ensure the safety of a property’s guests. Matting is the perfect complement to architectural or foot grilles, and many of our entrance matting options can be used as inserts in our grilles.

**Rating:** Good  
**CleanZone™ Coverage:** Zone 2, Zone 3  
**Installation Method:** Surface mounted







# Architectural Grilles



# Architectural Grilles



Dri Track and Ultra Track

Architectural grilles enhance a property’s aesthetics while providing performance characteristics - including helping to improve indoor air quality, removing moisture and debris, and withstanding high foot traffic and heavy rolling loads.

**Product Highlights:**

- Heavy-gauge aluminum or steel
- Matting inserts available for additional scraping and moisture collection
- Drop-through construction


**Architectural Grille Offering:**

- Design Track
- Mighty Track
- Safe Track
- Array Track
- Ultra Track
- MetroSteel™
- Advanced Track
- Dual Track
- Dri Track



Access Revit Files







Deep recessed solid aluminum grille




Explore this product on  
[mattersurfaces.com](https://mattersurfaces.com)



Deep recessed solid aluminum grille



Explore this product on  
[mattersurfaces.com](https://mattersurfaces.com)





Safe Track


Zones 1 + 2



Deep recessed solid aluminum grille



Explore this product on  
mattersurfaces.com



Array Track


Zone 2



Deep recessed solid aluminum grille



Explore this product on  
mattersurfaces.com








Deep recessed solid aluminum grille




Explore this product on  
[mattersurfaces.com](https://mattersurfaces.com)




Contemporary linear design, weather-resistant stainless steel



Explore this product on  
[mattersurfaces.com](https://mattersurfaces.com)








Deep recessed system with aluminum scraper bars and matting inserts




Explore this product on  
mattersurfaces.com




Deep recessed system with matting inserts



Explore this product on  
mattersurfaces.com








Deep recessed system with matting inserts



Explore this product on  
[mattersurfaces.com](https://mattersurfaces.com)



Array Track



MetroSteel™



Design Track





# Foot Grilles



# Foot Grilles



Foot grilles offer many of the benefits of architectural grilles - including promoting positive indoor air quality, removing moisture and debris, and withstanding high foot traffic - without the need for a deep recess.

## Product Highlights:

- Available in aluminum or vinyl base with matting insert options for debris removal and moisture absorption
- Solid fibered plank foot grille solutions for easy installation
- Ideal for retrofits


## Foot Grilles Offering:

Soft Grid™  
Ultra Entry™  
Grate Mat  
Grate Mat XT  
Grate Grid  
Legacy Plank  
Nuway®  
Nuway® HD



Access Revit Files






Surface-mounted or shallow-recessed vinyl foot grille




Explore this product on [mattersurfaces.com](https://mattersurfaces.com)



Surface-mounted or shallow-recessed vinyl foot grille with matting inserts



Explore this product on [mattersurfaces.com](https://mattersurfaces.com)





Grate Mat

Zone 2



Mat with aluminum and carpet, vinyl, or brush inserts




Explore this product on [mattersurfaces.com](https://mattersurfaces.com)



Grate Mat XT


Zone 2



Mat with aluminum and carpet, vinyl, or brush inserts




Explore this product on [mattersurfaces.com](https://mattersurfaces.com)



Shown with carpet inserts





Deep recessed system with carpet, vinyl, or brush inserts



Explore this product on [mattersurfaces.com](https://mattersurfaces.com)



Plank format fiberoptic foot grille



Explore this product on [mattersurfaces.com](https://mattersurfaces.com)







Shallow-recessed system with aluminum and matting scraper bars




Explore this product on  
[mattersurfaces.com](https://mattersurfaces.com)



Shallow-recessed system with aluminum and extended matting scraper bars



Explore this product on  
[mattersurfaces.com](https://mattersurfaces.com)







# Entrance Matting

Trilogy Tile™



# Entrance Matting



Super Nop® 52 Tile

Entrance matting is essential in wintery or wet conditions to ensure the safety of a property’s guests. Matting is the perfect complement to architectural or foot grilles, and many of our entrance matting options can be used as inserts in our grilles.

**Product Highlights:**

- Range of patterns, thicknesses, and colorways
- Rubber- and vinyl-backed solutions
- Available in wall-to-wall, walk-off mats, or logo matting options

**Entrance Matting Offering:**

- Berber
- Super Nop® 52
- New York Collection
- Portland Collection
- Graffiti
- Precision Inlay™ with Super Nop® 52
- Super Nop® 52 Tile
- Trilogy Tile™






Top-rated runner matting available with rubber or vinyl backing



Explore this product on [mattersurfaces.com](https://mattersurfaces.com)



High-performance nop matting



Explore this product on [mattersurfaces.com](https://mattersurfaces.com)







Aggressive matting with lavish carpet-like appearance




Explore this product on [mattersurfaces.com](https://mattersurfaces.com)



Superior drying matting with a lavish carpet-like appearance



Explore this product on [mattersurfaces.com](https://mattersurfaces.com)







Plush logo matting with a carpet-like feel




Explore this product on  
mattersurfaces.com



High-performance matting for logos and wall-to-wall applications



Explore this product on  
mattersurfaces.com





Super Nop® 52 Tile

Zones 2 + 3



Durable and effective nop-textured matting tile



Explore this product on  
mattersurfaces.com



Trilogy Tile™


Zones 2 + 3



Superior matting tile with contemporary carpet design








Explore this product on  
mattersurfaces.com









Specifications


	<div>Design Track</div> <div></div> <div><a href="#">Page 14</a></div>	<div>Mighty Track</div> <div></div> <div><a href="#">Page 15</a></div>	<div>Safe Track</div> <div></div> <div><a href="#">Page 16</a></div>	<div>Array Track</div> <div></div> <div><a href="#">Page 17</a></div>	<div>Ultra Track</div> <div></div> <div><a href="#">Page 18</a></div>
Features	–Exclusive cross-bolt technology outlasts welded key-lock construction –Drop-through construction provides maintenance-free surface that looks brand new for years –Anti-slip surface		–Frames come pre-assembled –Custom shapes available (Ultra Track is recommended for radius cuts and revolving doors) –Drain Pan option available		
Material	Heavy gauge 6061-T6 aluminum with 64% pre-consumer and 16% post-consumer recycled content and mill finish				
Size	Custom made to your requirements. Consult our Product Specialists for assistance. Maximum Panel Size: 48” (front to back) x 42” (left to right). Multiple panels are used to construct the foot grille system.				
Maximum Rolling Load (pounds per wheel)					
2’ Span	2,796	2,040	2,032	3,312	3,828
2’ 8” Span	1,900	1,400	1,394	2,276	2,652
3’ 6” Span	1,372	1,024	827	1,656	1,936
Warranty	10 Years				

Depth	VV or AD Frame (New Construction)	TT Overlap Frame (Retrofits)
Grille Only	1”	1”
Grille & Frame (Level Base)	1-1/8”	1”
Grille & Frame (Drain Pan)	2-1/8”	2”

	<div>MetroSteel™</div> <div></div> <div><a href="#">Page 19</a></div>
Features	–Contemporary linear design –Weather resistant stainless steel –Maintenance-free surface –Custom shapes available
Material	Type 304 stainless steel wire resistance welded to Type 304 stainless steel support rods, containing 80% pre-consumer recycled content
Size	Custom made to your requirements. Consult our Product Specialists for assistance.
Thickness	5/8”, 1-1/8”
Weight	5/8”: 80 oz/sq ft 1-1/8”: 88 oz/sq ft

	<div>Advanced Track</div> <div></div> <div><a href="#">Page 20</a></div>	<div>Dual Track</div> <div></div> <div><a href="#">Page 21</a></div>	<div>Dri Track</div> <div></div> <div><a href="#">Page 22</a></div>
Features	–Exclusive cross-bolt technology outlasts welded key-lock construction –Alternating rows of aluminum and fiber provide scraping and drying –Drop-through construction provides maintenance-free surface that looks brand new for years –Anti-slip surface		–Frames come pre-assembled –Custom shapes available (Advanced Track and Dri Track can be radius cut) –Drain Pan option available –Select insert colors from the New York Collection on <a href="#">page 52</a>
Material	Heavy gauge 6061-T6 aluminum and aluminum alloy 6063-T5 scraping rails with 58.62% pre-consumer and 15.5% post-consumer recycled content, and 100% nylon standard New York Collection inserts	Heavy gauge 6061-T6 aluminum with 43.97% pre-consumer and 14.12% post-consumer recycled content, vinyl scraping rails and 100% nylon standard New York Collection inserts	Heavy gauge 6061-T6 aluminum with 51.84% pre-consumer and 14.86% post-consumer recycled content, and 100% nylon standard New York Collection inserts
Size	Custom made to your requirements. Consult our Product Specialists for assistance. Maximum Panel Size: 48” (front to back) x 42” (left to right). Multiple panels are used to construct the foot grille system.		
Maximum Rolling Load (pounds per wheel)	2’ Span = 3,831 2’ 8” Span = 2,653 3’ 6” Span = 1,583		2’ Span = 1,608 2’ 8” Span = 1,248 3’ 6” Span = 1,004
Warranty	10 Years		


Depth	VV or AD Frame (New Construction)	TT Overlap Frame (Retrofits)
Grille Only	1-1/2”	1-1/2”
Grille & Frame (Level Base)	1-5/8”	1-1/2”
Grille & Frame (Drain Pan)	2-1/2”	2-1/2”

	<div>Grate Grid</div> <div></div> <div><a href="#">Page 32</a></div>
Features	–Durable “I”-beam construction secured with key-lock bars –Insert options include carpet, vinyl, brush, vinyl abrasive, and serrated aluminum; visit our website or consult our Product Specialists for assistance
Material	6063-T52 aluminum with 46% pre-consumer recycled content and various insert options
Size	Custom made to your requirements. Consult our Product Specialists for assistance


Depth	
Grille Only	1-3/4”
Grille & Frame	2”




Specifications

	<div>Legacy Plank</div> <div></div> <div><a href="#">Page 33</a></div>
Features	<div>–The plank-style matting system can be used to construct an entrance of any size</div> <div>–Create a uniform look with a single color or work with both colors to construct interesting patterns</div> <div>–Less waste than roll matting, depending on the size</div>
Material	Polypropylene base with premium polyamide nylon fibers (6.6)
Size	9.25” x 29.53”
Weight	168 oz/sq yd
Thickness	± 1/2”
Recommended Installation	Clip system with doublefaced tape, glue-down for heavy and wheeled traffic

Legacy Plank





Anthracite







Smoky Gray

Clip System



	<div>Grate Mat</div> <div></div> <div><a href="#">Page 30</a></div>	<div>Grate Mat XT</div> <div></div> <div><a href="#">Page 31</a></div>
Features	<div>–Grate Mat “rolls up” for easy handling and maintenance</div> <div>–Polypropylene brush insert offers highest performance and durability</div> <div>–Insert options include carpet, vinyl, brush, vinyl abrasive, and serrated aluminum</div>	<div>–The rugged benefits of a foot grille with the easy maintenance of a roll up mat</div> <div>–Polypropylene brush insert offers highest performance and durability</div> <div>–Thermoplastic hinge is weather-resistant and stays flexible–won’t crack or break like PVC-based materials</div> <div>–Insert options include carpet, vinyl, brush, vinyl abrasive and serrated aluminum</div>
Material	6063-T52 aluminum with 49% pre-consumer recycled content and various insert options	Corrosion-resistant 6063-T52 aluminum with 38.3-45.8% pre-consumer recycled content and various insert options fusion bonded to the backing for durability
Size	Custom made to your requirements. Consult our Product Specialists for assistance.	
Depth	<div>Grille Only: 3/8”</div> <div>Grille &amp; Ramp with Frame: 3/8”</div> <div>Grille &amp; Deep Frame: 7/16”</div>	<div>Grille Only: 11/16”</div> <div>Grille &amp; Recessed Frame: 3/4”</div>


	<div>Nuway®</div> <div></div> <div><a href="#">Page 34</a></div>	<div>Nuway® HD</div> <div></div> <div><a href="#">Page 35</a></div>	<div>Ultra Entry™</div> <div></div> <div><a href="#">Page 29</a></div>	<div>Soft Grid™</div> <div></div> <div><a href="#">Page 28</a></div>
Features	<div>–Alternating strips for scraping and drying</div> <div>–Reversible design doubles life span</div> <div>–Anti-slip surface</div> <div>–Withstands heavy foot traffic and wheeled loads</div>	<div>–Heavy duty, closed construction foot grille for high traffic with high point loads</div> <div>–Alternating strips of aluminum and two buffed or unbuffed rubber wiper strips</div> <div>–Reversible design doubles life span</div> <div>–Anti-slip surface</div>	<div>–Alternating strips for scraping and drying</div> <div>–Easily cut on site to any angle, arc or shape</div> <div>–Anti-slip surface</div> <div>–Withstands rolling loads to 1,200 pounds per wheel</div>	<div>–Easily cut on site to any angle, arc or shape</div> <div>–Conforms to uneven sub-floors</div> <div>–Anti-slip surface</div> <div>–Withstands rolling loads to 1,200 pounds per wheel</div>
Material	Aluminum scraper bars and buffed or unbuffed rubber wiper strips with 80% pre-consumer and 20% post-consumer recycled content	Aluminum scraper bars and buffed or unbuffed rubber wiper strips with 80% pre-consumer and 20% post-consumer recycled content	100% Nylon Standard Designer inserts with vinyl base, recycled content varies by base color	Vinyl grid, recycled content varies by base color
Size	Custom made to your requirements. Consult our Product Specialists for assistance.	Custom made to your requirements. Consult our Product Specialists for assistance.	36” x 40’, 48” x 40’ Custom sizes available in 36” and 48” widths x lengths up to 40’	36” x 30’, 48” x 30’ Custom sizes available in 36” and 48” widths x lengths up to 30’
Maximum Rolling Load (pounds per wheel)	-----	-----	1,200 pounds per wheel	1,200 per pounds wheel
Style	<div><b>Standard</b> - 12mm, closed construction, Charcoal wiper strips, aluminum scraper bars</div> <div><b>Plainguard</b> - unbuffed rubber wiper strips with aluminum scraper bars (zones 1 and 2)</div> <div><b>Design</b> - choice of colored buffed rubber wiper strips with aluminum scraper bars</div>	<div><b>Standard</b> - 12mm, closed construction, Charcoal wiper strips, aluminum scraper bars</div> <div><b>Plainguard</b> - unbuffed rubber wiper strips with aluminum scraper bars (zones 1 and 2)</div> <div><b>Design</b> - choice of colored buffed rubber wiper strips with aluminum scraper bars</div>	Shallow recessed or surface mount system with drop-through design, choice of gray, black or brown base grid and colored nylon inserts	Shallow recessed or surface mount system with drop-through design and choice of gray or black base
Warranty	10 Years	10 Years	4 Years pro-rated	

Depth	Ramp Frame	Shallow Recess Frame
Grille Only	7/16"	5/8"


Depth	Surface Ramp Frame	Recessed R or J Frame
Grille Only	3/8"	3/8"
Grille & Frame	3/8"	R: 7/16"    J: 5/8"

Can be used with Schlüter™ frame option


Nuway® Wiper Strips



Soft Grid™



Ultra Entry™ Panel Colors



–Select insert colors from the New York Collection on [page 52](#)



Specifications

	Berber VB <a href="#">Page 40</a>	Berber RB <a href="#">Page 40</a>	New York Collection <a href="#">Page 42</a>	Portland Collection <a href="#">Page 43</a>
Features	–Super-durable fibers provide outstanding walk-off performance –Hobnail design provides aggressive soil removal –Heavy-duty SureTac™ vinyl back won’t crack and ensures flat, durable edges –Common Uses—loose lay in high, multi-directional traffic entrances, vestibules, lobbies, hallways, elevators	–Outstanding walk-off performance for multi-directional traffic applications –Easily maintained by vacuuming and periodic extraction –Stain resistant, color fast, and permanently anti-static –Green Label Plus™ Certified –Common Uses—entryways, vestibules	–Coarse, bristle-like fibers effectively brush shoes clean and capture dirt in the mat –SureTac™ vinyl backing will not crack –Rich, vibrant color selection –Can be glued down or loose laid as a mat –Common Uses—indoor settings, entrances, foyers, vestibules, lobbies	–A selection of rolled matting that is made from 100% Econyl® regenerated nylon fibers with a premium vinyl backing –Can be glued down or loose laid as a mat –Fibers effectively brush soles clean and capture dirt that will otherwise enter facility
Material	100% Solution-Dyed UV Stabilized Fibers (80% Polypropylene; 20% Polyester)	100% Solution-Dyed UV Stabilized Fibers (80% Polypropylene; 20% Polyester)	100% premium polyamide nylon fibers (6.6)	Tufted 100% Econyl® Nylon
Backing	Premium Vinyl Backing	High Density Rubber	Premium Vinyl Backing	Premium Vinyl Backing
Roll Sizes	3’ x 60’ (Charcoal) 4’ x 60’, 6’ x 60’	6’ 7” x 82’ 13’ 2” x 82’	6’ 7” x 82’	4’ 3” x 6’ 7”
Custom Sizes	3’, 4’ and 6’ widths x lengths to 60’ Roll width includes 1” vinyl edge on each roll side and includes nosing on ends	6’ 7” x custom lengths up to 82’ 13’ 2” x custom lengths up to 82’	6’ 7” width x lengths up to 82’ Roll width includes 1” vinyl edge on each roll side May be trimmed off for glue down applications Specify if nosing is required on ends	4’ 2” and 6’ 7” width x lengths up to 82’
Thickness	3/8”	3/8”	3/8”	7.0mm (0.28”)
Weight	37 oz/sq yd	64 oz/sq yd	99 oz/sq yd	99 oz/sq yd <sup>2</sup>

Berber



Sterling



RB



Charcoal



RB + VB



Steel Blue



RB



Light Beige



RB



Walnut



RB + VB



Red



RB



Spruce



RB

New York Collection



Light Gray



Dark Gray



Charcoal



Charcoal Splash



Brown



Brown Sugar

Portland Collection



Foggy Dusk



Cedar Bark



Spring Heather



Charcoal Granite



Riverbend



Black Sand

	Super Nop® 52 <a href="#">Page 41</a>	Precision Inlay™ with Super Nop® 52 <a href="#">Page 45</a>
Features	–Unbeatable resistance to wear, UV and staining (bleach, salt, permanent ink, coffee, red juice, betadine and more) –52 oz. heavy weight pile and large nop design provides outstanding scrubbing action –Needlepunch construction provides optimal crush resistance –Edges will not unravel or fray –Common Uses—corridors, entryways, vestibules, lobbies, sports facilities	–Computer technology scans your logo or image, then cuts exact inlays to reproduce crisp, bold and colorful designs –Withstands high foot traffic –Inlay process accurately reproduces fonts and images –Common Uses—retail stores, malls, commercial settings, hotels, hospitals
Material	100% Solution-Dyed UV Stabilized Fibers (80% Polypropylene; 20% Polyester)	
Backing	High Density Rubber	
Roll Sizes	6’ 7” x 101’ 8” 13’ 2” x 101’ 8”	For custom sizes/artwork requirements, contact sales support at 1-800-628-7462
Total Weight	93 oz/sq yd	
Pile Weight	52 oz/sq yd	
Thickness	7/16” (+15% / -10%)	

Super Nop® 52



Sterling



Dark Gray



Carbon



Charcoal



Steel Blue



Sapphire



Azure



Midnight Blue



Verdi



Hunter Green



Forest



Sand



Natural



Beige



Taupe



Zinc



Tweed Brown



Choco



Brown



Walnut



Black Walnut



Crimson



Burgundy



Rosewood



Garnet

Super Nop® 52 Bright



White



Yellow



Gold



Orange



Pink



Bright Red



Kelly Green



Sky Blue



Royal Blue



Purple



Black




Turquoise




Specifications

	<b>Graffiti</b> <a href="#">Page 44</a>
Features	–Precise reproduction of a logo or image is a superior quality plush product –Create with any image, shape or size –Combine bright colors and traditional neutrals to create stylish mats for entrances and other interior spaces –Loose lay mats only –Common Uses–lobbies, reception areas, commercial settings, hotels, hospitals
Material	100% polypropylene fibers
Height	3/8”
Total Weight	56 oz/sq yd
Pile Weight	28 oz/sq yd
Roll Size	6’7” x 68’
Backing	High Density Rubber


Graffiti




Chalk




Taxicab




Neon




Festival




Brick




Cobblestone




Brownstone




Boardwalk




Harbor




Playground




Greenway




Concrete



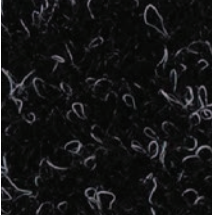
Statue




Subway



Asphalt




Flatiron




Skyline

	<b>Super Nop® 52 Tile</b> <a href="#">Page 46</a>	<b>Trilogy Tile™</b> <a href="#">Page 47</a>
Features	–Produced with 100% Asota® solution dyed polypropylene fibers for unbeatable resistance to wear, UV and staining (bleach, salt, permanent ink, coffee, red juice, betadine and more) –52 oz. heavy weight pile and large nop design provides outstanding scrubbing action –Can quarter-turn tiles to create parquet pattern –Needlepunch construction provides optimal crush resistance –Edges will not unravel or fray –Common Uses–high traffic entrances, vestibules, lobbies, airports, retail	–Aggressive scraping cleans footwear to reduce the risk of slips and falls –Durable product ideal for commercial applications –High-end carpet-like appearance creates great first impression –Can be installed brick, monolithic, or quarter-turn to create interesting patterns –Meets indoor air quality testing protocols –Class 1 fire rating –Common Uses–corporate, educational, retail, hospitality environments
Material	100% Solution-Dyed UV Stabilized Fibers (80% Polypropylene; 20% Polyester)	Nylon fiber (6) textured tufted loop
Backing	Bitumen	100% post-consumer recycled PET primary backing and Bitumen secondary backing with 10% post-industrial recycled content
Tile Size	19-11/16” x 19-11/16”	19-11/16” x 19-11/16”
Case Pack	12 tiles/case (32.4 sq ft)–full cases only	20 tiles/case (53.8 sq ft)–full cases only
Weight	141 oz/sq yd	139 oz/sq yd
Thickness	1/2” (+15% / -10%)	9/32”


Super Nop® 52 Tile




Sterling




Charcoal




Steel Blue




Midnight Blue




Beige




Taupe




Zinc



Tweed Brown




Walnut




Black Walnut


Trilogy Tile™




Cremini




Abalone



Indigo



Portobello



Oyster



