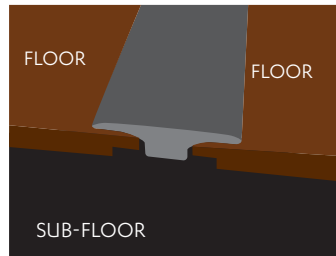
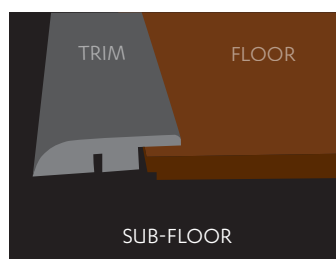
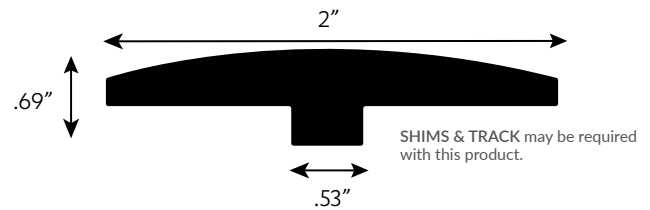


## TRIM SOLUTIONS | TRIM LENGTH 6' 6"

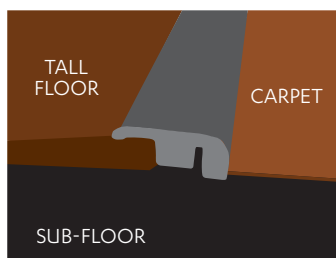
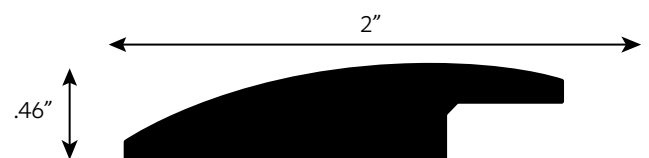
Trim dimensions are approximate. Trims are coordinating, color or graining may not be exact.



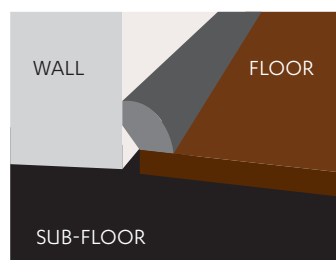
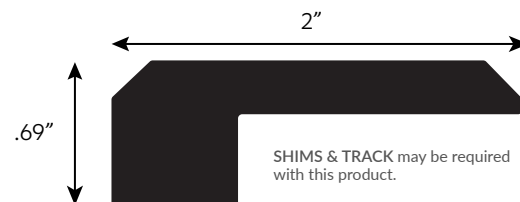
**T-MOLD** is used when joining two floors of equal height, such as in a doorway, between two rooms or in a large area where the maximum length/width is exceeded.



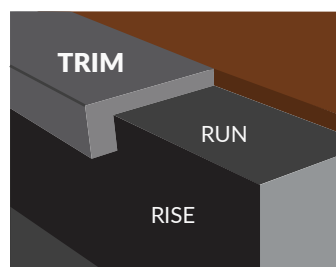
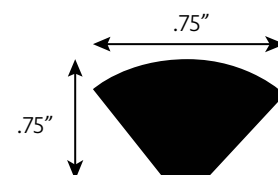
**REDUCER** is used when ending the flooring onto a surface such as concrete.



**END CAP** often times called Square Edge, End Cap is most commonly used when butting up to Carpet or a sliding glass door.



**QUARTER ROUND** is most commonly applied to cover the expansion gap between the flooring and the wall.



**QNOSE** Stair Nosing is made from the same product as your flooring selection, ensuring it will match your installed floors.  
**MADE TO ORDER**

