

AEROCORE WILDS

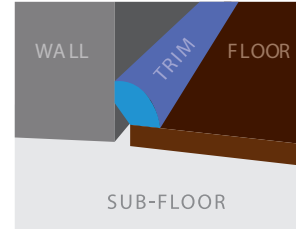
TRIM PROFILES & MEASUREMENTS

TRIM DESCRIPTION

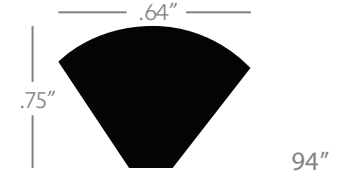
QUARTER ROUND

Applied to cover the expansion gap between the flooring and the wall.

TRIM PROFILE

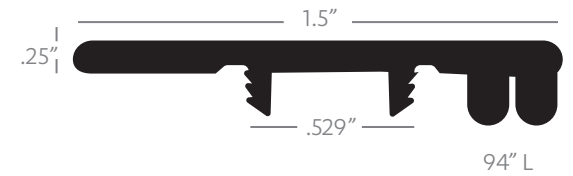
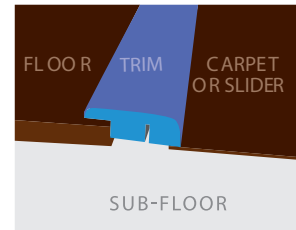


TRIM DIMENSIONS




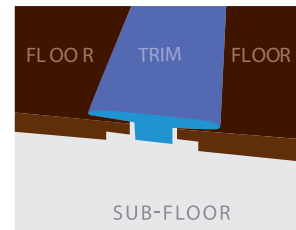
END CAP

Often times called Square Edge or Threshold, used when butting up to carpet or a sliding glass door.



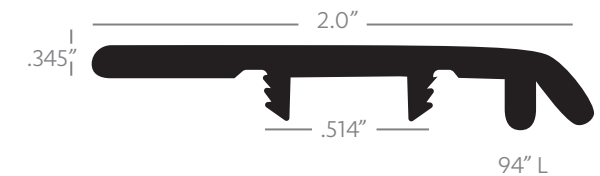
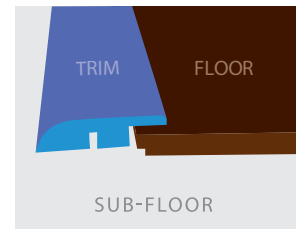
T-MOLD

Joins two floors of equal height, such as in a doorway, between two rooms or in a large area where the maximum length/width is exceeded.



REDUCER

Ends the flooring onto a surface such as concrete.



STAIR NOSE

Ends flooring at the top of either a landing or downward staircase.

