




COYOTE® STP PRO SERIES BULKHEAD KIT

INSTALLATION INSTRUCTIONS

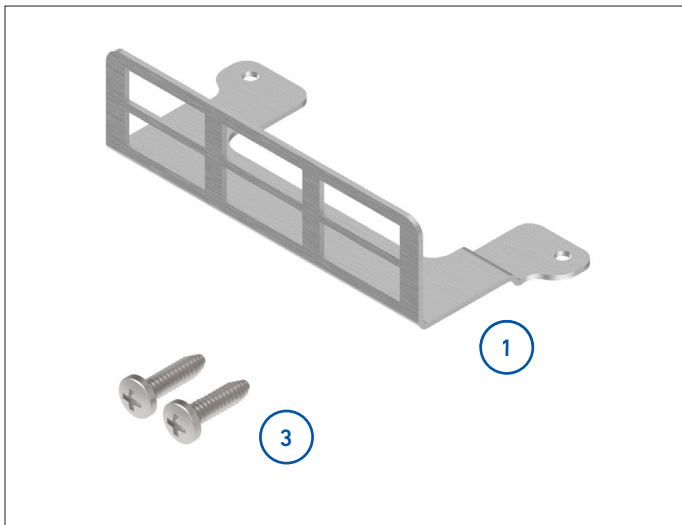


IMPORTANT SAFETY INFORMATION

READ AND COMPLETELY UNDERSTAND ALL INSTRUCTIONS BEFORE INSTALLING PRODUCT. FAILURE TO FOLLOW THESE INSTRUCTIONS MAY RESULT IN PERSONAL INJURY OR DEATH.

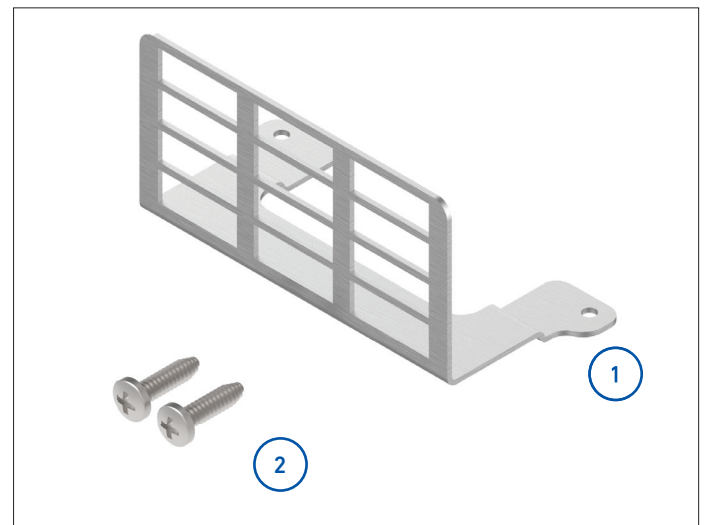
This product is intended for use by trained technicians only. This product should not be used by anyone who is not familiar with and not trained to use it. When working in the area of energized lines, extra care should be taken to prevent accidental electrical contact. Be sure to wear proper safety equipment per your company protocol. These instructions are not intended to supersede any company construction or safety standards. These instructions are offered only to illustrate safe installation for the individual. PLP products are intended for the specified application only. Do not modify this product under any circumstances. Do not reuse or reinstall any PLP product unless that capability is expressly indicated in the product's Installation Instructions. For proper performance and personal safety, be sure to select the proper PLP product before installation. PLP products are precision devices. To ensure proper performance, they should be stored in cartons under cover and handled carefully.

PACKAGE COMPONENTS



Catalog Number: 80814576

1. Bulkhead Bracket (1)
2. Self-Tapping Screws (2)



Catalog Number: 80814614

NOTE: Deep Cover is required for use for this installation.

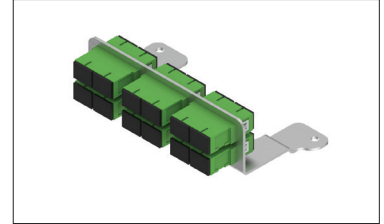
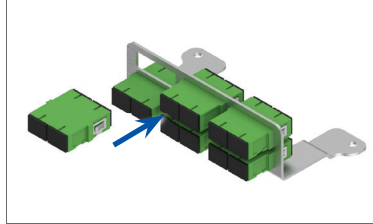
1. Deep Bulkhead Bracket (1)
2. Self-Tapping Screws (2)

Tools Required:

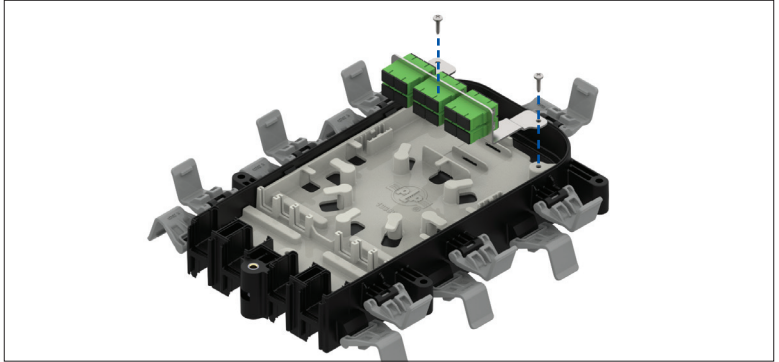
- Fiber Stripper
- Snips
- Felt
- Tie Wraps
- Pen or Marker

NOTE: Installation for both the standard and deep Cross-Connect Bulkhead Kits is the same. The following shows the installation of the standard cross-connect bulkhead kit:


- 1 Install duplex SC or quad LC flangeless adapters in the bulkhead bracket.




- 2 Align the bracket with the drop storage tray bosses and install the self-tapping screws.



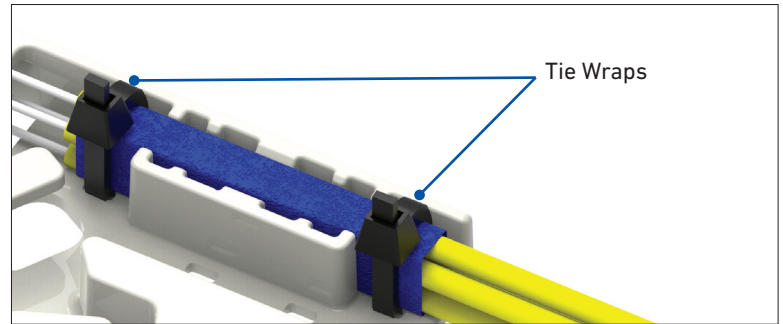
- 3 Route pigtails from the bulkhead to the splice side as shown.



- 4 Route pigtails through the channel to the splice tray.



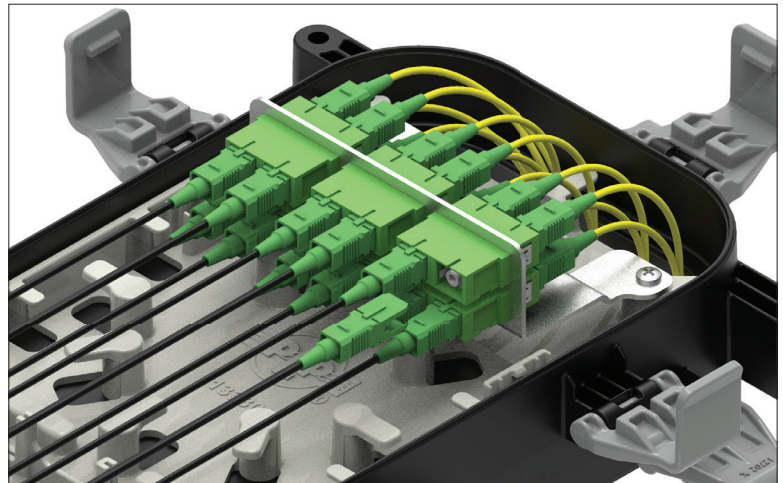
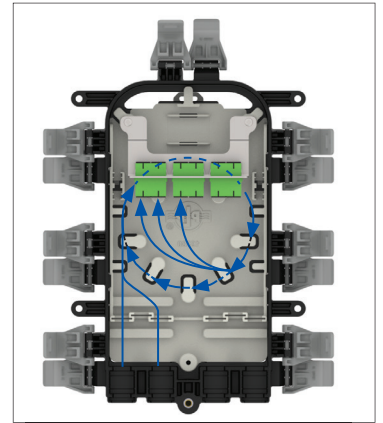
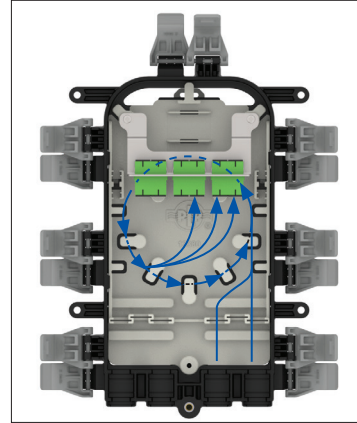
- 5 Secure the pigtails to the splice tray with felt and tie wraps.



- 6 Route pigtails to the bulkhead as shown below and install the pigtails into the adapters.

NOTE: Be sure to follow your company's standard practices when installing pigtails into the adapters.

A deep cover must be used if a deep bulkhead is being installed.



APPENDIX

Catalog Number	Description
80814576	STP Pro Standard Bulkhead Kit - Accepts (6) Duplex SC or (6) Quad LC Flangeless Adapters
80814614	STP Pro Deep Bulkhead Kit - Accepts (12) Duplex SC or (12) Quad LC Flangeless Adapters, must be used with a deep cover (Catalog Number: 80813747).
80813747	STP Pro Deep Cover Kit – to be utilized with Catalog Number: 80814614 Deep Bulkhead Kit.
80813988	Adapter Kit – Includes: (6) SC/APC Flangeless Duplex Adapters
80813989	Adapter Kit – Includes: (6) SC/UPC Flangeless Duplex Adapters
80813990	Adapter Kit – Includes: (6) LC/APC Flangeless Quad Adapters
80813991	Adapter Kit – Includes: (6) LC/UPC Flangeless Quad Adapters
COYTRM-2PK-SCA-SB	Pigtail Kit. Includes: (2) SC/APC 2 mm Jacketed Pigtails with Short Boot Connectors
COYTRM-2PK-SCU-SB	Pigtail Kit. Includes: (2) SC/UPC 2 mm Jacketed Pigtails with Short Boot Connectors
COYTRM-3PK-SCA-SB	Pigtail Kit. Includes: (3) SC/APC 2 mm Jacketed Pigtails with Short Boot Connectors
COYTRM-3PK-SCU-SB	Pigtail Kit. Includes: (3) SC/UPC 2 mm Jacketed Pigtails with Short Boot Connectors
COYTRM-4PK-SCA-SB	Pigtail Kit. Includes: (4) SC/APC 2 mm Jacketed Pigtails with Short Boot Connectors
COYTRM-4PK-SCU-SB	Pigtail Kit. Includes: (4) SC/UPC 2 mm Jacketed Pigtails with Short Boot Connectors
COYTRM-4PK-LCA-SB	Pigtail Kit. Includes: (4) LC/APC 2 mm Jacketed Pigtails with Short Boot Connectors
COYTRM-4PK-LCA-SB	Pigtail Kit. Includes: (4) LC/UPC 2 mm Jacketed Pigtails with Short Boot Connectors
800013979	Fiber Pigtail Kit – Includes (2) 1.5 m SC/APC 900 µm Color Coded Pigtails
800014109	Fiber Pigtail Kit – Includes (2) 1.5 m SC/UPC 900 µm Color Coded Pigtails
800013980	Fiber Pigtail Kit – Includes (3) 1.5 m SC/APC 900 µm Color Coded Pigtails
800014110	Fiber Pigtail Kit – Includes (3) 1.5 m SC/UPC 900 µm Color Coded Pigtails
800015055	Fiber Pigtail Kit – Includes (4) 1.5 m SC/APC 900 µm Color Coded Pigtails
80812558	Fiber Pigtail Kit – Includes (4) 1.5 m SC/UPC 900 µm Color Coded Pigtails
80812983	Fiber Pigtail Kit – Includes (2) 1.5 m LC/APC 900 µm Color Coded Pigtails
80812985	Fiber Pigtail Kit – Includes (2) 1.5 m LC/UPC 900 µm Color Coded Pigtails
80812559	Fiber Pigtail Kit – Includes (4) 1.5 m LC/APC 900 µm Color Coded Pigtails
80812560	Fiber Pigtail Kit – Includes (4) 1.5 m LC/UPC 900 µm Color Coded Pigtails



GLOBAL HEADQUARTERS
660 BETA DRIVE
CLEVELAND, OH 44143

+1 440 461 5200
INFO@PLP.COM
PLP.COM