



COYOTE® PEDESTALS OPTITAP® BULKHEAD KITS

INSTALLATION INSTRUCTIONS




IMPORTANT SAFETY INFORMATION

READ AND COMPLETELY UNDERSTAND ALL INSTRUCTIONS BEFORE INSTALLING PRODUCT. FAILURE TO FOLLOW THESE INSTRUCTIONS MAY RESULT IN PERSONAL INJURY OR DEATH.

This product is intended for use by trained technicians only. This product should not be used by anyone who is not familiar with and not trained to use it. When working in the area of energized lines, extra care should be taken to prevent accidental electrical contact. Be sure to wear proper safety equipment per your company protocol. These instructions are not intended to supersede any company construction or safety standards. These instructions are offered only to illustrate safe installation for the individual. PLP products are intended for the specified application only. Do not modify this product under any circumstances. Do not reuse or reinstall any PLP product unless that capability is expressly indicated in the product's Installation Instructions. For proper performance and personal safety, be sure to select the proper PLP product before installation. PLP products are precision devices. To ensure proper performance, they should be stored in cartons under cover and handled carefully.

PACKAGE COMPONENTS

COYOTE 6" PEDESTAL TERMINAL BULKHEAD KIT



Catalog Number: COYPED6-BLKHDTRM

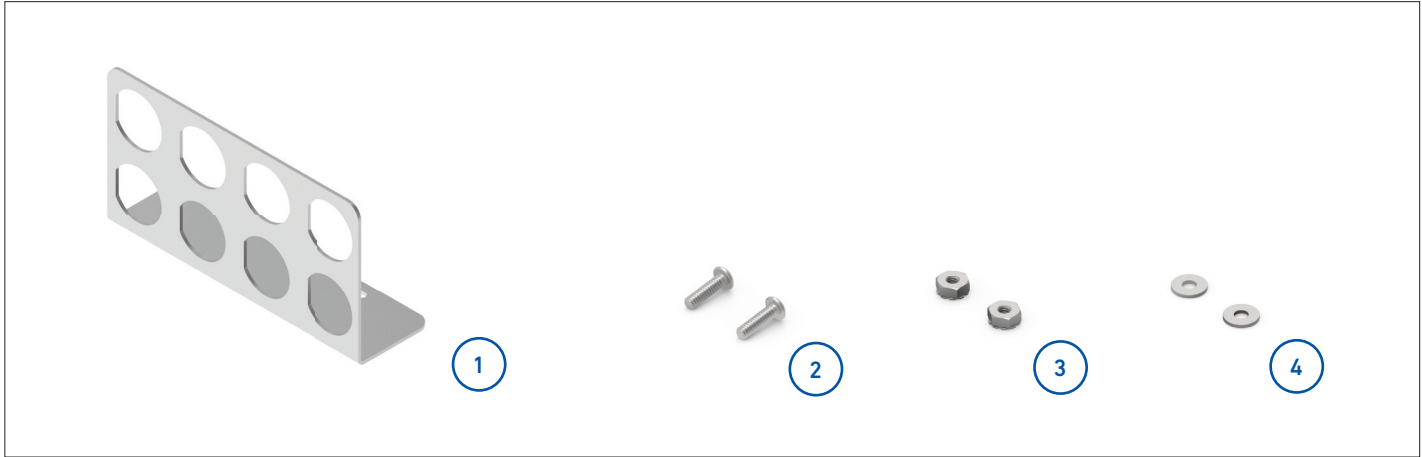
1. 4-Port OptiTap Bulkhead Bracket (1)
2. Bolts, #6-32 x 1/2" (2)
3. Keps Nuts, #6-32 (2)
4. Flat Washer, #6 (2)

Tools Required:

- Fiber Stripper
- Snips
- Felt
- Tie Wraps
- Pen or Marker
- Phillips Head Screwdriver

PACKAGE COMPONENTS

COYOTE 8" PEDESTAL TERMINAL BULKHEAD KIT



Catalog Number: COYPED8-BLKHDTRM


1. 8-Port OptiTap® Bulkhead Bracket (1)
2. Bolts, #6-32 x 1/2" (2)
3. Keps Nuts, #6-32 (2)
4. Flat Washer, #6 (2)

Tools Required:

- Fiber Stripper
- Snips
- Felt
- Tie Wraps
- Pen or Marker
- Phillips Head Screwdriver

PACKAGE COMPONENTS

COYOTE 10" PEDESTAL TERMINAL BULKHEAD KIT



Catalog Number: COYPED10-BLKHDTRM

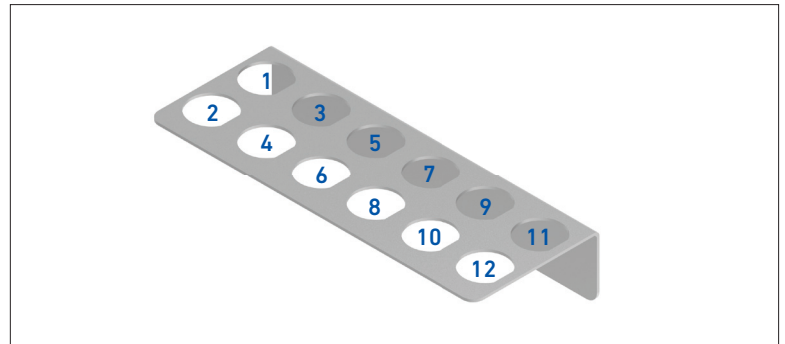
1. 12-Port OptiTap Bulkhead Bracket (1)
2. Bolts, #6-32 x 1/2" (2)
3. Keps Nuts, #6-32 (2)
4. Flat Washer, #6 (2)

Tools Required:


- Fiber Stripper
- Snips
- Felt
- Tie Wraps
- Pen or Marker
- Phillips Head Screwdriver

NOTE: Installation for all OptiTap® bulkhead kits is the same. The following shows the installation of the 12-port OptiTap bulkhead kit:

- 1 Identify which ports in the bulkhead bracket will be used. The first OptiTap adapter will be installed in Port 1, the second in Port 2, etc.



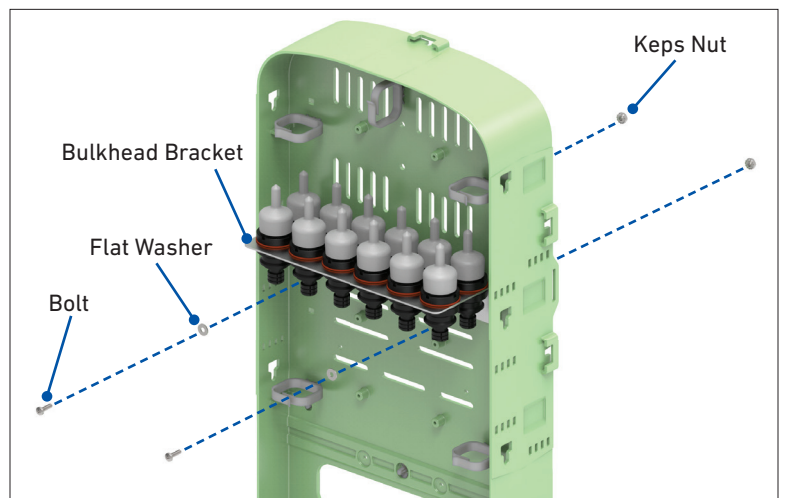
- 2 Install OptiTap adapters in the bulkhead bracket per your standard company practices. Ensure that the dust caps are oriented as shown.



- 3 Align the bolt holes in the bracket with the uppermost horizontal slots on the pedestal universal organizer.


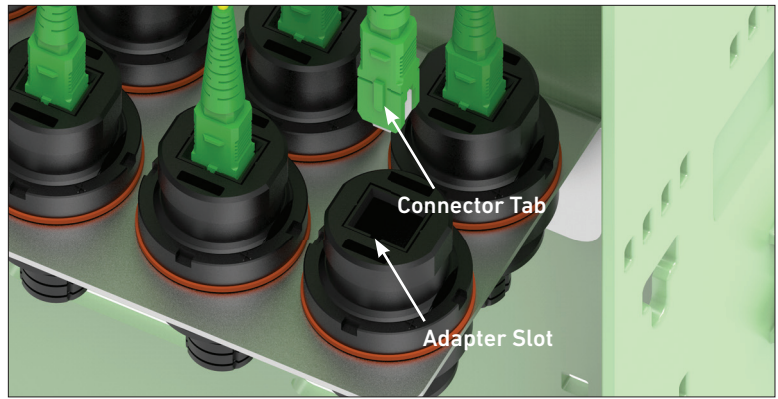


- 4 Attach the bulkhead bracket to the universal organizer using the hardware provided.

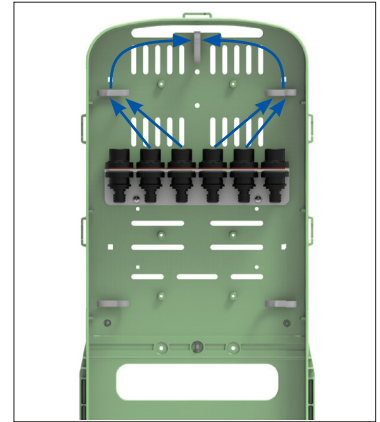



- 5 Install pigtail connectors into the OptiTap® adapters per your standard company practices.


NOTE: Make sure to align the tab of the connector with the slot of the adapter when inserting the connector into the adapter.



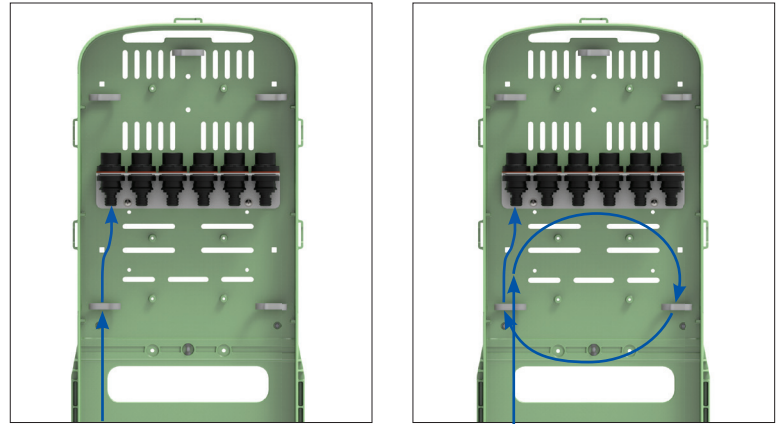
- 6 Route pigtails through the upper pass-through window to the splice tray.



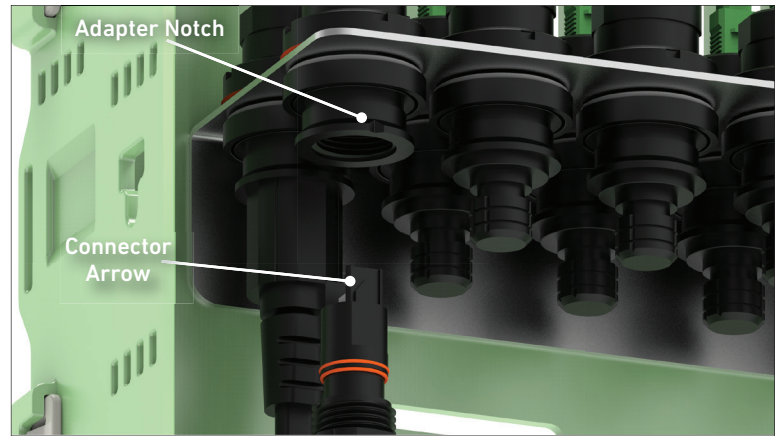
- 7 Secure the pigtails to the splice tray with felt and tie wraps.




- 8 Route pre-connectorized drops to the bulkhead as shown.



- 9 Align the arrow of the connector with the notch of the adapter and insert the connector into the adapter.



- 10 Rotate the threaded sleeve of the connector until it is secured into the adapter.



APPENDIX

Catalog Number	Description
COYPED6-BLKHDTRM	6" Pedestal Terminal Bulkhead Kit - Accepts (4) OptiTap® Adapters
COYPED8-BLKHDTRM	8" Pedestal Terminal Bulkhead Kit - Accepts (8) OptiTap Adapters
COYPED10-BLKHDTRM	10" Pedestal Terminal Bulkhead Kit - Accepts (12) OptiTap Adapters
COYTRM-2PK-SCA	Pigtail Kit. Includes: (2) SC/APC 2 mm Jacketed Pigtails
COYTRM-3PK-SCA	Pigtail Kit. Includes: (3) SC/APC 2 mm Jacketed Pigtails
COYTRM-4PK-SCA	Pigtail Kit. Includes: (4) SC/APC 2 mm Jacketed Pigtails
COYSP1X2SCA	COYOTE Pre-Connectorized Splitter - 1x2 SC/APC
COYSP1X4SCA	COYOTE Pre-Connectorized Splitter - 1x4 SC/APC
COYSP1X8SCA	COYOTE Pre-Connectorized Splitter - 1x8 SC/APC
80807972	Hardened Adapter Installation Tool
8003715	OptiTap Adapter Kit – Includes (1) OptiTap Adapter and (1) Installation Tool
8004115	Bulk Pack of OptiTap Adapters – Includes (10) OptiTap Adapters





GLOBAL HEADQUARTERS
660 BETA DRIVE
CLEVELAND, OH 44143

+1 440 461 5200
INFO@PLP.COM
PLP.COM