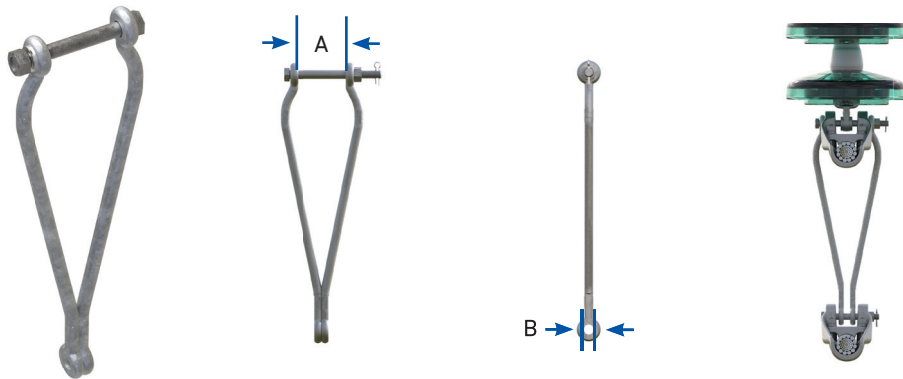


VERTICAL BUNDLING LINK FOR ALS


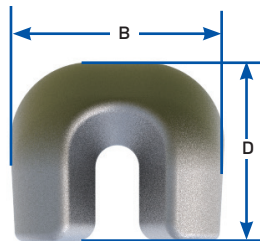



Component	Material
Body	Forged Steel, Hot Dip Galvanized
Hardware	Galvanized Steel
Cotter Pin	Stainless Steel

Catalog Number	ALS Clamp	General Dimensions					Rated Strength	Weight
		in (mm)						
		Rod Diameter	Bolt Diameter	Center to Center	A	B	lbf (kN)	lb (kg)
VBL-13	ALS-122BNK	5/8 (15.8)	5/8 (15.8)	18 (457)	3-1/4 (82.6)	11/16 (17.5)	25,000 (111)	3.8 (1.7)
VBL-14	ALS-181BNK	5/8 (15.8)	5/8 (15.8)	18 (457)	3-1/2 (88.9)	11/16 (17.5)	25,000 (111)	3.8 (1.7)
VBL-15	ALS-238BNK	3/4 (19.1)	5/8 (15.8)	18 (457)	4-5/16 (110)	11/16 (17.5)	30,000 (133)	4.0 (1.8)

Each assembly consists of two links, one bolt for top ALS, one lock washer and one locknut.

SHIELD NUT



Catalog Number	Drill Thread A	Nut Width B	Nut Length C	Nut Height D	Weight
					lb (kg)
SN-58	5/8 (15.9)	1-9/32 (32.5)	2-7/32 (55.9)	1-1/8 (28.6)	0.19 (0.09)
SN-34	3/4 (19.1)	1-9/32 (32.5)	2-7/32 (55.9)	1-1/8 (28.6)	0.19 (0.09)
SN-78	7/8 (22.2)	1-9/32 (32.5)	2-7/32 (55.9)	1-1/8 (28.6)	0.19 (0.09)
SN-1	1 (25.4)	1-15/16 (49.3)	2-13/16 (71.4)	1-1/2 (38.1)	0.49 (0.22)
SN-118	1-1/8 (28.6)	1-15/16 (49.3)	2-13/16 (71.4)	1-1/2 (38.1)	0.47 (0.21)
SN-114	1-1/4 (31.8)	1-15/16 (49.3)	2-13/16 (71.4)	1-1/2 (38.1)	0.45 (0.20)