



## FIBERLIGN® BOLTED DEAD-END

The **FIBERLIGN Bolted Dead-End** for Optical Ground Wire (OPGW) secures both left and right hand lay stranded cables and is rated up to 25,000 lb holding strength. The unique keeper design allows for a compact application length with only three keepers required up to the maximum rated holding strength. Breakaway shear head bolts limit torque to ensure proper installation compression on the OPGW cable.

### FEATURES AND BENEFITS

- Elastomer cushions at the cable entry keeper and at the downguide clamp are designed to reduce strain and fatigue due to cable motion
- Unique keeper achieves rated holding strength with a standard three keeper design - reducing the number of keepers and bolts required
- Shear head bolts are designed to ensure proper compressive force
- Made from high-strength aluminum
- End caps with elastomer inserts guard against abrasion, wear, and fatigue at both cable entry and downguide exit
- Color/shape codes provide easy identification for warehouse stock and field inspection verification

## HOLDING STRENGTH

- Holding strength meets 95% cable rated break strength in accordance with IEEE Std 1591.1
- Contact PLP for multi-strand layered OPGW designs or designs that exceed 25,000 lb RBS to verify rated holding strength.

## ATTACHMENT FITTINGS

- Bolted Dead-Ends can be attached to poles or structures with an extension strap (**Catalog Number: ES-30-10**), two anchor shackles (**Catalog Number: AS-5L**), and a chain link (**Catalog Number: CL-30**).
- Consult PLP for installation using other attachment fittings.



30,000 lb Extension Strap - 10"  
(Catalog Number: ES-30-10)

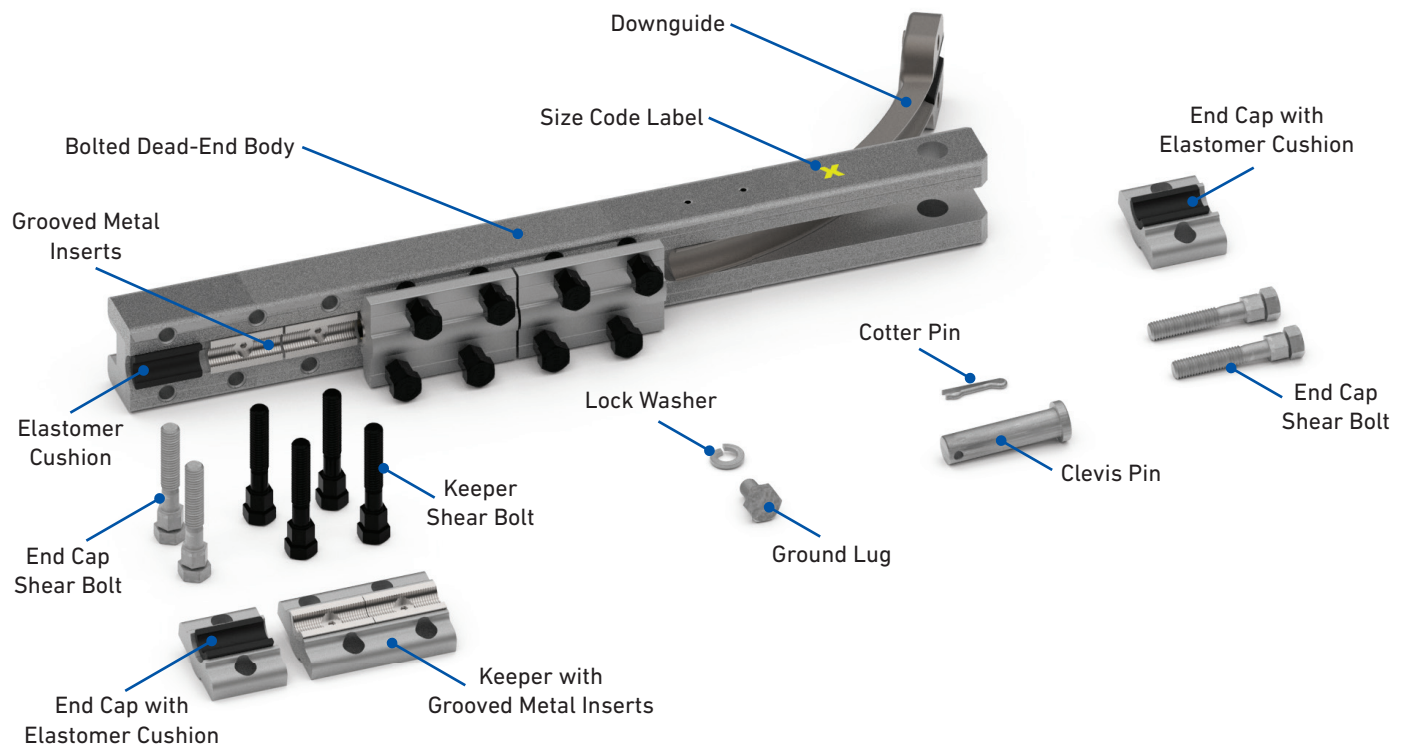


30,000 lb Anchor Shackle  
(Catalog Number: AS-5L)



30,000 lb Chain Link  
(Catalog Number: CL-30)

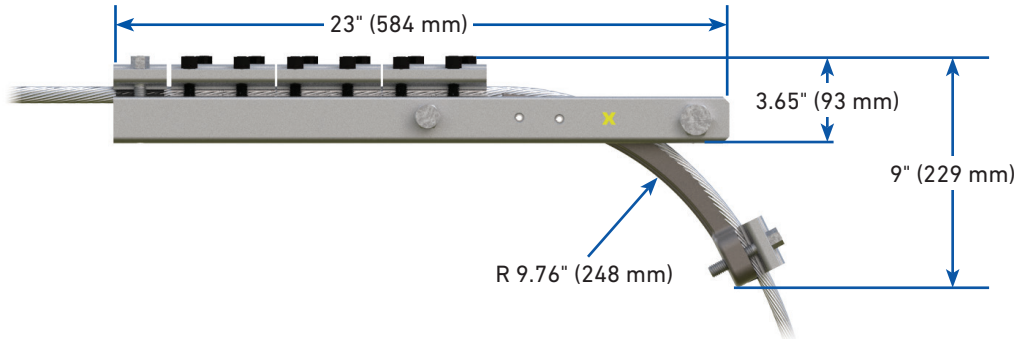
## COMPONENTS





## DIMENSIONS

### FIBERLIGN Bolted Dead-End Assembly



## ACCESSORIES

Catalog Number	Description
710010016	4 ft (1.2 m) Long #4 (7W) Copper Ground Wire Assembly with One Terminal for 1/2" Bolt
710010294	4 ft (1.2 m) Long 4/0 (7W) Aluminum Ground Wire Assembly with One Terminal for 1/2" Bolt
710011205	5 ft (1.5 m) Long 95 mm <sup>2</sup> (19W) Aluminum Ground Wire Assembly with One Terminal for M12 Bolt and One Terminal for M16 Bolt – Includes bolts, washers, lock washers, and hex nuts for each terminal
ES-30-10	30,000 lb Extension Strap - 10" Length
AS-5L	30,000 lb Anchor Shackle
CL-30	30,000 lb Chain Link



4 ft (1.2 m) Long #4 (7W) Copper Ground Wire Assembly  
(Catalog Number: 710010016)



4 ft (1.2 m) Long 4/0 (7W) Aluminum Ground Wire Assembly  
(Catalog Number: 710010294)














5 ft (1.5 m) Long 95mm<sup>2</sup> (19W) Aluminum Ground Wire Assembly  
(Catalog Number: 710011205)

## ORDERING INSTRUCTIONS

- Select the appropriate catalog number for the bolted dead-end from the table below based on the diameter of the OPGW
- Standard kits include the downguide "DG" suffix. For applications that do not require the downguide, remove the "DG" suffix

### FIBERLIGN Bolted Dead-Ends

Catalog Number		Cable Diameter Range				Size Code Label
		in		mm		
With Downguide	Without Downguide	Minimum	Maximum	Minimum	Maximum	Color/Shape
2900001DG	2900001	0.354	0.384	8.98	9.75	
2900002DG	2900002	0.384	0.422	9.75	10.7	
2900003DG	2900003	0.422	0.453	10.7	11.5	
2900004DG	2900004	0.453	0.500	11.5	12.7	
2900005DG	2900005	0.500	0.540	12.7	13.7	
2900006DG	2900006	0.540	0.563	13.7	14.3	
2900007DG	2900007	0.563	0.583	14.3	14.5	
2900008DG	2900008	0.583	0.611	14.8	15.5	
2900009DG	2900009	0.611	0.638	15.5	16.2	
2900010DG	2900010	0.638	0.670	16.2	17.0	
2900011DG	2900011	0.670	0.705	17.0	17.9	
2900012DG	2900012	0.705	0.750	17.9	19.0	