



**CREDIT & DEBIT CARD CONTROLS**

# **QUICK START GUIDE**

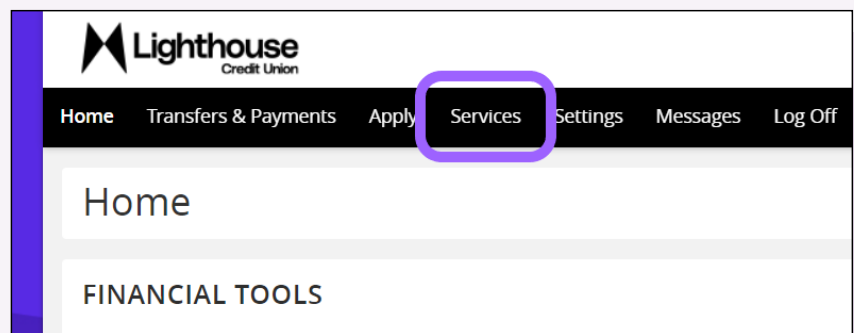
Card management at your fingertips.

# CREDIT & DEBIT CARD CONTROLS

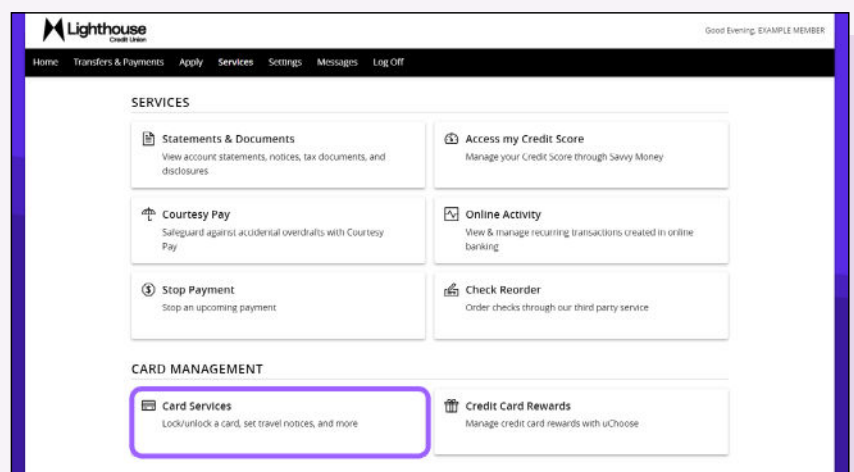
Manage your Lighthouse Credit Union Credit or Debit Cards right from your Digital Banking Account on your desktop or through your Lighthouse Mobile Banking app. Freeze and unfreeze your card, order a replacement, report it lost or stolen, or submit a travel notice from anywhere at anytime.

**01** Log into Digital Banking or open your Lighthouse Credit Union Mobile App.

**02** On the main menu, go to “Services”.



**03** Select “Card Services” under the Card Management section.

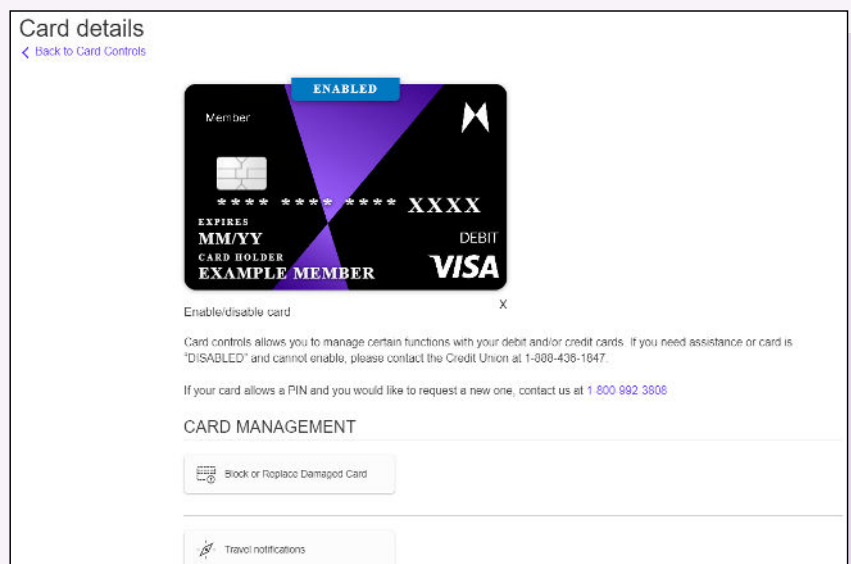


# CREDIT & DEBIT CARD CONTROLS

**04** On the “Card Controls” page, select “Card Details” next to the card you want.



**05** On the “Card Details” page, you can enable or disable your card, order a replacement, report it lost or stolen, or submit a travel notice.





**[lighthousecu.org](http://lighthousecu.org) | 888.436.1847**

LBMSM1380.12.25

