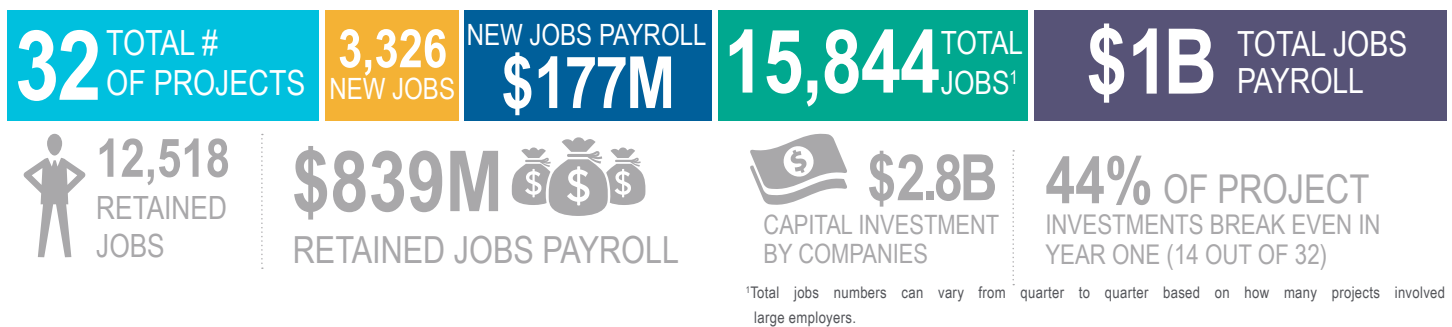




**METRICS SNAPSHOT:** JobsOhio focuses its economic development efforts on a diverse portfolio of targeted industries and business functions that drive the state’s economy and have the greatest impact on job creation. Projects announced in the first quarter represent companies’ job creation and capital investment commitments to be completed in Ohio over the next three years.

## Q1 2020 RESULTS



**METRICS BY TARGETED INDUSTRY:** Of the 3,326 new job commitments from the first quarter of 2020, 58 percent came from existing Ohio companies while 42 percent came from attraction projects. 60 percent of the total \$2.8 billion capital investment came from existing companies. These results reflect JobsOhio’s effort to maintain strong relationships with our existing Ohio companies while attracting new companies.

INDUSTRIES	JOBS CREATED	RETAINED JOBS	CAPITAL INVESTMENT
 Advanced Manufacturing	273	1,692	\$186M
 Aerospace and Aviation	10	336	\$6M
 Automotive	1,169	2,597	\$1,576M
 Energy and Chemicals	505	4,285	\$672M
 Financial Services	0	0	0
 Food and Agribusiness	235	1,563	\$87M
 Healthcare	329	1,148	\$204M
 Information Technology	330	527	\$23M
 Logistics and Distribution	475	370	\$41M
Other <sup>2</sup>	0	0	0

<sup>2</sup>Represents headquarters and back office.



# Q1 2020 UPDATE

**PROJECT PIPELINE:** The pipeline represents the potential deals that JobsOhio and its state and regional partners are working on to create job opportunities and capital investment in Ohio. This tool allows us to analyze data, view trends and develop strategies.

## ACTIVE PROJECTS BY STAGE<sup>3</sup>



48,149 New Jobs, +18% over March 2019

\$25.1 Billion Capital Investment, -4% over March 2019

Data as of March 2020.

<sup>3</sup>Potential results if all projects are realized; includes new and retained jobs

**SELECTED Q1 PROJECTS:** Companies made significant job and capital investment commitments across multiple industries throughout Ohio during Q1 2020. These examples reflect the kinds of economic development successes Ohio is experiencing because of the collaborative efforts of JobsOhio, its regional network and many partners at the local level.

COMPANY	REGION	JOB'S CREATED	CAPITAL INVESTMENT	INDUSTRY	PROJECT TYPE
Aptiv Services US, LLC	Northeast	-	\$28.0	Automotive	Expansion
Barnes Group Inc.	Southwest	10	\$5.7	Aerospace and Aviation	Expansion
Church & Dwight Co., Inc.	Northwest	60	\$38.3	Energy and Chemicals	Expansion
Fuyao Glass America Inc.	Western	100	\$46.0	Automotive	Expansion
General Mills Operations, LLC	Southeast	12	\$21.2	Food and Agribusiness	Expansion
Intelliteach Inc.	Northwest	132	\$0.5	Information Technology	New Location
Kao USA Inc.	Southwest	45	\$35.0	Energy and Chemicals	Redevelopment
Midmark Corporation	Western	99	\$4.5	Healthcare	Expansion
Nova Tube and Steel LLC	Northwest	102	\$72.0	Advanced Manufacturing	New Location
Superior Dairy, Inc.	Northeast	123	\$25.5	Food and Agribusiness	Expansion
Youngstown Tool and Die Company LLC	Northeast	60	\$8.0	Advanced Manufacturing	Acquisition