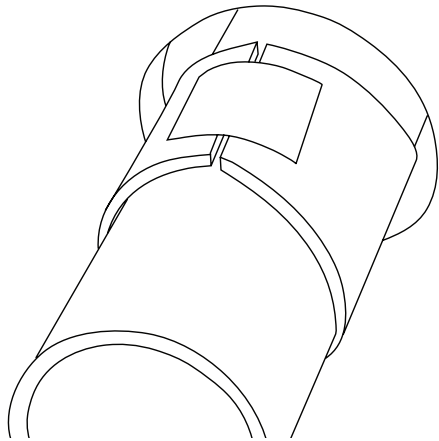


SpecSeal® Series SSW Wrap Strip Tuck-In

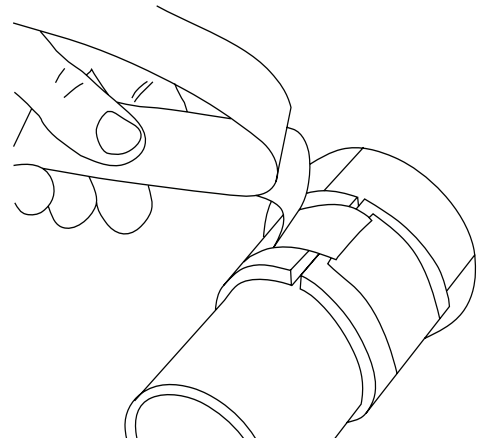


1



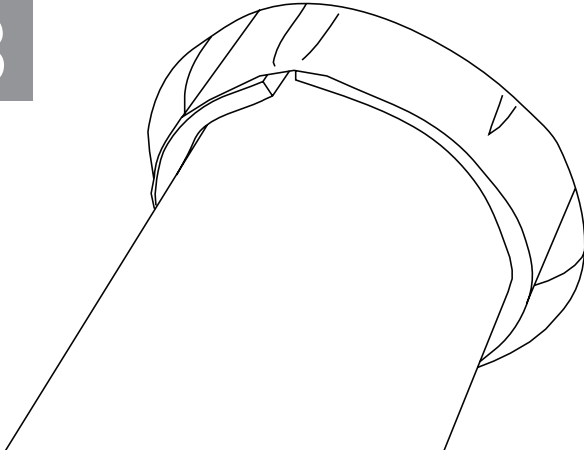
Tightly apply wrap strip around pipe/tube with ends of wrap strip tightly butted. See appropriate UL System for required number of Wrap Strip Layers.

2



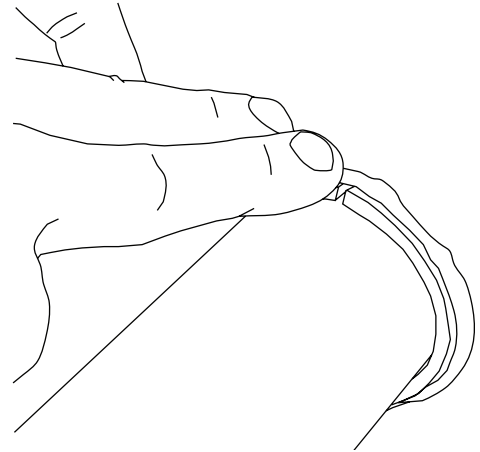
Secure wrap strip in place using foil tape.

3



Slide wrap strip along pipe/tube into opening. See appropriate UL System for positioning requirements.

4



Apply SpecSeal® Firestop Sealant into annular space between wrap strip layer(s) and wall assembly. See UL System for acceptable Sealant types and sealant depth requirements.

Note: For more information on firestop installation, refer to ASTM E3157.

