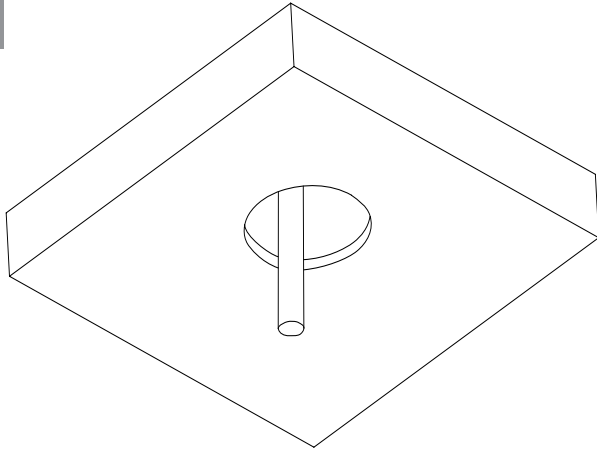


SpecSeal® Series FP Intumescent Firestop Plug

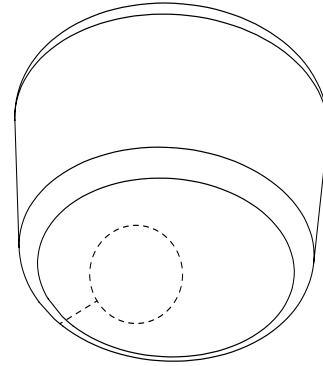
(Part Number: FP500D, for drain pipe penetrations)

1



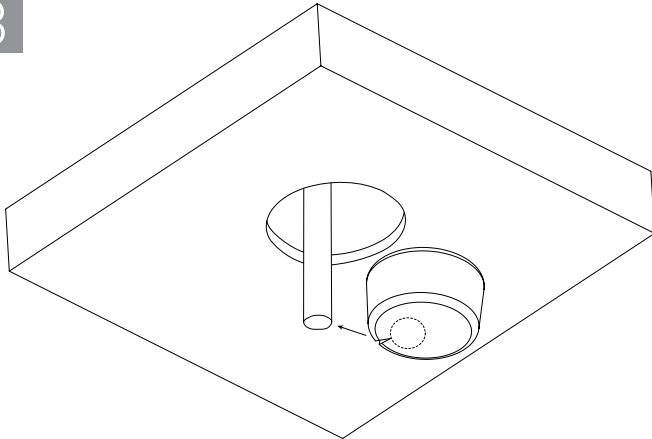
Inspect area to be protected. Remove sharp edges or protruding wires or ties that can damage foam plugs.

2



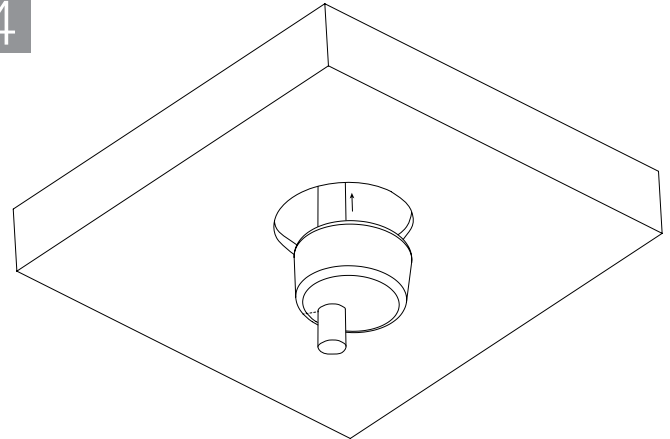
Cut hole in plug approximately the same size as the drain pipe, plug may also be slit for easier installation around drain line.

3



Open the plug at the slit and place it snug around drain pipe.

4



Slide plug along drain pipe into opening. Flat surface of plug to be flush with bottom surface of floor.

Note: For more information on firestop installation, refer to ASTM E3157.

