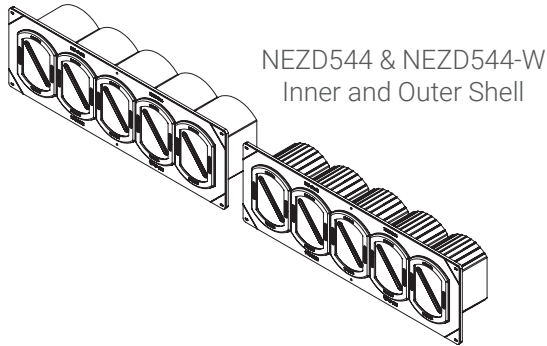
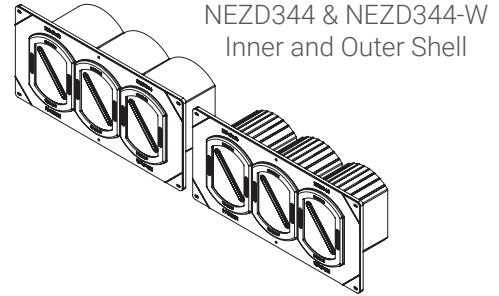


Series 44NEZ Smoke and Acoustical Pathway  
(Part Numbers: NEZD344, NEZD344-W, NEZD544, NEZD544-W)  
For use in non-fire-rated construction only



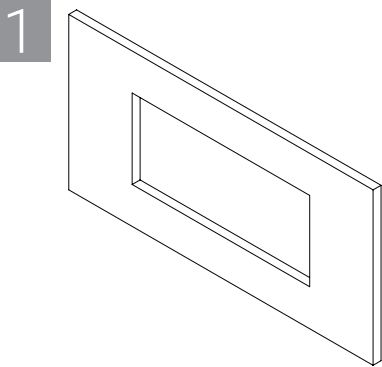
NEZD544 & NEZD544-W  
Inner and Outer Shell



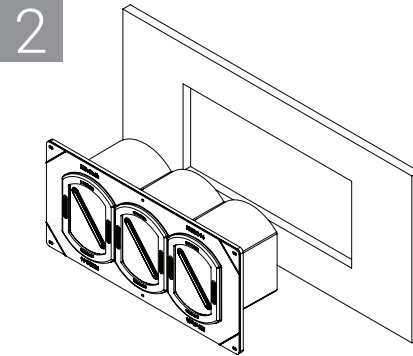
NEZD344 & NEZD344-W  
Inner and Outer Shell

Parts Included (Not to Scale)

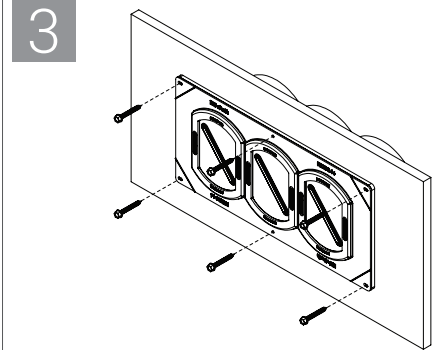
Option 1 - Finished Walls



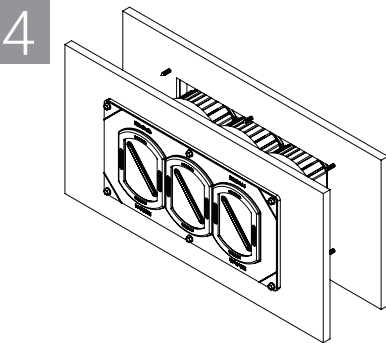
1 Cut opening in wall to accommodate devices (See Table A).



2 Install ganged outer shell with gasketing into opening.



3 Secure device to wall using 6 screws (not included).



4 Repeat steps 1-3 on opposite wall, with using ganged inner shell. Ganged inner shell slides into ganged outer shell within wall.

**TABLE A: SLOT SIZE & CAPACITY (FINISHED WALLS)**

STUD SPACING	16" (406 mm)	24" (610 mm)
CATALOG NUMBERS	NEZD344 NEZD344-W	NEZD544 NEZD544-W
NUMBER OF DEVICES	3	5
OPENING SIZE IN GYPSUM BOARD	14" x 6-1/4" (356 mm x 159 mm)	22-1/4" x 6-1/4" (565 mm x 159 mm)
<b>FASTENER REQUIREMENTS</b>		
FASTEN TO STUDS	(REQUIRED)	(REQUIRED)

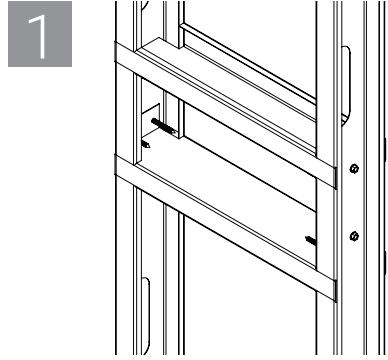
Note: For more information on firestop installation, refer to ASTM E3157.



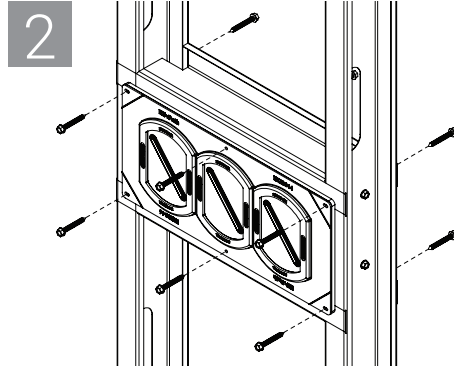
Series 44NEZ Smoke and Acoustical Pathway  
(Part No. NEZD344, NEZD344-W, NEZD544, NEZD544-W)

For use in non-fire-rated construction only

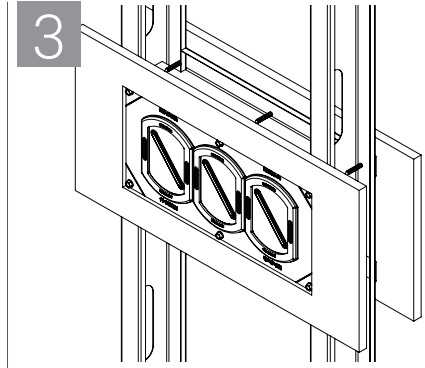
Option 2 - New Wall Construction



1  
Install horizontal studs spaced nominal 7-13/16" OC.



2  
Install ganged outer and inner shells, fastening to framing members using 6 screws on each side of wall.



3  
Install finished gypsum layers, opening in gypsum board layers per Table B. Apply a bead of any SpecSeal® Sealant at device/gypsum interface on both sides of wall.

**TABLE B: SLOT SIZE & CAPACITY (PRE-FINISHED WALLS)**

STUD SPACING	16" (406 mm)	24" (610 mm)
CATALOG NUMBERS	NEZD344 NEZD344-W	NEZD544 NEZD544-W
NUMBER OF DEVICES	3	5
OPENING SIZE IN GYPSUM BOARD	16" x 7-1/2" (406 mm X 191 mm)	24" x 7-1/2" (610 mm X 191 mm)
<b>FASTENER REQUIREMENTS</b>		
FASTEN TO STUDS	(REQUIRED)	(REQUIRED)

Note: For more information on firestop installation, refer to ASTM E3157.

