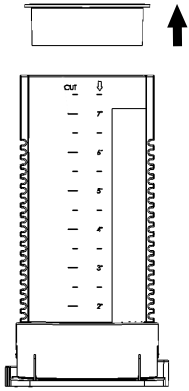


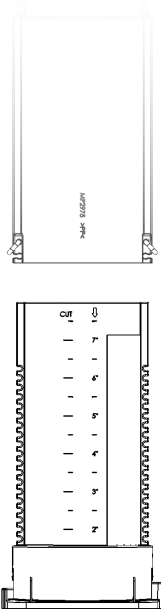
SpecSeal[®] Cast-In Device Extension Tubes
for 2", 3", 4" & 6" Devices

1



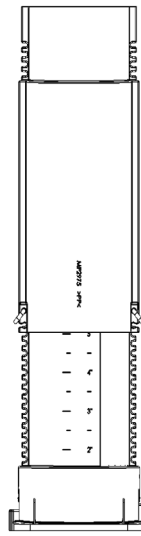
Remove cap from device.

2



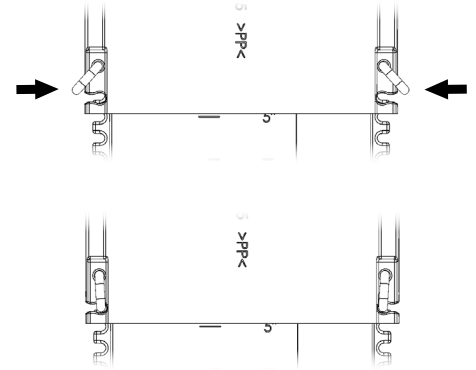
Add extension tube.

3



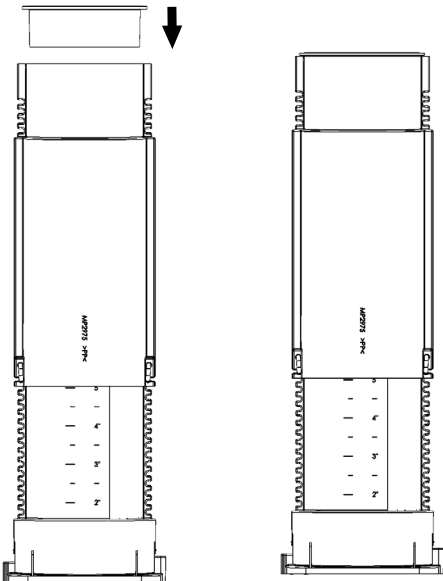
Slide extension tube to the preferred height.

4



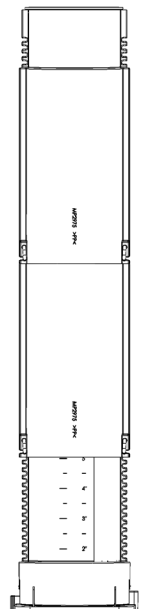
Use pins to secure and lock extension tube.

5



Place cap back onto device.

Note: Stack more extension tubes for more height if needed.



Note: For more information on firestop installation, refer to ASTM E3157.