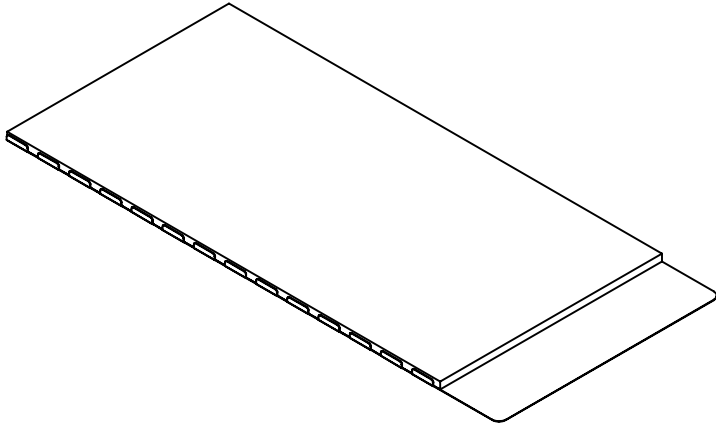
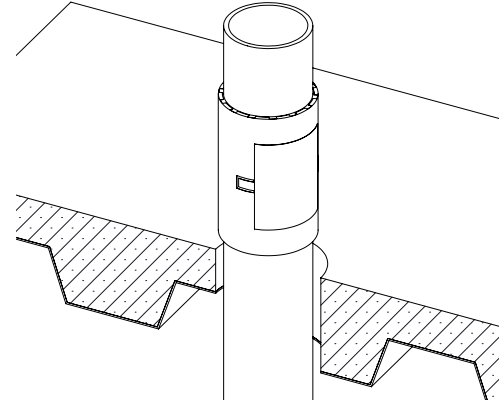


SpecSeal® Intumescent Sleeve for 2", 3" & 4" Trade Size Pipe Penetrations



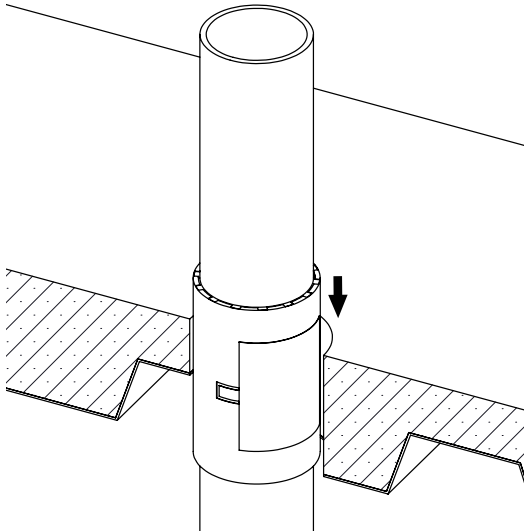
Product unassembled

1



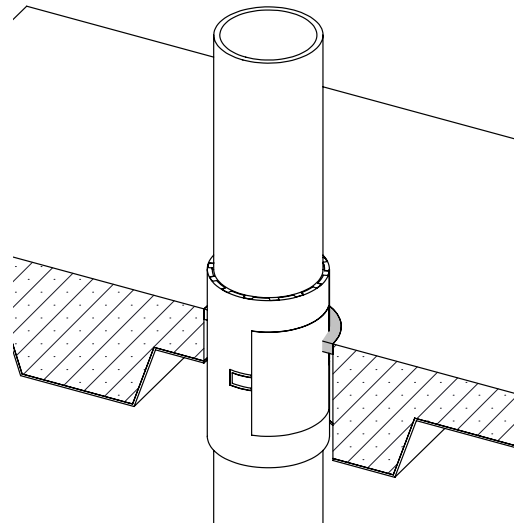
Wrap sleeve around pipe, with intumescent facing the pipe. Hold sleeve in place around pipe using two pieces of 1" wide filament tape. One piece to be 1" from top and the other piece to be 1" from bottom. Tape to overlap by 1" -2"

2



Slide sleeve down pipe into opening so that the device is centered in floor/wall.

3



SpecSeal® Firestop Sealant applied into annular space between sleeve and assembly on top side of floor or both sides of wall. Consult UL System for more detail.

Note: For more information on firestop installation, refer to ASTM E3157.