

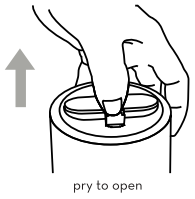
LUMINARA®

BRINGING MORE MAGIC TO EVERY MOMENT

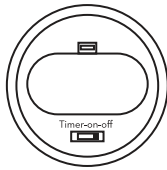
INDOOR / OUTDOOR 2AA

BATTERY INSTALLATION & MAINTENANCE

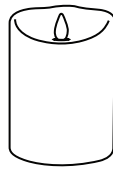
- Your candle requires two (2) AA alkaline batteries (sold separately)
- 200 hours of battery life on two (2) AA batteries



1. Remove the battery cover from the bottom of the candle



2. Insert two (2) AA batteries



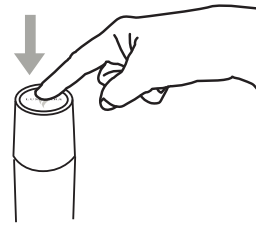
3. Replace the battery cover*

* Diagram shows the battery door but actual size and shape may vary.

OPERATION FOR PRODUCTS WITH A BUTTON (TAPER)

Operations instructions are from the "OFF" position

PUSH BUTTON



- **To turn the candle on**, push the power button on the bottom of the candle one time
- **To set the timer**, push the power button of the bottom of the candle two times
- **To turn the candle off**, push the power button on the bottom of the candle until the LED is no longer lit*

OPERATION FOR PRODUCTS WITH A SWITCH

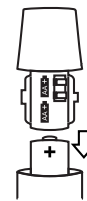


- **To turn the candle on**, slide the power switch on the bottom of the candle to the "ON" position
- **To turn the candle off**, slide the power switch on the bottom of the candle to the "OFF" position
- **To set the timer**, slide the power switch on the bottom of the candle to the "TIMER" position*

BATTERY INSTALLATION & MAINTENANCE (TAPER)

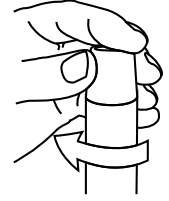


To open:
turn counter clockwise



1. Remove the bottom of the candle

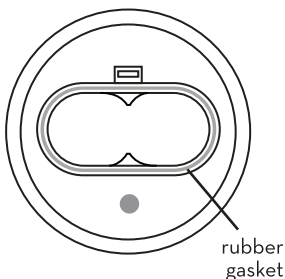
2. Insert two (2) AA batteries



To close: turn clockwise until you hear a click

3. Replace the candle bottom*

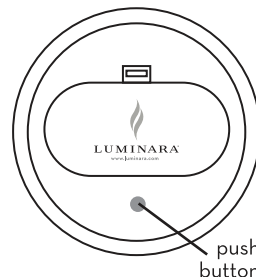
GASKET PLACEMENT FOR OUTDOOR PRODUCTS



There is a rubber gasket under the battery door that may come out when replacing the batteries. This can easily be put back in the channel around the perimeter of the battery compartment before the battery door is closed back down.*

OPERATION FOR PRODUCTS WITH A BUTTON

Operations instructions are from the "OFF" position



- **To turn the candle on**, push the power button on the bottom of the candle one time
- **To set the timer**, push the power button of the bottom of the candle two times
- **To turn the candle off**, push the power button on the bottom of the candle until the LED is no longer lit*

TIMER AND REMOTE FUNCTIONS

In "TIMER" mode, the candle will remain "ON" for five (5) hours from the time that you place the candle in "TIMER" mode. After five (5) hours of run time the candle will automatically turn off for nineteen (19) hours. Your Luminara candle will repeat the same cycle daily until the user resets the timer. To reset the timer, turn the candle to the "OFF" position and then to "TIMER" at the desired start time.

Your Luminara candle may be used with a Luminara remote control (Luminara remote may be purchased separately).

Remote Function: Your Luminara candle must be turned to the "ON" position for the Luminara remote to work. If your Luminara remote does not work, please make sure the Luminara candle is in the "ON" position, not the "TIMER" position.

LUMINARA WORLDWIDE, LLC 90-DAY LIMITED WARRANTY

THIS LIMITED WARRANTY GIVES YOU SPECIFIC LEGAL RIGHTS, AND YOU MAY ALSO HAVE OTHER RIGHTS WHICH VARY FROM STATE TO STATE. WE WARRANT THAT DURING THE WARRANTY PERIOD, THE PRODUCTS PURCHASED FROM US WILL BE FREE FROM DEFECTS IN MATERIALS AND WORKMANSHIP. WE LIMIT THE DURATION AND REMEDIES OF ALL IMPLIED WARRANTIES, INCLUDING WITHOUT LIMITATION THE WARRANTIES OF MERCHANTABILITY AND FITNESS FOR A PARTICULAR PURPOSE, TO THE DURATION OF THIS LIMITED WARRANTY. SOME STATES DO NOT ALLOW LIMITATIONS ON HOW LONG AN IMPLIED WARRANTY LASTS, SO THE ABOVE LIMITATION MAY NOT APPLY TO YOU. OUR RESPONSIBILITY FOR DEFECTIVE PRODUCTS IS LIMITED TO REPAIR, REPLACEMENT, OR REFUND AS SET FORTH IN THIS WARRANTY STATEMENT. NEITHER ANY PERFORMANCE OR OTHER CONDUCT, NOR ANY ORAL OR WRITTEN INFORMATION, STATEMENT, OR ADVICE PROVIDED BY US OR ANY OF OUR AGENTS OR EMPLOYEES WILL CREATE A WARRANTY, OR IN ANY WAY INCREASE THE SCOPE OR DURATION OF THIS LIMITED WARRANTY.

(a) Who May Use This Warranty?

This limited warranty extends only to the original purchaser of products from us. It does not extend to any subsequent or other owner or transferee of the product.

(b) What Does This Warranty Cover?

This limited warranty covers during the Warranty Period (as defined below) defects in materials and workmanship in products purchased from us.

(c) What Does This Warranty Not Cover?

This limited warranty does not cover any damages due to:

(i) transportation; (ii) storage; (iii) improper use; (iv) failure to follow the product instructions or to perform any preventive maintenance; (v) modifications; (vi) combination or use with any products, materials, processes, systems or other matter not provided or authorized in writing by Luminara Worldwide, LLC; (vii) unauthorized repair; (viii) normal wear and tear; (ix) external causes such as accidents, abuse, or other actions or events beyond our reasonable control.

This limited warranty does not cover any damages where the serial number or other identifying markings of the product in question have been removed or made illegible.

GENERAL CARE

Clean as needed with a soft, dry cloth. If needed, use a damp cloth with a mild household soap. Note that the color may vary from candle to candle, and the color and scent (if included) may fade over time.

(d) What is the Period of Coverage?

This limited warranty starts on the date of your purchase and lasts for ninety (90) days (the "Warranty Period"). The Warranty Period is not extended if we repair or replace a warranted product. We may change the availability of this limited warranty at our discretion, but any changes will not be retroactive.

(e) What Are Your Remedies Under This Warranty?

With respect to any defective products during the Warranty Period, we will, in our sole discretion, either: (i) repair or replace such products (or the defective part) free of charge or (ii) refund the purchase price of such products. We will also pay for shipping and handling fees to return the repaired or replacement product to you if we elect to repair or replace the defective products.

(f) How Do You Obtain Warranty Service?

If you believe the Product may be defective, you may contact Luminara Worldwide, LLC at 1-877-905-8646 or by email to customerservice@Luminara.com during the Warranty Period to describe the alleged defect and to obtain an RMA number. No warranty service will be provided without an RMA number. After obtaining an RMA number, please return the item in its original package and follow any additional shipping instructions from us. Your return label will require you to return the item at your own expense. If you return a defective, damaged, or incorrect item, you'll be refunded the full postage cost, once your return is processed.

(g) Limitation of Liability

THE REMEDIES DESCRIBED ABOVE ARE YOUR SOLE AND EXCLUSIVE REMEDIES AND OUR ENTIRE OBLIGATION AND LIABILITY FOR ANY BREACH OF THIS LIMITED WARRANTY. OUR LIABILITY WILL UNDER NO CIRCUMSTANCES EXCEED THE ACTUAL AMOUNT PAID BY YOU FOR THE DEFECTIVE PRODUCT OR SERVICE THAT YOU HAVE PURCHASED FROM US, NOR WILL WE UNDER ANY CIRCUMSTANCES BE LIABLE FOR ANY LOSS OF USE, ANY DIMINUTION IN VALUE, COSTS OF REPLACEMENT GOODS OR SERVICES, OR ANY CONSEQUENTIAL, INCIDENTAL, SPECIAL OR PUNITIVE DAMAGES OR LOSSES, WHETHER DIRECT OR INDIRECT. SOME STATES DO NOT ALLOW THE EXCLUSION OR LIMITATION OF INCIDENTAL OR CONSEQUENTIAL DAMAGES, SO THE ABOVE LIMITATION OR EXCLUSION MAY NOT APPLY TO YOU.

CAUTION

Luminara candles can be made of real wax, plastic, or other material finishes and are flammable. Do not attempt to light any component of your Luminara product. Doing so may result in personal injury or damage to your candle and components and will void the warranty.

Your Luminara candle may be intended for indoor or outdoor.

For indoor candle made of real wax keep out of direct sunlight, away from heat sources, and out of extreme temperatures or your Luminara candle may fault. Doing so may result in damage to your candle, or its components, and will void the warranty.

Place your candle on a protective base, on a candle stand, or in a lantern to protect furniture from possible debris. Luminara candles are breakable. Dropping can break or damage the candle or its internal components, voiding the warranty. This product contains small parts, which, if removed, can pose a choking hazard.

Keep away from small children.

Insert batteries as displayed on the battery compartment. Failure to insert the batteries correctly may result in damage to your candle or personal injury and will void the warranty.

- Do not mix old and new batteries.
- Replace all batteries of a set at the same time.
- Do not mix Alkaline, Carbon-Zinc, NiMhd, or NiCad, or rechargeable batteries.
- Please recycle used batteries or dispose of them as per state and local guidelines.
- Do not dispose of batteries in fire.
- Always purchase the correct size and grade of battery most suitable for the intended use.
- Clean the battery contacts and also those of the device prior to battery installations.
- Ensure the batteries are installed correctly with regard to polarity (+ and -).
- Remove batteries from equipment if it is not to be used for an extended period of time.
- Remove used batteries promptly.

FCC COMPLIANCE

This device complies with Part 15 of the FCC Rules. Operation is subject to the following two conditions: (1) this device may not cause harmful interference, and (2) this device must accept any interference received, including interference that may cause undesired operation.

Warning: Changes or modifications to this unit not expressly approved by the party responsible for compliance could void the user's authority to operate the equipment.

NOTE: This equipment has been tested and found to comply with the limits for a Class B digital device, pursuant to Part 15 of the FCC Rules. These limits are designed to provide reasonable protection against harmful interference in a residential installation. This equipment generates, uses and can radiate radio frequency energy and, if not installed and used in accordance with the instructions, may cause harmful interference to radio communications. However, there is no guarantee that interference will not occur in a particular installation. If this equipment does cause harmful interference to radio or television reception, which can be determined by turning the equipment off and on, the user is encouraged to try to correct the interference by one or more of the following measures:

- Reorient or relocate the receiving antenna.
- Increase the separation between the equipment and receiver.
- Connect the equipment into an outlet on a circuit different from that to which the receiver is connected.
- Consult the dealer or an experienced radio/ TV technician for help.

MODEL# LU5074
MODEL# LU5109
MODEL# LU5452

CAN ICES-3(B)/NMB-3(B)
MODEL# LU5064
MODEL# LU5453

Manufactured and distributed by L&L Candle Co., LLC. Luminara® and other related trademarks are trademarks of L&L Candle Co, LLC, registered or used in many jurisdictions worldwide.
© 2022 Patents: www.Luminara.com/Patents

We hope that you will be delighted with the beauty and functionality of your Luminara® Candle. As with any traditional candle, care is required to maintain your Luminara® Candle so that you can enjoy it for years to come. For optimal performance, please take the time to read the instructions.