

TRANSAMERICA'S NEXT GENERATION OF IULs

MORE TO LOVE

*Transamerica Financial Foundation IUL[®] II and
Transamerica Financial Choice IULSM II*

For Agent Use Only. Not for Use With the Public.



TRANSAMERICA[®]





INDEX UNIVERSAL LIFE INSURANCE IS NOT A SECURITY

Index universal life insurance policies are not an investment in the stock market or in financial market indexes and do not participate in any stock or security. Index Account Interest is based, in part, on index performance. Past performance of an index is not an indication of future index performance.

There is no guarantee that any Excess Index Interest will be credited above the guaranteed minimum interest rate for the Index Account(s). Additionally, there is no guarantee that the Company will declare an interest rate greater than the guaranteed minimum interest rate for the Basic Interest Account.

OUR IUL HISTORY

- Transamerica was the first carrier to offer index universal life in 1997.
- **Transamerica Financial Choice IULSM** (FCIUL) was introduced in January of 2023.
- **Transamerica Financial Foundation IUL[®]** (FFIUL) has been the top selling IUL for the last 3 years.*
- **Transamerica Financial Foundation IUL[®] II** has been named number 1 selling IUL for Q1 2025**

* Source: "Wink's Sales & Market Report," Wink, Inc., 2nd, 3rd, and 4th Quarters, 2021; published October 2021, December 2021, March 2022; 1st, 2nd, 3rd, and 4th Quarters, 2022; published June 2022, September 2022, December 2022, March 2023; 1st, 2nd, 3rd, and 4th Quarters, 2023; published June 2023, September 2023, December 2023, March 2024; 1st Quarter, 2024; published June 2024

** "Wink's Sales & Market Report," Wink Inc, 1st Quarter 2025. published Mark 2025.



WHY AN IUL?

41%

of adults reports not having
sufficient life insurance coverage.¹

Its estimated that 106 million of both insured and uninsured americans feel their coverage is inadequate.¹

¹ "2023 Life Insurance Fact Sheet," Insurance Barometer Study, LIMRA, 2023

IUL PORTFOLIO **POSITIONING** STATEMENT

OUR IUL SOLUTIONS OFFER:

A mix of index accounts to help meet the needs of diverse clients

Competitive cap rates that provide upside growth potential with downside protection

A large variety of optional riders, plus the Long Term Care Rider* and *Concierge Planning Rider^{SM*}*, provide additional flexibility

A streamlined underwriting experience that reduces the number of touches between agents and their clients after the application has been submitted

*Only available on FFIUL II

For Agent Use Only. Not for Use With the Public.



For Agent Use Only. Not for Use With the Public.

STAYING ON TOP

- Being proactive in this market segment
- Continuing to evolve and innovate our IUL products
- Welcome to the next generation of Transamerica IULs

PRODUCT NICHES

PRODUCT DESIGN	TRANSAMERICA FINANCIAL FOUNDATION® IUL II		TRANSAMERICA FINANCIAL CHOICE IULSM II	
Issue Ages (CA and FL max is 75*)	0-17 Juvenile 18-70 Preferred Elite 18-70 Preferred Plus 18-75 Preferred	18-85 Nontobacco* 18-75 Preferred Tobacco 18-85 Tobacco*	0-17 Juvenile 18-70 Preferred Elite 18-70 Plus Nontobacco 18-75 Preferred	18-85 Nontobacco* 18-75 Preferred Tobacco 18-85 Tobacco*
Product Focus	Multipurpose life insurance with death benefit, growth potential, downside protection, tax advantages, and flexible riders		Offers life insurance protection and a variety of index options and policy features to help maximize accumulation potential and make it easy to access cash value for supplemental income needs	
Optimal Design	Fund at target premium (or more) up to planned retirement age with a needs-based initial death benefit face amount		Maximum funding over short durations (5 to 10 years) or to retirement with minimum non-MEC face amount	
Premium Funding	Premiums (e.g., target solves) to fit with household budgeting		Maximum funding; large premiums (e.g., 7-pay, etc.)	
Long Term Care Rider	✓			
<i>Concierge Planning RiderSM/ Concierge Planning BenefitSM</i> (In CA, FL, & MD)	✓			
Living Benefit Riders	✓		✓	
Persistency Credit			✓	
Index Loans			✓	


FFIUL II

Transamerica Financial Foundation IUL[®] II

FFIUL II TARGET CLIENT

Clients seeking multipurpose life insurance built for their multifaceted life

- Middle market clients
- Juveniles
- Emerging affluent individuals
- Foreign nationals



FFIUL II ENHANCEMENTS

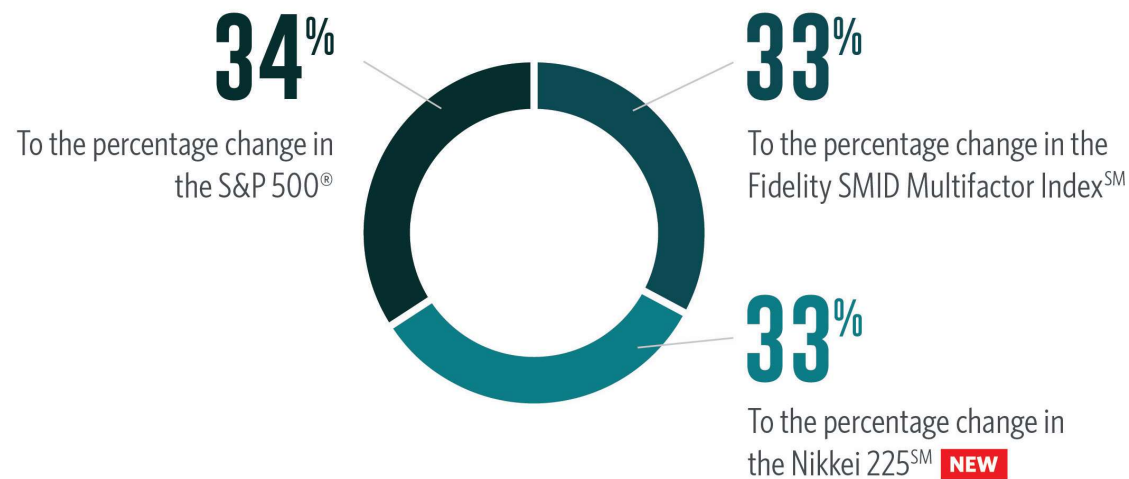
- ▶ Additional Index Accounts
- ▶ Increased Cap Rates
- ▶ Increased Target Premiums
- ▶ Improved Income Solves
- ▶ New Monthly Sweep Dates and DCA
- ▶ Benefits and Riders



BALANCED UNCAPPED INDEX ACCOUNT

The company credits Excess Index Interest, if any, to this index account based on a weighted average of the index change percentages of three indexes, excluding dividends. The weighted index change percentages are added together. The 113% participation rate is then applied.

To arrive at the weighted index change percentage, we apply the following factors:



ABOUT THE NIKKEI



ABOUT THE NIKKEI:

- » The Nikkei Stock Average (Nikkei 225) is a stock index of Japan's top 225 companies traded on the Tokyo Stock Exchange with over 70 years of history.*
- » Well-known companies such as Toyota, Honda, Subaru, Sony, Fujitsu, etc., are part of the index.
- » The Nikkei offers historically lower volatility while retaining access to Asian markets.

* <https://indexes.nikkei.co.jp/en/nkave>

FIDELITY SMALL-MID MULTIFACTOR INDEXSM 5% ER — OVERVIEW



A rules-based index with a multifactor approach that offers exposure across **small- and mid-cap securities** and uses a **dynamic allocation approach** that seeks to reduce volatility and deliver more consistent returns.

Expertise

Leveraging a **long history of quantitative research and factor expertise**, the index provides exposure to factors that have been known to outperform the market over time.

Multifactor Approach

Provides exposure to smaller size stocks with a focus on **value, quality, momentum, and lower volatility**, with an objective to minimize unintended risk.

Consistency

Combining multiple factors **with volatility control** may help achieve **performance consistency** in various market conditions.

Not FDIC Insured • May Lose Value • No Bank Guarantee

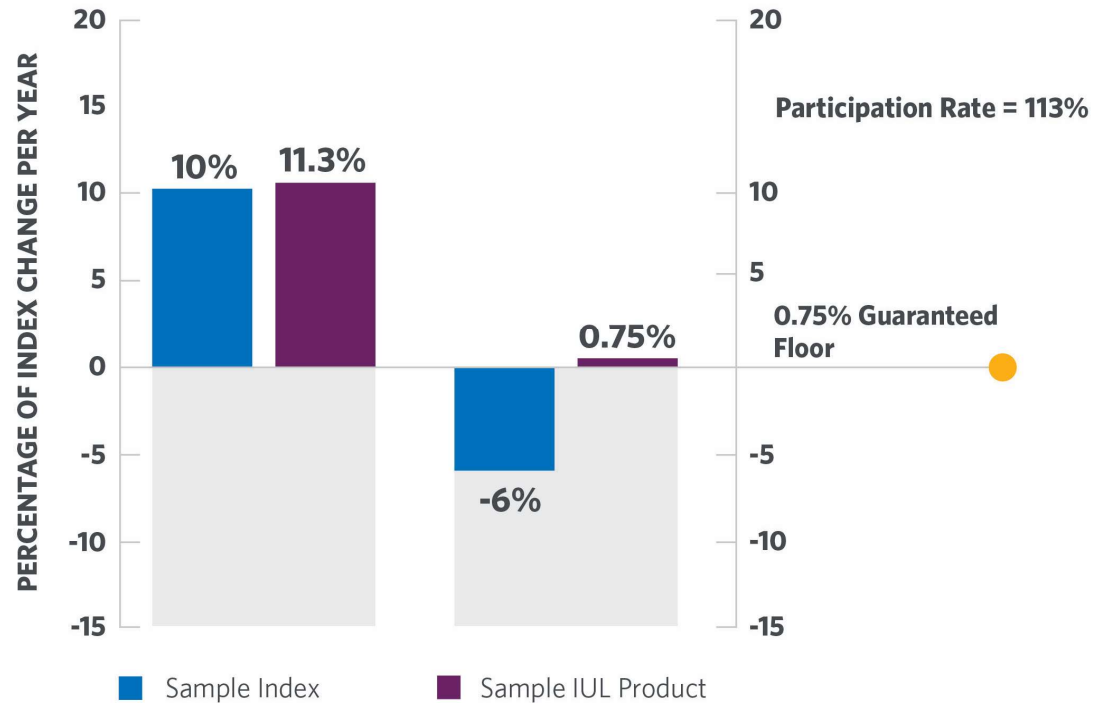
THE POWER OF PARTICIPATION

PARTICIPATION (PAR) RATE STRATEGY:

If the index change is +10%, the credit rate would be 11.3% because of the 113% participation rate. If the index change is -6%, the credit rate would be 0.75% because of the guaranteed 0.75% floor rate.

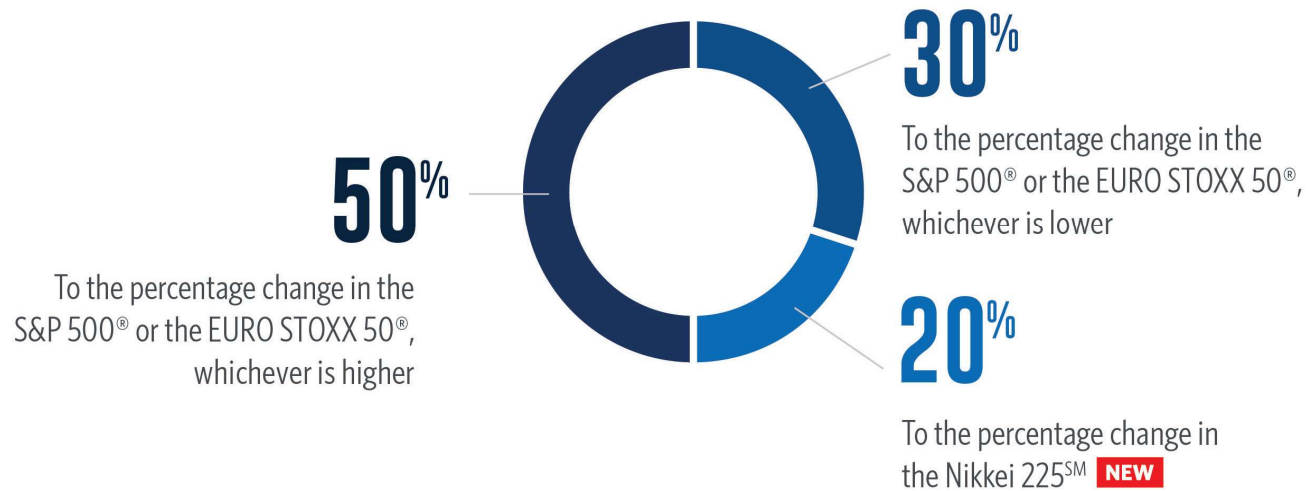
PARTICIPATION RATE:

The percentage of the reference index performance used to calculate the strategy's Excess Interest Credit.



GLOBAL INDEX ACCOUNT

The company credits Excess Index Interest, if any, to this index account based on a weighted average of the index change percentages of three indexes, excluding dividends. The weighted index change percentages are added together and compared to the cap. To arrive at the weighted index change percentage, we apply the following factors:



FFIUL II – CAP RATES UPDATES



- ▲ **0.25%** higher cap rates for Global Index Account and S&P 500[®] Index Account

New Max Illustrated Rate:

- **7.25%** for Global Index Account and S&P 500[®] Index Account

FFIUL II INDEX ACCOUNT LINEUP

Index Account	Participation Rate	Cap Rate	Floor	Index Account Charge	Max. Illustrated Rate	20-Year Historical (Gross)
Uncapped Strategy						
Balanced Uncapped Index Account	113%	Uncapped	0.75%	0.72% annually	7.25%	10.87%
Cap Rate Strategies						
Global Index Account	100%	13.25%	0.75%	0.72% annually	7.25%	8.42%
S&P 500® Index Account	100%	12.25%	0.75%	0.72% annually	7.25%	8.31%
Basic S&P 500® Index Account (No IAMC)	100%	9.00%	0.75%	No charge	6.50%	6.41%

Basic Interest Account is also available. This account will never be credited less than an effective annual interest rate of 2%, but there is no guarantee that the rates will be greater than 2%.

FFIUL II

INCREASED TARGET PREMIUMS AND IMPROVED ILLUSTRATION SOLVES

➤ INCREASED TARGET PREMIUMS

- Improved competitiveness with focus on male cells (wider gap with competitors)
 - +11% on adult males; +6% on adult females
 - No change to juveniles

➤ IMPROVED INCOME SOLVES

- New ability to illustrate monthly income solves
- Revised death benefit factors to adjust corridor factor after age 100
- Cost of insurance charges eliminated after age 95 when the death benefit is in corridor

FFIUL II

NEW MONTHLY SWEEP ACCOUNT AND DOLLAR COST AVERAGING (DCA) IMPROVEMENTS

➤ **ONE SWEEP DATE FOR ALL NEW POLICIES**

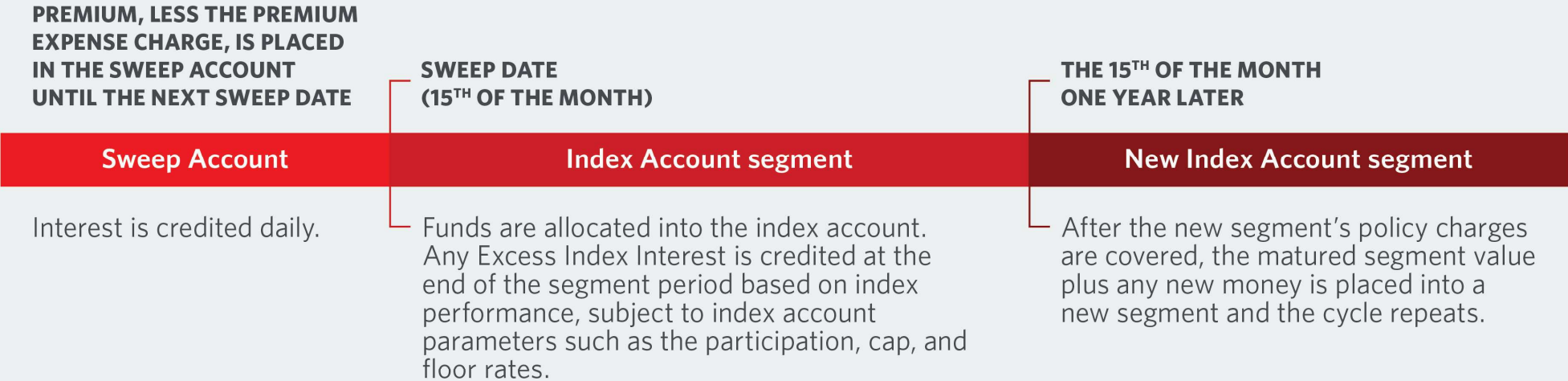
- 15th of each month or next business day
- Partial interest for amounts taken as withdrawals or loans starting at the eighth policy year

➤ **DCA IMPROVEMENTS**

- Lower minimum requirement for DCA - reduced from \$5,000 to \$2,000
- DCA will reinstate automatically once the Basic Interest Account balance is sufficient

FFIUL II NEW MONTHLY SWEEP DATE

Example of a one-year segment:



RIDERS AND BENEFITS

LTC RIDER

- ▶ Cost of care has been added to Life Illustrator. LTC Rider remains competitive and unchanged.

LIVING BENEFITS

- ▶ Critical & Chronic Illness ADBRs now available up to age 75 (previously age 70) for Preferred and Preferred Tobacco risk classes.

CONCIERGE PLANNING RIDERSM

- ▶ In CA, FL, and MD, this is a service called the *Concierge Planning Benefit*, offered outside the life insurance policy. The benefit's services are not provided through a contractual rider, they are offered outside of the life insurance policy.

*Concierge Planning Rider*SM is not available in AK, MI, NY, OR, PR, or VA.

FFIUL II POLICY CHARGES & FEES

COMPANY	TRANSAMERICA
PRODUCT	FFIUL II
Premium Expense Charge	4.00% All Years
COI Charge Duration	Death Benefit In Corridor: Age 95 Death Benefit Out of Corridor: Age 121
PUC Duration	16 Years
Monthly Policy Fee	\$10/Month
Index Account Monthly Charge (IAMC)	0.06% / Month (0.72% Annualized)
Index Account Without IAMC	Basic S&P 500 [®] Index Account (No IAMC)
Surrender Charge Duration	15 Years

FCIUL II

Transamerica Financial Choice IULSM II


FCIUL II TARGET CLIENT

Clients seeking to maximize policy funding to accumulate cash value with opportunity for tax-free supplemental income*

- Affluent clients
- High net worth foreign nationals
- Small-business owners

* Only applies so long as the policy is not a modified endowment contract (MEC)

For Agent Use Only. Not for Use With the Public.



A photograph of two hikers jumping off a rocky cliff edge. They are wearing backpacks and winter gear. The background shows a vast mountain valley with a winding river and distant hills under a cloudy sky.

FCIUL II ENHANCEMENTS

- ▶ Updated Cap Rates
- ▶ Refreshed Index Account Lineup
- ▶ Update to Persistency Credit
- ▶ Change to Post-100 Corridor
- ▶ Shorter Surrender Period
- ▶ Removed Excess Premium Load

FCIUL II – UPDATED CAP RATES

- ▲ Global Index Account: **0.25% higher**
- ▲ Global Plus Index Account: **1.50% higher**
- ▼ S&P 500[®] Index Account: **0.25% lower**
- ▼ S&P 500 Plus Index Account: **0.25% lower**
- ▲ Fidelity SMID Multifactor IndexSM Account: **25% higher** participation rate

FCIUL II INDEX ACCOUNT LINEUP

Index Account	Participation Rate	Cap Rate	Floor	Index Account Charge	Max. Illustrated Rate	20-Year Historical (Gross)
Uncapped Strategies						
Balanced Uncapped Index Account	110%	Uncapped	0.25%	0.15% annually	6.57%	10.46%
Fidelity Small-Mid Multifactor IndexSM Account	225%	Uncapped	0.25%	No charge	5.68%	8.15%
Cap Rate Strategies						
Global Index Account	100%	11.00%	0.25%	No charge	6.15%	7.22%
Global Plus Index Account	100%	15.50%	0.25%	1.00% annually	7.15%	9.31%
S&P 500[®] Index Account	100%	9.25%	0.25%	No charge	6.15%	6.46%
S&P 500 Plus Index Account	100%	11.75%	0.25%	1.00% annually	7.15%	7.96%

Basic Interest Account is also available. This account will never credited be less than an effective annual interest rate of 2%, but there is no guarantee that the rates will be greater than 2%.

FCIUL II REFRESHED INDEX ACCOUNT LINEUP

NEW BALANCED UNCAPPED INDEX ACCOUNT

- Allows for 6.57% Max Illustrated Rate

GLOBAL & GLOBAL PLUS INDEX ACCOUNT UPDATES

- Nikkei 225 replaces Hang Seng in Global index accounts
- New, higher cap rates:
 - Global Plus: 15.5%
 - Global 11%



FCIUL II UPDATE TO PERSISTENCY CREDIT*

- Credit = 0.40% Years 11+ for all issue ages and continues through maturity – previously age 99
- Lower threshold to qualify for credit – 10X target by end of year 7
- **Earlier application of credit improves income solves for ages <50**

* The Persistency Credit is a discretionary credit that may or may not be paid.

FCIUL II CHANGE TO POST-100 CORRIDOR

- COI charges eliminated after age 95 if policy is in corridor, allowing for improved income solves to maturity
- Update to corridor factor after age 100
- Updated factor will be "1" with cash value equaling death benefit after age 100

FCIUL II SHORTER SURRENDER CHARGE PERIOD AND REMOVED EXCESS PREMIUM EXPENSE CHARGE

- New 10-year surrender charge period applies to all policies – previously 12
- Removed Excess Premium Expense Charge
 - Current base premium expense charge applies the same to all premiums paid
 - Results in improved competitiveness on 1035 exchanges and lump-sum designs

TRANSITION RULES

iGO eApps


All new IUL iGO applications started after 11:59 pm ET 07/11/25 must choose the FFIUL II & FCIUL II products. FFIUL & FCIUL applications in flight on 07/11/25 that are waiting for signature ceremony to be completed, must be completed no later than 08/12/25. All iGO applications that have not completed the signature ceremony by 11:59 pm ET 08/12/25 will require a new application.

Paper Apps


Any FFIUL & FCIUL paper applications signed in Good Order by 07/11/25, and submitted by 09/09/25, 4pm ET, will be coded as an FFIUL or FCIUL. Any FFIUL & FCIUL paper application signed by 07/11/25 and submitted after 09/09/25 4pm ET, will be closed and a new application will be required. Any FFIUL & FCIUL paper application signed after 07/11/25, will be closed and require a new application. Any FFIUL II and FCIUL II paper applications signed AFTER 7/11/25 will be coded as FFIUL II & FCIUL II.

TOOLKITS

For more information, visit our IUL II toolkits.



FFIUL II Toolkit
transamerica.com/ffiul-toolkit



FCIUL II Toolkit
transamerica.com/fciul-toolkit

DISCLOSURES

Important information regarding S&P 500® Index:

The S&P 500 Index is a product of S&P Dow Jones Indices LLC (“SPDJI”), as has been licensed for use by the Company. Standard & Poor’s®, S&P®, and S&P 500® are registered trademarks of Standard & Poor’s Financial Services LLC (“S&P”); Dow Jones® is a registered trademark of Dow Jones Trademark Holdings LLC (“Dow Jones”); and these trademarks have been licensed for use by SPDJI and sublicensed for certain purposes by the Company. This policy is not sponsored, endorsed, sold, or promoted by SPDJI, Dow Jones, S&P, their respective affiliates, and none of such parties make any representation regarding the advisability of purchasing such policy nor do they have any liability for any errors, omissions, or interruptions of the S&P 500 Index.

Important information regarding EURO STOXX 50® Index:

The EURO STOXX 50® (Index Trademark) is the intellectual property (including registered trademarks) of STOXX Limited, Zurich, Switzerland (“STOXX”), Deutsche Börse Group or their licensors, which is used under license. This fixed indexed life product (“Licensed Product”) is neither sponsored nor promoted, distributed, or in any other manner supported by STOXX, Deutsche Börse Group or their licensors, research partners or data providers and STOXX, Deutsche Börse Group and their licensors, research partners, or data providers do not give any warranty, and exclude any liability (whether in negligence or otherwise) with respect thereto generally or specifically in relation to any errors, omissions, or interruptions in the EURO STOXX 50® or its data.

Important information regarding Fidelity SMID Multifactor Index:

The Fidelity Small-Mid Multifactor IndexSM 5% ER, also called the Fidelity SMID Multifactor IndexSM, (the “Index”) is a product of Fidelity Product Services LLC (“FPS”). It is a rules-based index that utilizes a dynamic asset allocation approach which blends multiple factors with the characteristics of stocks of small and mid-capitalization U.S. companies along with U.S. Treasuries, which may reduce volatility over time. Fidelity is a trademark of FMR LLC. The Index has been licensed for use for certain purposes by Transamerica Life Insurance Company (“the Company”) on behalf of the *Transamerica Financial Foundation IUL® II* or *Transamerica Financial Choice IULSM II* (each a “policy”). This index is based on an excess return design, meaning that index returns are netted against a risk-free return. It is a volatility controlled index, which means that the index composition will change over time and in particular when market volatility changes. The effect of the excess return design and the volatility control may limit returns when equity index returns are high. FPS does not make any warranty or representation as to the accuracy, completeness, or availability of the Index or information included in the Index and shall have no responsibility or liability for the impact of any inaccuracy, incompleteness, or unavailability of the Index or such information. Neither FPS nor any other party involved in, or related to, making or compiling the Index makes any representation or warranty, express or implied, to the policy owner, the Company, or any member of the public regarding the advisability of purchasing

life insurance generally or the policy particularly, the legality of the policy under applicable federal securities, state insurance and tax laws, the ability of the policy to track the performance of the Index, any other index or benchmark or general market or other asset class performance, or the results, including, but not limited to, performance results, to be obtained by the Company, the policy, policy owners, or any other person or entity. FPS does not provide investment advice to the Company with respect to the policy, or to the policy owners. The Company exercises sole discretion in determining whether and how the policy will be linked to the value of the Index. FPS does not provide investment advice to the policy, the policy owners, or any other person or entity with respect to the Index and in no event shall any policy owner be deemed to be a client of FPS. Neither FPS nor any other party involved in, or related to, making or compiling the Index has any obligation to continue to provide the Index to the Company with respect to the policy. In the event that the Index is no longer available to the policy or policy owners, the Company may seek to replace the Index with another suitable index, although there can be no assurance that one will be available. FPS disclaims all warranties, express or implied, including all warranties of merchantability or fitness for a particular purpose or use.

FPS shall have no responsibility or liability with respect to the policy.

FPS disclaims all warranties, express or implied, including all warranties of merchantability or fitness for a particular purpose or use. FPS shall have no responsibility or liability whatsoever with respect to the policy.

Important information regarding the Nikkei 225SM

Nikkei Inc. is the sole exclusive owner of the copyright and other intellectual property rights in the Nikkei Stock Average (Nikkei 225SM) itself and the methodology to calculate the Nikkei Stock Average. The intellectual property and any other rights in the marks to indicate Nikkei and the Nikkei 225SM shall be vested in Nikkei Inc.

Nikkei Inc. does not sponsor, support, sell or market *Transamerica Financial Foundation IUL® II* or *Transamerica Financial Choice IULSM II*. *Transamerica Financial Foundation IUL® II* and *Transamerica Financial Choice IULSM II* are managed exclusively at the risk of the Transamerica Life Insurance Company and Nikkei Inc. shall assume no obligation or responsibility for management of and transactions involving *Transamerica Financial Foundation IUL® II* or *Transamerica Financial Choice IULSM II*.

Nikkei Inc. shall not have the obligation to continuously announce the Nikkei 225SM and shall not be liable for any error, delay, interruption, suspension, or cessation of announcement thereof. Nikkei Inc. shall have the right to change the description of the stocks included in the Nikkei 225SM, the calculation methodology of the Nikkei 225SM, or any other details of the Nikkei 225SM.

For Agent Use Only. Not for Use With the Public.

THANK YOU

Life insurance products issued by Transamerica Life Insurance Company, Cedar Rapids, Iowa.
Not all products available in all jurisdictions.

Not available in New York.

3807555R2

© 2025 Transamerica Corporation. All Rights Reserved.

For Agent Use Only. Not for Use With the Public.

07/25