

LIVE YOUR POSSIBILITIES

TRANSAMERICA FINANCIAL CHOICE IULSM II

Flexible Premium Adjustable Life Insurance with
Index Account Options

Life Insurance Policy Illustration

Designed For: Valued Client
Prepared On: November 8, 2024 3:46 PM

Agent/Representative: Patty Begley
123 Waterview
Fort Myers, FL 12345
(987) 654-3210

Policy Form ICC24 TPIU11IC-0224



THIS IS AN ILLUSTRATION ONLY. AN ILLUSTRATION IS NOT INTENDED TO PREDICT ACTUAL PERFORMANCE OF THE POLICY. INTEREST RATES AND VALUES THAT ARE SHOWN IN THE ILLUSTRATION ARE NOT GUARANTEED, EXCEPT FOR THOSE ITEMS CLEARLY LABELED AS GUARANTEED.

For information about your privacy rights under applicable law, please visit [transamerica.com](https://www.transamerica.com)

THIS IS NOT A SECURITY.

Transamerica Life Insurance Company

Home Office: Cedar Rapids, IA Administrative Office: 6400 C Street SW, Cedar Rapids, IA 52499



TRANSAMERICA®

SUMMARY OF YOUR POLICY DETAILS

Insurance Coverage

\$300,000

Initial Face Amount

Premium

\$341.00

Initial Monthly Premium including all Riders

Insured Information

Valued Client

Male, Age 35

Issue State: Iowa

Risk Class: Preferred Elite

Additional Details

Initial Death Benefit Option: Level

Life Insurance Test: Guideline Premium Test

Monthly Minimum

No Lapse Premium: \$238.75

As illustrated, this policy is NOT a Modified Endowment Contract (MEC).

Additional Policy Benefits

Terminal Illness Accelerated Death Benefit Rider (TI)
Overloan Protection Rider (OPR)

ACCOUNT OPTION(S) ILLUSTRATED	ALLOCATION
Global Index Account	0%
Global Plus Index Account	0%
S&P 500® Index Account	0%
S&P 500® Plus Index Account	0%
Fidelity SMID Multifactor Index SM Account	0%
Balanced Uncapped Index Account	100%
Basic Interest Account	0%



**Scan the QR code for a deeper look at
Transamerica Financial Choice IULSM II**

SCAN ME

This is a supplemental illustration, not an offer, contract, or promise of future policy performance, and must be accompanied by the basic life illustration. **PLEASE SEE THE BASIC LIFE ILLUSTRATION FOR GUARANTEED ELEMENTS AND OTHER IMPORTANT INFORMATION.** Coverage is subject to the terms and conditions of the policy.

Agent: Patty Begley
11/8/2024 03:46:58
ICC24 TPIU11IC-0224
ICC 2723511

Policy Details
1 of 1

TP: \$4,092.00
7Pay: \$19,094.00
State: IA
Ver: 3.6.0

LIFE INSURANCE BUILT FOR TAX-ADVANTAGED CHOICE AND FLEXIBILITY

Transamerica Financial Choice IULSM II (FCIUL II) is a flexible premium¹ adjustable index universal life insurance policy that offers life insurance protection along with a variety of index options and policy features to help maximize accumulation potential and make it easy to access cash value.

For individuals needing life insurance protection, FCIUL II provides the following benefits:



Life insurance protection

When you pass away, the death benefit from FCIUL II may help replace income, fund major expenses, or leave a financial legacy for your children or grandchildren.

- Federal income tax-free death benefit
- Optional living benefit riders for qualifying critical, chronic, and/or terminal illnesses^{2, 3}



Build cash value through index-linked growth

An FCIUL II policy may systematically build cash value⁴ as you make premium payments over time.

- Versatile index options for tax-deferred growth potential
- Guaranteed⁵ downside protection
- Tax-free transfers between account options



Tax-free supplemental income⁶ opportunity

Flexible, tax-free access to cash value helps reduce the effects of taxes while giving you financial flexibility to use however you wish.

- Tax-free loans and withdrawals
- Tax deferral on any earnings

This illustration, or any other illustration, is not considered a proper written request for policy changes, termination of benefits, or election of options to purchase additional insurance.

¹Subject to the premiums paid into the policy and whether the policy is in force. Premiums may be increased, decreased, skipped, or stopped altogether if there is enough policy value. The risk of a policy lapsing increases if you do not regularly pay premiums equal to at least the current minimum monthly no lapse premium. Please consult with your tax advisor for guidance.

²Riders and rider benefits have specific limitations and may not be available in all jurisdictions. For complete details including the terms and conditions of each rider and exact coverage provided, please refer to the riders.

³Benefits provided through the Critical, Chronic, and Terminal Illness Accelerated Death Benefit Riders are subject to certain limitations and exclusions. The actual benefit paid to the policy owner will be less than the amount that is accelerated because the amount is discounted to reflect early payment of the policy's death benefit. Administrative fees per request apply. Amounts payable under the Critical and Chronic Illness Riders vary based in part on the nature and severity of the insured's health condition and the insured's remaining life expectancy at the time of the acceleration as determined by the company. Riders should not be the sole basis to purchase any life insurance policy. Benefits paid under accelerated death benefit riders will reduce the life insurance policy's death benefit and policy value. Consideration should be given to whether life insurance needs would still be met if rider benefits are paid out in full.

⁴Premium payments must exceed monthly charges and fees in order for cash value to grow.

⁵Guarantees are based on the claims-paying ability of the issuing insurance company.

⁶Clients may access the policy's cash value to receive tax-free supplemental income when needed, as long as the policy is not a modified endowment contract (MEC). Loans, withdrawals, and death benefit accelerations will reduce the policy value and death benefit. Provided the policy is not and does not become a Modified Endowment Contract (MEC), 1) withdrawals are tax-free to the extent that they do not exceed the policy basis (generally, premiums paid less withdrawals) and 2) policy loans are tax-free as long as the policy remains in force. If the policy is surrendered or lapses, the amount of the policy loan will be considered a distribution from the policy and will be taxable to the extent that such loan plus other distributions at that time exceed the policy basis.

This is an illustration only, not an offer, contract, or promise of future policy performance. Coverage is subject to the terms and conditions of the policy. This illustration is not valid without all 30 pages.

HOW YOUR POLICY WORKS

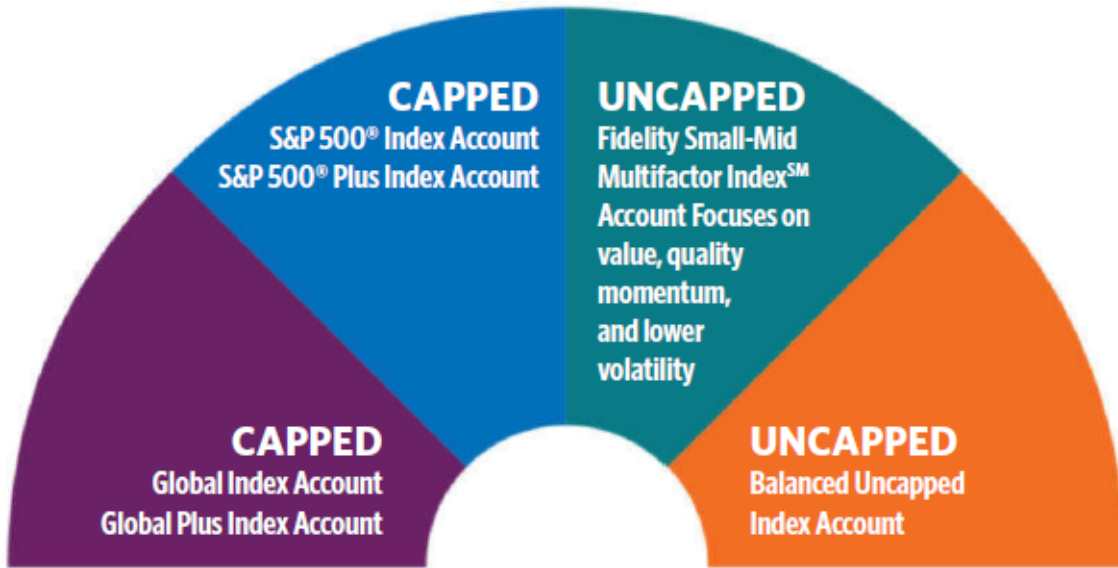


¹ Net premiums are equal to gross premiums paid less applicable premium expense charges.

² Loans, withdrawals, and death benefit accelerations will reduce the policy value and death benefit. Provided the policy is not and does not become a Modified Endowment Contract (MEC), 1) withdrawals are tax-free to the extent that they do not exceed the policy basis (generally, premiums paid less withdrawals) and 2) policy loans are tax-free as long as the policy remains in force. If the policy is surrendered or lapses, the amount of the policy loan will be considered a distribution from the policy and will be taxable to the extent that such loan plus other distributions at that time exceed the policy basis.

This is an illustration only, not an offer, contract, or promise of future policy performance. Coverage is subject to the terms and conditions of the policy. This illustration is not valid without all 30 pages.

INDEX ACCOUNT OPTIONS FOR GROWTH POTENTIAL



GLOBAL INDEX ACCOUNT AND GLOBAL PLUS INDEX ACCOUNT

The company credits Excess Index Interest, if any, to these index accounts based on a weighted average of the index change percentages of three indexes, excluding dividends. The weighted index change percentages are added together and compared to the cap. To arrive at the weighted index change percentage, we apply the following factors:

50%

To the percentage change in the S&P 500[®] or the EURO STOXX 50[®], whichever is higher



30%

To the percentage change in the S&P 500[®] or the EURO STOXX 50[®], whichever is lower

20%

To the percentage change in the Nikkei 225SM

S&P 500[®] INDEX ACCOUNT AND S&P 500[®] PLUS INDEX ACCOUNT

The company credits Excess Index Interest, if any, to these index accounts using a formula based on changes in the S&P 500[®] Index, excluding dividends. The index change percentage is then compared to the cap.

FIDELITY SMALL-MID MULTIFACTOR INDEXSM ACCOUNT

The company credits Excess Index Interest, if any, to this index account using a formula based on changes in the Fidelity Small- Mid Multifactor IndexSM 5% ER, excluding dividends. The 225% participation rate is then applied to the index change percentage.

BALANCED UNCAPPED INDEX ACCOUNT

The company credits Excess Index Interest, if any, to this index account based on a weighted average of the index change percentages of three indexes, excluding dividends. The weighted index change percentages are added together. The 110% participation rate is then applied. To arrive at the weighted index change percentage, we apply the following factors:

34%

To the percentage change in the S&P 500[®]



33%

To the percentage change in the Fidelity SMID Multifactor IndexSM

33%

To the percentage change in the Nikkei 225SM

This is an illustration only, not an offer, contract, or promise of future policy performance. Coverage is subject to the terms and conditions of the policy. This illustration is not valid without all 30 pages.

EXCESS INDEX INTEREST STRATEGIES

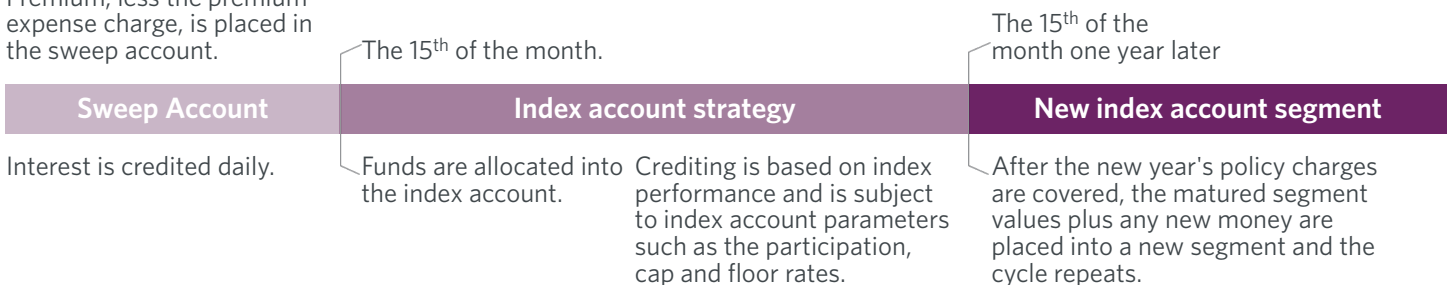
INDEX ACCOUNT	CURRENT PARTICIPATION RATE	CURRENT CAP RATE	GUARANTEED MINIMUM INTEREST RATE (FLOOR)	GUARANTEED INDEX ACCOUNT CHARGE	MAXIMUM ILLUSTRATED RATE	20 YEAR HISTORICAL AVERAGE
Uncapped Strategies						
Balanced Uncapped Index Account	110%	Uncapped	0.25%	0.0125% monthly 0.15% annually	6.57%	10.06%
Fidelity Small-Mid Multifactor Index SM Account	225%	Uncapped	0.25%	No Charge	5.68%	8.96%
Cap Rate Strategies						
Global Index Account	100%	11.00%	0.25%	No Charge	6.15%	7.19%
Global Plus Index Account	100%	15.50%	0.25%	0.083333% monthly 1.00% annually	7.15%	9.06%
S&P 500 [®] Index Account	100%	9.25%	0.25%	No Charge	6.15%	6.46%
S&P 500 [®] Plus Index Account	100%	11.75%	0.25%	0.083333% monthly 1.00% annually	7.15%	7.96%

How Excess Index Interest strategies work:

1. Net premiums allocated to Index Accounts are placed in the sweep account and will be allocated, including interest, to the Index Account Options specified by you at the next Sweep Date.
2. For FCIUL II, the sweep date is on the 15th of the month.
3. On the 15th, a new segment is created, and money is placed in the index account(s) for the following year.
4. Any excess index interest is now tied to the performance of that index account and the strategy parameters.

Example of a one-year segment:

Premium, less the premium expense charge, is placed in the sweep account.



Index Change

$$\boxed{\text{INDEX VALUE ON SEGMENT END DATE}} - \boxed{\text{INDEX VALUE ON SEGMENT START DATE}} \div \boxed{\text{INDEX VALUE ON SEGMENT START DATE}} = \boxed{\text{PERCENTAGE CHANGE IN INDEX}}$$

The percentage change in the applicable Index Values from an Index Account segment's beginning date to its ending date.

The Index Change will be used to determine the Excess Index Interest, if any.

This is an illustration only, not an offer, contract, or promise of future policy performance. Coverage is subject to the terms and conditions of the policy. This illustration is not valid without all 30 pages.

TRANSAMERICA FINANCIAL CHOICE IULSM II

Flexible Premium Adjustable Life Insurance with Index Account Options

Valued Client

Male, Age 35 Preferred Elite
 Riders: OPR, TI
 Life Insurance Test: Guideline Premium Test

Initial Monthly Premium: \$341.00

Initial Face Amount: \$300,000
 Death Benefit Option: Level

TABULAR DETAIL

Code	Year	Age	Premium Outlay	GUARANTEED PROJECTIONS Interest Rate 0.25%			NON-GUARANTEED ALTERNATE PROJECTIONS Interest Rate 2.50%			NON-GUARANTEED CURRENT PROJECTIONS Interest Rate 6.57%		
				Policy Value	Cash Surrender Value	Death Benefit	Policy Value	Cash Surrender Value	Death Benefit	Policy Value	Cash Surrender Value	Death Benefit
	1	36	4,092	2,156	0	300,000	2,570	0	300,000	2,578	0	300,000
	2	37	4,092	4,279	0	300,000	5,193	0	300,000	5,328	0	300,000
	3	38	4,092	6,362	1,315	300,000	7,830	2,782	300,000	8,198	3,151	300,000
	4	39	4,092	8,411	3,784	300,000	10,513	5,887	300,000	11,238	6,611	300,000
	5	40	4,092	10,421	6,215	300,000	13,259	9,053	300,000	14,470	10,264	300,000
			20,460									
	6	41	4,092	12,395	9,030	300,000	16,065	12,701	300,000	17,907	14,542	300,000
	7	42	4,092	14,334	11,810	300,000	18,930	16,407	300,000	21,556	19,032	300,000
	8	43	4,092	16,245	14,563	300,000	21,851	20,169	300,000	25,428	23,746	300,000
	9	44	4,092	18,149	17,308	300,000	24,829	23,988	300,000	29,538	28,697	300,000
	10	45	4,092	20,040	20,040	300,000	27,867	27,867	300,000	33,902	33,902	300,000
			40,920									
	11	46	4,092	21,838	21,838	300,000	31,088	31,088	300,000	38,660	38,660	300,000
	12	47	4,092	23,624	23,624	300,000	34,367	34,367	300,000	43,705	43,705	300,000
	13	48	4,092	25,397	25,397	300,000	37,704	37,704	300,000	49,058	49,058	300,000
	14	49	4,092	27,159	27,159	300,000	41,102	41,102	300,000	54,741	54,741	300,000
	15	50	4,092	28,902	28,902	300,000	44,564	44,564	300,000	60,774	60,774	300,000
			61,380									
	16	51	4,092	30,613	30,613	300,000	49,142	49,142	300,000	68,244	68,244	300,000
	17	52	4,092	32,283	32,283	300,000	53,801	53,801	300,000	76,162	76,162	300,000
	18	53	4,092	33,906	33,906	300,000	58,552	58,552	300,000	84,576	84,576	300,000
	19	54	4,092	35,473	35,473	300,000	63,394	63,394	300,000	93,518	93,518	300,000
	20	55	4,092	36,975	36,975	300,000	68,333	68,333	300,000	103,025	103,025	300,000
			81,840									
	21	56	4,092	38,401	38,401	300,000	73,368	73,368	300,000	113,132	113,132	300,000
	22	57	4,092	39,741	39,741	300,000	78,500	78,500	300,000	123,881	123,881	300,000
	23	58	4,092	40,978	40,978	300,000	83,725	83,725	300,000	135,309	135,309	300,000
	24	59	4,092	42,099	42,099	300,000	89,036	89,036	300,000	147,458	147,458	300,000
	25	60	4,092	43,083	43,083	300,000	94,423	94,423	300,000	160,369	160,369	300,000
			102,300									
	26	61	4,092	43,911	43,911	300,000	99,870	99,870	300,000	174,086	174,086	300,000
	27	62	4,092	44,559	44,559	300,000	105,422	105,422	300,000	188,700	188,700	300,000
	28	63	4,092	45,003	45,003	300,000	111,081	111,081	300,000	204,273	204,273	300,000
	29	64	4,092	45,215	45,215	300,000	116,848	116,848	300,000	220,874	220,874	300,000
	30	65	4,092	45,177	45,177	300,000	122,723	122,723	300,000	238,580	238,580	300,000
			122,760									

The non-guaranteed projections shown are hypothetical and may not apply to an actual policy. Non-guaranteed rates and values are not guaranteed, based on the company's current scale of non-guaranteed elements and subject to change by the company. In the case of nonpayment of premium or insufficient premium amounts the monthly deductions will continue to be applied against the policy value and additional premiums may be required to keep the policy in force. Actual results may be more or less favorable. Please see the guaranteed projections and the description of guaranteed projections in the narrative summary. This is an illustration only, not an offer, contract, or promise of future policy performance. Coverage is subject to the terms and conditions of the policy. This illustration is not valid without all 30 pages.

Agent: Patty Begley
 11/8/2024 03:46:58
 ICC24 TPIU11IC-0224
 ICC 3478994

TRANSAMERICA FINANCIAL CHOICE IULSM II

Flexible Premium Adjustable Life Insurance with Index Account Options

Valued Client

 Male, Age 35 Preferred Elite
 Riders: OPR, TI
 Life Insurance Test: Guideline Premium Test

Initial Monthly Premium: \$341.00

 Initial Face Amount: \$300,000
 Death Benefit Option: Level

TABULAR DETAIL

Code	Year	Age	Premium Outlay	GUARANTEED PROJECTIONS Interest Rate 0.25%			NON-GUARANTEED ALTERNATE PROJECTIONS Interest Rate 2.50%			NON-GUARANTEED CURRENT PROJECTIONS Interest Rate 6.57%		
				Policy Value	Cash Surrender Value	Death Benefit	Policy Value	Cash Surrender Value	Death Benefit	Policy Value	Cash Surrender Value	Death Benefit
	31	66	4,092	44,869	44,869	300,000	128,707	128,707	300,000	257,466	257,466	306,384
	32	67	4,092	44,270	44,270	300,000	134,798	134,798	300,000	277,558	277,558	327,518
	33	68	4,092	43,354	43,354	300,000	140,995	140,995	300,000	298,914	298,914	349,729
	34	69	4,092	42,084	42,084	300,000	147,300	147,300	300,000	321,614	321,614	373,072
	35	70	4,092	40,398	40,398	300,000	153,714	153,714	300,000	345,742	345,742	397,603
			143,220									
	36	71	4,092	38,217	38,217	300,000	160,238	160,238	300,000	371,386	371,386	419,666
	37	72	4,092	35,441	35,441	300,000	166,864	166,864	300,000	398,665	398,665	442,519
	38	73	4,092	31,954	31,954	300,000	173,594	173,594	300,000	427,692	427,692	466,184
	39	74	4,092	27,633	27,633	300,000	180,430	180,430	300,000	458,588	458,588	490,690
	40	75	4,092	22,347	22,347	300,000	187,377	187,377	300,000	491,492	491,492	516,066
			163,680									
	41	76	4,092	15,959	15,959	300,000	194,441	194,441	300,000	526,552	526,552	552,880
	42	77	4,092	8,319	8,319	300,000	201,619	201,619	300,000	563,808	563,808	591,999
	43	78	4,092	Lapse	Lapse	Lapse	208,922	208,922	300,000	603,393	603,393	633,563
	44	79	4,092				216,347	216,347	300,000	645,441	645,441	677,713
	45	80	4,092				223,908	223,908	300,000	690,093	690,093	724,598
			184,140									
	46	81	4,092				231,622	231,622	300,000	737,499	737,499	774,374
	47	82	4,092				239,392	239,392	300,000	787,743	787,743	827,130
	48	83	4,092				247,238	247,238	300,000	840,949	840,949	882,997
	49	84	4,092				255,199	255,199	300,000	897,240	897,240	942,102
	50	85	4,092				263,322	263,322	300,000	956,712	956,712	1,004,547
			204,600									
	51	86	4,092				271,679	271,679	300,000	1,019,435	1,019,435	1,070,407
	52	87	4,092				280,393	280,393	300,000	1,085,455	1,085,455	1,139,727
	53	88	4,092				289,590	289,590	304,070	1,154,765	1,154,765	1,212,503
	54	89	4,092				298,881	298,881	313,825	1,227,423	1,227,423	1,288,794
	55	90	4,092				308,097	308,097	323,502	1,303,363	1,303,363	1,368,531
			225,060									
	56	91	4,092				317,171	317,171	329,858	1,382,435	1,382,435	1,437,733
	57	92	4,092				326,525	326,525	336,321	1,466,640	1,466,640	1,510,639
	58	93	4,092				336,283	336,283	343,009	1,556,841	1,556,841	1,587,977
	59	94	4,092				346,623	346,623	350,089	1,654,254	1,654,254	1,670,796
	60	95	4,092				357,759	357,759	357,759	1,760,412	1,760,412	1,760,412
			245,520									

The non-guaranteed projections shown are hypothetical and may not apply to an actual policy. Non-guaranteed rates and values are not guaranteed, based on the company's current scale of non-guaranteed elements and subject to change by the company. In the case of nonpayment of premium or insufficient premium amounts the monthly deductions will continue to be applied against the policy value and additional premiums may be required to keep the policy in force. Actual results may be more or less favorable. Please see the guaranteed projections and the description of guaranteed projections in the narrative summary. This is an illustration only, not an offer, contract, or promise of future policy performance. Coverage is subject to the terms and conditions of the policy. This illustration is not valid without all 30 pages.

 Agent: Patty Begley
 11/8/2024 03:46:58
 ICC24 TPIU11IC-0224
 ICC 3478994

 TP: \$4,092.00
 7Pay: \$19,094.00
 State: IA
 Ver: 3.6.0

TRANSAMERICA FINANCIAL CHOICE IULSM II

Flexible Premium Adjustable Life Insurance with Index Account Options

Valued Client

Male, Age 35 Preferred Elite
 Riders: OPR, TI
 Life Insurance Test: Guideline Premium Test

Initial Monthly Premium: \$341.00

Initial Face Amount: \$300,000
 Death Benefit Option: Level

TABULAR DETAIL

Code	Year	Age	Premium Outlay	GUARANTEED PROJECTIONS Interest Rate 0.25%			NON-GUARANTEED ALTERNATE PROJECTIONS Interest Rate 2.50%			NON-GUARANTEED CURRENT PROJECTIONS Interest Rate 6.57%		
				Policy Value	Cash Surrender Value	Death Benefit	Policy Value	Cash Surrender Value	Death Benefit	Policy Value	Cash Surrender Value	Death Benefit
	61	96	4,092				369,940	369,940	369,940	1,877,188	1,877,188	1,877,188
	62	97	4,092				382,403	382,403	382,403	2,001,399	2,001,399	2,001,399
	63	98	4,092				395,159	395,159	395,159	2,133,578	2,133,578	2,133,578
	64	99	4,092				408,214	408,214	408,214	2,274,236	2,274,236	2,274,236
	65	100	4,092				421,575	421,575	421,575	2,423,917	2,423,917	2,423,917
			265,980									
	66	101	4,092				435,251	435,251	435,251	2,583,200	2,583,200	2,583,200
	67	102	4,092				449,247	449,247	449,247	2,752,702	2,752,702	2,752,702
	68	103	4,092				463,572	463,572	463,572	2,933,076	2,933,076	2,933,076
	69	104	4,092				478,234	478,234	478,234	3,125,022	3,125,022	3,125,022
	70	105	4,092				493,239	493,239	493,239	3,329,281	3,329,281	3,329,281
			286,440									
	71	106	4,092				508,597	508,597	508,597	3,546,643	3,546,643	3,546,643
	72	107	4,092				524,316	524,316	524,316	3,777,949	3,777,949	3,777,949
	73	108	4,092				540,404	540,404	540,404	4,024,093	4,024,093	4,024,093
	74	109	4,092				556,869	556,869	556,869	4,286,026	4,286,026	4,286,026
	75	110	4,092				573,721	573,721	573,721	4,564,764	4,564,764	4,564,764
			306,900									
	76	111	4,092				590,969	590,969	590,969	4,861,381	4,861,381	4,861,381
	77	112	4,092				608,621	608,621	608,621	5,177,027	5,177,027	5,177,027
	78	113	4,092				626,689	626,689	626,689	5,512,922	5,512,922	5,512,922
	79	114	4,092				645,180	645,180	645,180	5,870,364	5,870,364	5,870,364
	80	115	4,092				664,106	664,106	664,106	6,250,736	6,250,736	6,250,736
			327,360									
	81	116	1,800				681,298	681,298	681,298	6,653,330	6,653,330	6,653,330
	82	117	0				697,175	697,175	697,175	7,080,020	7,080,020	7,080,020
	83	118	0				713,425	713,425	713,425	7,534,080	7,534,080	7,534,080
	84	119	0				730,056	730,056	730,056	8,017,269	8,017,269	8,017,269
	85	120	0				747,078	747,078	747,078	8,531,454	8,531,454	8,531,454
			329,160									
	86	121	0				764,499	764,499	764,499	9,078,624	9,078,624	9,078,624
			329,160									

The non-guaranteed projections shown are hypothetical and may not apply to an actual policy. Non-guaranteed rates and values are not guaranteed, based on the company's current scale of non-guaranteed elements and subject to change by the company. In the case of nonpayment of premium or insufficient premium amounts the monthly deductions will continue to be applied against the policy value and additional premiums may be required to keep the policy in force. Actual results may be more or less favorable. Please see the guaranteed projections and the description of guaranteed projections in the narrative summary. This is an illustration only, not an offer, contract, or promise of future policy performance. Coverage is subject to the terms and conditions of the policy. This illustration is not valid without all 30 pages.

Agent: Patty Begley
 11/8/2024 03:46:58
 ICC24 TPIU11IC-0224
 ICC 3478994

TP: \$4,092.00
 7Pay: \$19,094.00
 State: IA
 Ver: 3.6.0

TRANSAMERICA FINANCIAL CHOICE IULSM II

Flexible Premium Adjustable Life Insurance with Index Account Options

NARRATIVE SUMMARY

Death Benefit

The death benefit is paid to the beneficiary upon the insured's death. The initial death benefit is assumed to be \$300,000. The actual amount payable at death may be decreased by policy withdrawals or any Loan Balance or increased by additional insurance benefits you purchase. We will adjust the amount of the payment in accordance with any attached Rider, subject to its terms. The Death Benefit columns show the value, if paid upon death, at the end of the policy year.

Face Amount

An amount used to determine the death benefit. The policy owner may increase the Face Amount after the first policy anniversary. Decreases are available only after the third policy anniversary.

Death Benefit Options

Either a Level or Increasing death benefit option is available. Changes to the death benefit options are allowed once per year after the third policy year and before age 95. Partial Surrender Charges will apply when switching from Level to Increasing if the resulting decrease in face amount occurs during a surrender charge period.

Level

The death benefit is the Face Amount.

Increasing

The death benefit is the Face Amount plus the greater of the Policy Value or the Cumulative Guaranteed Value.

The death benefit determined above will be increased if necessary to comply with the minimum death benefit requirements of the applicable Life Insurance Compliance Test.

The minimum death benefit required by the GPT is the Death Benefit Factor multiplied by the greater of the Cumulative Guaranteed Value or the Policy Value.

The death benefit will also be increased if necessary to maintain the policy's status as a life insurance contract under Section 7702 of the Internal Revenue Code.

After the insured's Age 121, the death benefit will be at least at least the greater of the Cumulative Guaranteed Value or Policy Value.

Life Insurance Qualification Test

For purposes of determining whether a contract qualifies as a life insurance contract under § 7702 of the Internal Revenue Code, you have chosen the Guideline Premium Test ("GPT") for this illustration. This selection cannot be changed after issue.

This is an illustration only, not an offer, contract, or promise of future policy performance. Coverage is subject to the terms and conditions of the policy. This illustration is not valid without all 30 pages.

TRANSAMERICA FINANCIAL CHOICE IULSM II

Flexible Premium Adjustable Life Insurance with Index Account Options

NARRATIVE SUMMARY

Premium Outlay

Flexible premiums mean the owner has some flexibility in the frequency and amount of the premium paid to the company. The Premium Outlay in this illustration is the gross amount of premium assumed to be paid by the owner and is shown net of any withdrawals or loans taken. Cumulative Premium Outlay is the sum of the premium outlay.

THE POLICY VALUES IN THIS ILLUSTRATION ARE BASED ON THESE ILLUSTRATED NET PREMIUM ALLOCATIONS:

Account Option:	Global Index	Global Plus Index	S&P 500® Index	S&P 500® Plus Index	Fidelity SMID Multifactor Index SM	Balanced Uncapped Index	Basic Interest
Net Premium Allocation:	0%	0%	0%	0%	0%	100%	0%

The first year Premium Outlay is \$4,092. The amount of premium that may be paid is subject to any applicable limits set by Section 7702 of the Internal Revenue Code.

This illustration describes values and benefits if premiums are paid on the dates and in the amounts shown on the ledger pages and assumes application of indicated interest rates, insurance costs, expense charges and Illustrated rates. This is not a paid-up policy. If premium payments stop, the monthly deductions and Index Account Monthly Charge will continue to be applied against the Policy Value. Additional premiums may be required to keep the policy in force. The illustration assumes that all premiums are made as planned, are received and credited, and are applied to index account options (if selected) at the beginning of each modal period on the monthly policy date. Actually, premiums are applied to index account options on the sweep date.

Different levels of premium payments will result in different levels and periods of benefits. The annual premium that will guarantee coverage through age 121 is \$5,064.00, based on the options illustrated and the death benefit pattern that would result from payment of this premium. This premium amount reflects the payment mode that you have chosen, and any lump-sum contributions.

This is an illustration only, not an offer, contract, or promise of future policy performance. Coverage is subject to the terms and conditions of the policy. This illustration is not valid without all 30 pages.

TRANSAMERICA FINANCIAL CHOICE IULSM II

Flexible Premium Adjustable Life Insurance with Index Account Options

NARRATIVE SUMMARY

Policy Value

The policy value is the starting point for calculating important values under the policy, such as the Cash Surrender Value and death benefit. The Policy Value equals the sum of the values of the Sweep Account, Basic Interest Account, and the Index Accounts, plus the Loan Value, if any. Policy Value is shown on a guaranteed basis and on a non-guaranteed basis. If the policy's actual premium payment amounts, dates of allocations, transfers or interest rates, Index Change percentages, or any other assumptions or policy activities are different than indicated in this illustration, then the Policy Values will be different from those in this illustration.

Surrender Charges

Surrender charges will be applied upon full surrender. The Surrender Charge period is based on the issue date and on the date of any Face Amount increase. The Surrender Charge period is 10 years for all issue ages.

Partial Surrender Charge

We will deduct a Partial Surrender Charge for decreases in the Face Amount occurring during a Surrender Charge Period. Face decreases may result from withdrawals decreasing the face amount, switching death benefit options from level to increasing or a requested face decrease. The Partial Surrender Charge is determined as follows:

1. Determine the portion of each Face Amount layer decrease
2. Multiply the portion of each Face Amount layer decrease by the applicable surrender charge per \$1,000 for the Policy Year in which the Face Amount decrease occurs
3. Divide each result by 1,000
4. Sum the values to reach the Partial Surrender Charge

If a partial surrender charge is applied, then the policy's subsequent Surrender Charge will be adjusted accordingly

Cash Surrender Value ("CSV")

The amount available to the owner upon surrender of the policy provided the policy is in force and the insured is living. The CSV equals the greater of the Policy Value or the Cumulative Guaranteed Value, less any surrender charges less any Loan Balance. Excess Index Interest is not credited for partial years upon surrender of the policy.

Cumulative Guaranteed Value ("CGV")

An alternate value that, if greater than the Policy Value, will be substituted for the Policy Value in the determination of Cash Surrender Value and the amount of the death benefit. The CGV is equal to Net Premiums minus Monthly Deductions, Withdrawals, and Partial Surrenders (including Withdrawal or Partial Surrender fees and charges), credited at 1% Interest. The CGV does not increase the amount available for withdrawals or policy loans and does not affect the amount available for transfers or allocations. The Cumulative Guaranteed Value can be negative, but a negative amount does not accrue interest charges nor does it reduce the Policy Value or death benefit.

This is an illustration only, not an offer, contract, or promise of future policy performance. Coverage is subject to the terms and conditions of the policy. This illustration is not valid without all 30 pages.

TRANSAMERICA FINANCIAL CHOICE IULSM II

Flexible Premium Adjustable Life Insurance with Index Account Options

NARRATIVE SUMMARY

Persistency Credit

A non-guaranteed partial return of expenses credited annually to the Policy Value beginning on the 10th Policy Anniversary and continuing each Policy Anniversary through age 120 provided the policy is in force. The Persistency Credit is illustrated at 0.40% of the then-current illustrated unloaned Policy Value if the Persistency Credit Threshold test is met. The Company has the right to change the rate or remove the credit altogether. A one-time test will be done at the beginning of the 8th policy year and if the cumulative premium less loans and withdrawals is more than the Persistency Credit Threshold amount \$40,920, then the credit, if payable, will be paid according to premium allocations. If the Persistency Credit Threshold test fails, then you forfeit your persistency credit opportunity. As illustrated, the Persistency Credit Threshold test is not being satisfied.

Premium Expense Charge

A percentage of each premium payment that is deducted from the paid premium prior to allocation to the Account Options.

	NON-GUARANTEED CURRENT	GUARANTEED
Premium Expense Charge Rate	8% Years 1 - 10 5% Years 11+	8% Years 1 - 10 10% Years 11+

Index Account Monthly Charge

("IAMC") A charge we deduct from the Policy Value based on the value of each Index Account. This is sometimes referred to as an asset-based charge since the charge amount will be a percentage of the value in that Index account. We assess this charge on the Monthly Policy Date up to the Insured's age 121.

IAMC - GUARANTEED AND NON-GUARANTEED CHARGES	
Global Index Account	0%
Global Plus Index Account	0.0833%
S&P 500® Index Account	0%
S&P 500®Plus Index Account	0.0833%
Fidelity SMID Multifactor Index SM Account	0%
Balanced Uncapped Index Account	0.0125%

Monthly Deduction

Each monthly deduction consists of the Monthly Cost of Insurance, the Monthly Policy Fee, the Per Unit Charge, any charges for additional benefits provided by riders and any charges for substandard premium class rating.

Monthly Deduction rates may vary by gender, age, underwriting risk class, and amount of coverage.

Therefore, any change to those inputs will require a revised illustration.

Monthly deductions will be deducted pro rata from the account options, then pro rata across segments within each account. We assess these on each Monthly Policy Date up to the Insured's age 121.

This is an illustration only, not an offer, contract, or promise of future policy performance. Coverage is subject to the terms and conditions of the policy. This illustration is not valid without all 30 pages.

TRANSAMERICA FINANCIAL CHOICE IULSM II

Flexible Premium Adjustable Life Insurance with Index Account Options

NARRATIVE SUMMARY

Cost of Insurance

("COI") The amount the company charges for providing life insurance coverage under the base policy. The COI rates may be changed by the company. Any change in the COI rates will be on a uniform basis for insureds of the same face amount, age, sex, class of risk, and any substandard rating whose policies or increases in the face amount have been in effect for the same length of time.

Policy Fee

An expense charge that will be deducted from the policy value each month. Current: \$10 Guaranteed: \$12

Per Unit Charge

("PUC") Equal to the Face Amount divided by 1,000 then multiplied by the applicable PUC Per Thousand

Minimum Monthly No Lapse Premium

("MNL") Your current Minimum Monthly No Lapse Premium is \$238.75. The Monthly MNL for your Base Plan is \$238.75. The Minimum Monthly No Lapse Premium is the minimum premium necessary to avoid lapse of the policy during the No Lapse Period regardless of the Policy Value. The premium will be calculated for each policy issued. Policy and rider changes will alter the Minimum Monthly No Lapse Premium. Under certain circumstances, extra premiums may be required to prevent lapse.

No Lapse Period

THE NO LAPSE GUARANTEE PERIOD IS BASED ON ISSUE AGE

Issue ages 0-45: 20 years
 Issue Ages 46-60: until age 65
 Issue Ages 61-85: 5 years

During the No Lapse Period, the policy will not lapse even if the Cash Surrender Value on any Monthly Policy Date is insufficient to pay the monthly deduction due, as long as the premiums paid (net of outstanding loans and/or withdrawals) meet or exceed the cumulative Minimum Monthly No Lapse Premium requirements to date.

If you take a withdrawal or a loan, if you increase or decrease your Face Amount, if you change the death benefit option, or if you add, increase or decrease a rider, you may need to pay additional premiums in order to keep the No Lapse Guarantee in effect. If the requirements of the No Lapse Guarantee are not met and the Cash Surrender Value is not enough to meet the monthly deductions, partial surrender charges and the Index Account Monthly Charge, a grace period will begin and the policy will lapse unless sufficient payment is made. Allowing the policy to lapse and terminate may result in adverse tax consequences.

After the No Lapse Period or if the cumulative Minimum Monthly No Lapse Premium requirements are not met, then fluctuations in interest rates and/or policy charges may require the payment of additional premiums to keep the policy in force.

No Lapse Guarantee

Timely payment of the Minimum Monthly No Lapse Premium assures that the policy will remain in force during the guarantee period. The Face Amount will be guaranteed regardless of Cash Surrender Value during the guarantee period, provided that the cumulative Minimum Monthly No Lapse Premium requirements are met.

Accessing your policy value

This is an illustration only, not an offer, contract, or promise of future policy performance. Coverage is subject to the terms and conditions of the policy. This illustration is not valid without all 30 pages.

TRANSAMERICA FINANCIAL CHOICE IULSM II

Flexible Premium Adjustable Life Insurance with Index Account Options

NARRATIVE SUMMARY

Withdrawals	The policy owner may make withdrawals after the first policy year up to the available withdrawal amount. There is no fee for withdrawals. There is a partial surrender charge assessed on any withdrawal that results in a Face Amount decrease during a surrender charge period. The minimum withdrawal is \$500.00.
Loan Balance	Equals all outstanding policy loans, if any, and accrued loan interest charged. Interest is due on each loan each year on the Policy Anniversary. If you do not pay the interest when it is due, the interest on the Loan Balance will be treated as an additional loan at the applicable interest rate. The Loan Balance decreases the death benefit proceeds and the Cash Surrender Value. An outstanding loan balance may also impact accelerated death benefit payments on certain riders.
Loans	There are two types of policy loans available, Conventional Loans and Index Loans. The interest charged and credited on loaned amounts can differ significantly between Conventional and Index Loans. Your choice of a Conventional Loan or Index Loan can have a significant impact on policy values. You may only have either Conventional or Index Loans under your policy at one time.
Preferred Loans	After the 10 th Policy Anniversary, all Conventional loans will be classified as preferred Conventional loans. All loans, including Index Loans, become preferred conventional loans at age 121.
How much can you take in a loan?	The maximum loan that can be taken will equal 100% of the Policy Value, minus any Loan Balance, minus Loan Interest on the old and new loan to the end of the Policy Year, minus the greater of the Surrender Charge or two Monthly Deductions.

This is an illustration only, not an offer, contract, or promise of future policy performance. Coverage is subject to the terms and conditions of the policy. This illustration is not valid without all 30 pages.

TRANSAMERICA FINANCIAL CHOICE IULSM II

Flexible Premium Adjustable Life Insurance with Index Account Options

NARRATIVE SUMMARY

When can you take a loan?

What happens to your Policy Value?

Conventional Loans

Any time after the free look period.

The portion of the Policy Value borrowed is secured by identifying part of your Account Value as a "Loaned Value." The loan amount will be deducted from the unloaned value in the Basic Interest Account first, then pro rata across the unloaned values in all of the Index Account(s). Within each index account, loans are taken pro rata across segments.

The "Loaned Value" earns interest at 2.0% annually.

A Loan Balance is set up in order to track the outstanding loan amount plus loan interest charged. The Loan Balance will not be charged higher than a 3.0% rate annually.

Index Loans

Allowed after the 5th policy anniversary.

The portion of the Policy Value borrowed is secured by identifying part of your Account Value as a "Loaned Value." The loan will be prorated across all Index Accounts, then pro rata by segment. If the index accounts do not have sufficient value to fulfill the loan request, the remaining value will be transferred from the BIA into the Indexes pro rata by account value into the next available segment in order to satisfy the request, up to the maximum loan limit.

Because the "Loaned Value" stays within the Index Accounts, it will earn Index interest accordingly.

A Loan Balance is set up in order to track the outstanding loan amount plus loan interest charged. The Loan Balance will not be charged higher than an 8.0% rate annually.

This is an illustration only, not an offer, contract, or promise of future policy performance. Coverage is subject to the terms and conditions of the policy. This illustration is not valid without all 30 pages.

TRANSAMERICA FINANCIAL CHOICE IULSM II

Flexible Premium Adjustable Life Insurance with Index Account Options

NARRATIVE SUMMARY

What are the loan interest rates?

Conventional Loans		Loan Credited Rate	Loan Charge Rate	Net Loan Rate ¹
Standard (Years 1-10)	Non-Guaranteed	2.00%	2.75%	-0.75%
	Guaranteed	2.00%	3.00%	-1.00%
Preferred (Years 11+)	Non-Guaranteed	2.00%	2.00%	0.00%
	Guaranteed	2.00%	2.25%	-0.25%

Index Loans

Guaranteed 8.00% Index Loan Charge				Current 5.00% Index Loan Charge			
Hypothetical Index Change	Loan Credited Rate	Loan Charged Rate	Net Loan Rate	Hypothetical Index Change	Loan Credited Rate	Loan Charged Rate	Net Loan Rate
-5.00%	0.25%	8.00%	-7.75%	-5.00%	0.25%	5.00%	-4.75%
3.00%	3.00%	8.00%	-5.00%	3.00%	3.00%	5.00%	-2.00%
6.00%	6.00%	8.00%	-2.00%	6.00%	5.50% ²	5.00%	0.50%
7.00%	7.00%	8.00%	-1.00%	7.00%	5.50% ²	5.00%	0.50%

What you should consider before taking an Index Loan:

- What would be the impact to your policy if your Index Loan Credited Rate is lower than the Index Loan Charged Rate?
- What if the Index performance is not what you expect?
- What if the Cap is lowered, which might limit your Loan Credited Rate for each Segment?
- Have you seen an illustration using only Conventional Loans?
- Have you seen an illustration using varying Index Change rates? Index Changes rise and fall, which means your Index Loan Credited Rate will vary over time.

¹ Net Loan Rate is the difference between the Loan Charged Rate and the Loan Credited Rate.

² Due to illustration regulations, the index loan interest credited rate used in an illustration cannot exceed 0.50% greater than the index loan interest charged rate. Actual index loan interest credited to your policy will not have this same limitation.

This is an illustration only, not an offer, contract, or promise of future policy performance. Coverage is subject to the terms and conditions of the policy. This illustration is not valid without all 30 pages.

TRANSAMERICA FINANCIAL CHOICE IULSM II

Flexible Premium Adjustable Life Insurance with Index Account Options

NARRATIVE SUMMARY

Rider Description(s)

The benefits below may be automatically included as part of your policy at no additional monthly charge.

Terminal Illness Accelerated Death Benefit Rider

Allows the policy owner to accelerate a portion of the death benefit if the insured becomes terminally ill. Eligibility for acceleration is determined by a condition resulting from bodily injury or disease, or both, which is expected to result in the death of the Insured within 12 months of diagnosis. The Policy's benefits and values will be reduced proportionally in accordance with the benefits advanced under this option. Benefits advanced for terminal illness may be subject to taxation. An administrative charge for each Accelerated Death Benefit request will be assessed, but will not exceed \$1,000.

Overloan Protection Rider

The Overloan Protection Rider is designed primarily for policy owners who plan to maximize distributions from their policy. This rider may be used to prevent the policy from lapsing in the event the policy meets the conditions below. If the policy owner exercises this benefit, the policy will become a paid-up policy as set forth in the rider and will not lapse.

This rider is automatically included on this policy. If the rider is exercised by the Owner, a one-time charge will be assessed. The following conditions must be met to exercise this rider:

1. The policy must have been In Force for at least 15 Policy Years.
2. The Insured must be at least Age 75, but not older than Age 120.
3. The sum of all withdrawals, including long term care rider benefits paid, taken from the policy must not be less than the total premiums paid.
4. The sum of the Loan Balance and any long term care benefits paid must exceed the Face Amount of the policy.
5. There must be sufficient Policy Value to cover the charge for this rider. The Loan Balance must not exceed 99.9% of the Policy Value after deduction of the charge for this rider.
6. Exercising the Rider Benefit must not cause the policy to violate the Guideline Premium Test under Section 7702 of the Internal Revenue Code, as amended, at any duration and must not cause the policy to become a Modified Endowment Contract under Section 7702A of the Internal Revenue Code, as amended.
7. The sum of the guideline level premiums, as defined for purposes of Section 7702 of the Internal Revenue Code, as amended, cannot become negative at any time.
8. The Death Benefit Option must be Level. If it is not, we will treat the owner's Written Request as a request to change the Death Benefit Option to Level.
9. You must not be receiving benefits under a long term care rider.

For illustration purposes, the Overloan Protection Rider is assumed to be exercised at a point in time when the policy is eligible based on the Non-Guaranteed set of assumptions. It is assumed to be exercised in the same year for all ledgers. For each illustration basis the Overloan Protection Rider charge is assessed on the Policy Value for that particular basis, and the charge percentage is based on the Insured's Age as of the date the Rider Benefit is exercised.

AGE	PERCENTAGE
75-90	5%
91	4%
92	3%
93	2%
94-120	1%

This is an illustration only, not an offer, contract, or promise of future policy performance. Coverage is subject to the terms and conditions of the policy. This illustration is not valid without all 30 pages.

TRANSAMERICA FINANCIAL CHOICE IULSM II

Flexible Premium Adjustable Life Insurance with Index Account Options

NARRATIVE SUMMARY

Once the Rider Benefit has been exercised and the policy has become a paid-up policy, certain policy provisions will be altered in keeping with a paid-up policy.

This rider will terminate on the earliest of the following dates or events:

1. The date the policy terminates;
2. The next Monthly Policy Date following the date you request termination of this rider;
3. The death of the Insured;
4. The date the policy is surrendered or continued under any nonforfeiture option
5. The Policy Anniversary at the Insured's Age 121;
6. The date the policy becomes a Modified Endowment Contract under Section 7702A of the Internal Revenue Code, as amended.

Riders Illustrated: None

Key Illustration Concepts/Column Headers

Age	The issue age plus the number of years the policy is assumed to have been in force. This is the age at the end of the policy year.
Class	The class of risk of the proposed insured used in preparing this illustration. The actual class will be determined when the application is underwritten and may vary from the class chosen for this illustration. If so, a revised illustration will be delivered with the policy.
Guaranteed Projections	The Guaranteed projections are based on the company's guaranteed rates and charges and are determined at issue. These include a guaranteed minimum interest rate of 1.00% for the Basic Interest Account, 0.25% for each of the Index Accounts, guaranteed Policy Fee, guaranteed Premium Expense Charge, guaranteed Per Unit Charge, guaranteed Index Account Monthly Charge and guaranteed Monthly Cost of Insurance rates.

This is an illustration only, not an offer, contract, or promise of future policy performance. Coverage is subject to the terms and conditions of the policy. This illustration is not valid without all 30 pages.

TRANSAMERICA FINANCIAL CHOICE IULSM II

Flexible Premium Adjustable Life Insurance with Index Account Options

NARRATIVE SUMMARY

Non-Guaranteed Projections

Non-Guaranteed values are based on non-guaranteed elements and assumptions.

- The premiums, credited interest rates, benefits, values, charges, or elements of formulas used to determine any of these, that are subject to company discretion and are not guaranteed. An element is considered non-guaranteed if any of the underlying non-guaranteed elements are used in its calculation.
- The non-guaranteed values are based on the company's current rates and charges. These include the interest rates, Policy Fee, Premium Expense Charge, Per Unit Charge, Index Account Monthly Charge and Monthly Cost of Insurance rates. These benefits and values are not guaranteed. The assumptions on which they are based are subject to change by the company. Any such changes will depend on future costs and factors such as, but not limited to, mortality, interest, option costs, persistency, expenses, reinsurance costs, and state and federal taxes.
- This illustration assumes that the currently illustrated non-guaranteed elements will continue unchanged for all years shown. This is not likely to occur. Actual results may be more or less favorable.
- In the case of nonpayment of premium or insufficient premium amounts the monthly deductions will continue to be applied against the Policy Value and additional premiums may be required to keep the Policy in force.
- Please also see the Guaranteed values and definition in the Narrative Summary.

Account Option Concepts

Account Options

The Account Options currently available in the policy are the Basic Interest Account and the Index Accounts.

Basic Interest Account

Any net premium allocated to the Basic Interest Account ("BIA") goes immediately into this fixed fund on the date the premium is applied. Basic Interest Account interest is compounded daily and credited monthly on the Monthly Date.

Beginning Date

The Beginning Date is the first day of an Index Account Segment period and will be on a Sweep Date. The Beginning Date is reset on the Segment's Ending Date.

Cap

The Cap is the maximum Index Change that can be used to determine the Excess Index interest credited to an Index Account segment. Each Index Account segment may have a different Cap. A Cap will be declared for each Index Account segment. The Cap may increase or decrease on each segment beginning date and may differ between Index Account segments. Once a Cap is declared for an Index Account segment it applies until the segment ending date. Each subsequent Cap will be determined as of each Index Account segment's beginning date.

Ending Date

The Ending Date is the last day of an Index Account Segment period which becomes the Beginning Date of the next Segment period.

This is an illustration only, not an offer, contract, or promise of future policy performance. Coverage is subject to the terms and conditions of the policy. This illustration is not valid without all 30 pages.

TRANSAMERICA FINANCIAL CHOICE IULSM II

Flexible Premium Adjustable Life Insurance with Index Account Options

NARRATIVE SUMMARY

Floor This is the Guaranteed Minimum Interest Rate that the Company will credit on the Index Accounts. This product has a 0.25% floor for the Index Accounts.

Index Account Segment A component of an Index Account. Each Index Account segment will have its Index Interest calculated separately from other Index Account segments. Excess Index Interest is only calculated on the Ending Date of the segment.

Segment Period 12 month point to point

Participation Rate A value used to determine the Excess Index Interest rate for Index Accounts. The Participation Rate is applied before the Cap and Floor are applied. The illustrated rate selected is assumed to be after the participation rate is applied. The illustrated rates you choose will be the rates used in determining excess interest shown in this illustration.

	NON-GUARANTEED CURRENT	GUARANTEED		
Participation Rate	Global Index Account	100%	Global Index Account	50%
	Global Plus Index Account	100%	Global Plus Index Account	100%
	S&P 500 [®] Index Account	100%	S&P 500 [®] Index Account	100%
	S&P 500 [®] Plus Index Account	100%	S&P 500 [®] Plus Index Account	100%
	Fidelity SMID Multifactor Index SM Account	225%	Fidelity SMID Multifactor Index SM Account	50%
	Balanced Uncapped Index Account	110%	Balanced Uncapped Index Account	20%

Index Value The value of an Index as stated by its publisher. The values we use are based on the following currencies:

- S&P 500[®]: United States Dollars
- EURO STOXX 50[®]: Euros
- Nikkei 225SM Index: Japanese Yen
- Fidelity Small-Mid Multifactor IndexSM 5% ER: United States Dollars

If the Index is published for the applicable date, we use the closing value for that date. Otherwise, we use the next published closing value.

For each of the EURO STOXX 50[®] and the Nikkei 225SM, we use the value that is published on the next day after the applicable date on which both that Index and the S&P 500[®] are published.

This is an illustration only, not an offer, contract, or promise of future policy performance. Coverage is subject to the terms and conditions of the policy. This illustration is not valid without all 30 pages.

TRANSAMERICA FINANCIAL CHOICE IULSM II

Flexible Premium Adjustable Life Insurance with Index Account Options

NARRATIVE SUMMARY

Excess Index Interest

Any interest credited to an Index Account segment in excess of interest credited at the Index Account Guaranteed Minimum Interest Rate. Any Excess Index Interest for a segment will only be credited as of that segment's ending date. Excess Index Interest for an Index Account segment as of its ending date is calculated as follows:

{(A multiplied by B adjusted by C) multiplied by D minus E} where:

A is the Index Change

B is the Participation Rate

C is the product of A and B will be adjusted so that it is no less than zero and no greater than the relevant Cap, if applicable

D is the Segment's adjusted beginning value

E is any interest previously credited to the Segment during the Segment Period at the Index Account Guaranteed Minimum Interest Rate

We determine the segment's adjusted beginning value by starting with any value renewing from a prior segment period, after we have applied any Excess Index Interest and any Persistency Credit for that period and deducted any transfers from the segment occurring at that time. Then we add any net premiums, loan repayments and transfers applied to the segment on its beginning date.

Finally, we subtract the following activity occurring in the segment during the segment period:

1. Any amounts deducted on account of withdrawals;
2. Any amounts transferred on account of conventional policy loans;
3. Any amounts deducted on account of Partial Surrender Charges;
4. One half of the amounts taken for Monthly Deductions; and
5. One half of the amounts taken for Index Account Monthly Charges.

Beginning in the 8th policy year, you will receive prorated interest credit for the number of complete months the loan or withdrawal amount was in the index accounts.

The Excess Index Interest credited to an Index Account segment will never be less than zero.

This is an illustration only, not an offer, contract, or promise of future policy performance. Coverage is subject to the terms and conditions of the policy. This illustration is not valid without all 30 pages.

TRANSAMERICA FINANCIAL CHOICE IULSM II

Flexible Premium Adjustable Life Insurance with Index Account Options

NARRATIVE SUMMARY

Minimum and Maximum of the 25-Year Compounded Average Annual Rates

The Benchmark Index Account is a hypothetical index account defined in the NAIC Actuarial Guideline 49 which governs many aspects of Index Universal Life illustrations. This product has index accounts which differ from this Benchmark Index Account. The minimum and maximum compounded average annual rates are shown for the Benchmark Index Account and the index accounts offered in this product.

INDEX ACCOUNT	MIN	MAX	FLOOR	CAP
BENCHMARK	4.10%	8.27%	0.00%	11.00%
GLOBAL	5.65%	7.93%	0.25%	11.00%
GLOBAL PLUS	7.09%	9.96%	0.25%	15.50%
S&P 500*	3.79%	7.38%	0.25%	9.25%
S&P 500* PLUS	4.38%	8.73%	0.25%	11.75%
FIDELITY SMID MULTIFACTOR*	N/A	N/A	0.25%	N/A
BALANCED UNCAPPED*	N/A	N/A	0.25%	N/A

* Historical data of the index does not exist for the full 65-year time period.

The rates shown here are determined by, first, calculating the 12 month point to point returns applying a specified cap and floor to each return. This is done for each 12 month segment in a 25-year duration. Then 25-year compounded average annual rates are calculated. This step is repeated for each 25-year duration over the 65 year period ending 12/15/2023. These rates are not intended as an indication of future performance and are not guaranteed. Actual credited rates may be higher or lower.

This is an illustration only, not an offer, contract, or promise of future policy performance. Coverage is subject to the terms and conditions of the policy. This illustration is not valid without all 30 pages.

TRANSAMERICA FINANCIAL CHOICE IULSM II

Flexible Premium Adjustable Life Insurance with Index Account Options

NARRATIVE SUMMARY

Historical Index Return

The look-back periods are for illustrative purposes only. The IUL policy was not available during all of the time periods shown. Participation (Par) Rates and Caps are subject to change at the discretion of the Company and will be different over different time periods. Any change to those rates would produce different hypothetical results. Index changes measured on different dates would produce different hypothetical results. The 5, 10, 15, 20, and 25 year averages are geometric averages of one-year historical index changes (excluding dividends) ending **December 15th** for each calendar year shown. Monthly deductions and other policy fees and charges are not taken into consideration. Past index performance is not an indication of future index performance.

To see a full breakdown of index account performance, [click here](#).

CALENDAR YEAR	GLOBAL INDEX ACCOUNT		GLOBAL PLUS INDEX ACCOUNT		S&P 500* INDEX ACCOUNT		S&P 500* PLUS INDEX ACCOUNT	
	Cap Rate	11.00%	Cap Rate	15.50%	Cap Rate	9.25%	Cap Rate	11.75%
	Index Floor	0.25%	Index Floor	0.25%	Index Floor	0.25%	Index Floor	0.25%
	Index Charge (IAMC)	N/A	Index Charge (IAMC)	1% (Annualized)	Index Charge (IAMC)	N/A	Index Charge (IAMC)	1% (Annualized)
	GLOBAL INDEX CHANGE	ACCOUNT CHANGE AFTER APPLYING THE CAP & FLOOR	ACCOUNT CHANGE AFTER APPLYING THE CAP & FLOOR	S&P 500* INDEX CHANGE	ACCOUNT CHANGE AFTER APPLYING THE CAP & FLOOR	ACCOUNT CHANGE AFTER APPLYING THE CAP & FLOOR	ACCOUNT CHANGE AFTER APPLYING THE CAP & FLOOR	ACCOUNT CHANGE AFTER APPLYING THE CAP & FLOOR
2004	10.30%	10.30%	10.30%	12.89%	9.25%	11.75%		
2005	20.10%	11.00%	15.50%	5.41%	5.41%	5.41%		
2006	14.10%	11.00%	14.10%	12.29%	9.25%	11.75%		
2007	0.58%	0.58%	0.58%	1.32%	1.32%	1.32%		
2008	(41.68%)	0.25%	0.25%	(39.93%)	0.25%	0.25%		
2009	23.37%	11.00%	15.50%	27.56%	9.25%	11.75%		
2010	5.18%	5.18%	5.18%	11.49%	9.25%	11.49%		
2011	(11.27%)	0.25%	0.25%	(1.58%)	0.25%	0.25%		
2012	18.35%	11.00%	15.50%	17.65%	9.25%	11.75%		
2013	27.29%	11.00%	15.50%	24.90%	9.25%	11.75%		
2014	8.52%	8.52%	8.52%	11.37%	9.25%	11.37%		
2015	6.78%	6.78%	6.78%	2.70%	2.70%	2.70%		
2016	5.82%	5.82%	5.82%	10.70%	9.25%	10.70%		
2017	15.99%	11.00%	15.50%	18.29%	9.25%	11.75%		
2018	(8.18%)	0.25%	0.25%	(4.85%)	0.25%	0.25%		
2019	21.89%	11.00%	15.50%	25.35%	9.25%	11.75%		
2020	8.40%	8.40%	8.40%	15.77%	9.25%	11.75%		
2021	21.04%	11.00%	15.50%	27.48%	9.25%	11.75%		
2022	(10.98%)	0.25%	0.25%	(17.29%)	0.25%	0.25%		
2023	20.03%	11.00%	15.50%	21.14%	9.25%	11.75%		
5-YEAR AVERAGE	11.31%	8.25%	10.86%	13.14%	7.39%	9.35%		
10-YEAR AVERAGE	8.36%	7.33%	9.05%	10.20%	6.73%	8.29%		
15-YEAR AVERAGE	9.44%	7.42%	9.43%	11.95%	6.95%	8.63%		
20-YEAR AVERAGE	6.36%	7.19%	9.06%	7.71%	6.46%	7.96%		
25-YEAR AVERAGE	4.75%	6.63%	8.44%	5.76%	5.92%	7.30%		

The Index Accounts will never be credited less than the Index Account Guaranteed Minimum Interest Rate and have the potential to be credited with Excess Index Interest up to the current Cap, if the index is subject to a Cap.

This is an illustration only, not an offer, contract, or promise of future policy performance. Coverage is subject to the terms and conditions of the policy. This illustration is not valid without all 30 pages.

TRANSAMERICA FINANCIAL CHOICE IULSM II

Flexible Premium Adjustable Life Insurance with Index Account Options

NARRATIVE SUMMARY

Historical Index Return

The look-back periods are for illustrative purposes only. The IUL policy was not available during all of the time periods shown. Participation (Par) Rates and Caps are subject to change at the discretion of the Company and will be different over different time periods. Any change to those rates would produce different hypothetical results. Index changes measured on different dates would produce different hypothetical results. The 5, 10, 15, 20, and 25-year averages shown are the geometric averages of one-year historical index changes (excluding dividends) ending **December 15th** for each calendar year shown. Monthly deductions and other policy fees and charges are not taken into consideration. Past index performance is not an indication of future index performance.

To see a full breakdown of index account performance, [click here](#).

CALENDAR YEAR	BALANCED UNCAPPED INDEX ACCOUNT		FIDELITY SMID MULTIFACTOR INDEX SM ACCOUNT	
	Par Rate	110%	Par Rate	225%
	Index Floor	0.25%	Index Floor	0.25%
	Index Charge (IAMC)	0.15% (Annualized)	Index Charge (IAMC)	N/A
	BALANCED UNCAPPED INDEX CHANGE	ACCOUNT CHANGE AFTER APPLYING THE PAR RATE & FLOOR	FIDELITY SMID MULTIFACTOR INDEX SM CHANGE	ACCOUNT CHANGE AFTER APPLYING THE PAR RATE & FLOOR
2004	9.49%	10.44%	9.12%	20.53%
2005	14.85%	16.33%	0.53%	1.19%
2006	8.42%	9.26%	1.07%	2.41%
2007	(3.20%)	0.25%	(0.96%)	0.25%
2008	(27.60%)	0.25%	1.31%	2.95%
2009	16.79%	18.46%	3.69%	8.30%
2010	7.70%	8.47%	10.19%	22.92%
2011	(3.18%)	0.25%	10.51%	23.65%
2012	13.67%	15.04%	6.26%	14.09%
2013	29.24%	32.17%	8.80%	19.79%
2014	8.83%	9.72%	4.48%	10.08%
2015	5.71%	6.28%	0.83%	1.87%
2016	6.06%	6.67%	5.51%	12.40%
2017	14.74%	16.22%	7.78%	17.51%
2018	(5.19%)	0.25%	(4.63%)	0.25%
2019	15.47%	17.01%	9.38%	21.10%
2020	9.62%	10.58%	1.20%	2.70%
2021	12.67%	13.94%	1.45%	3.26%
2022	(10.09%)	0.25%	(7.47%)	0.25%
2023	13.49%	14.84%	0.09%	0.25%
5-YEAR AVERAGE	7.79%	11.17%	0.79%	5.24%
10-YEAR AVERAGE	6.81%	9.42%	1.74%	6.72%
15-YEAR AVERAGE	8.62%	11.06%	3.74%	10.23%
20-YEAR AVERAGE	6.16%	10.06%	3.34%	8.96%
25-YEAR AVERAGE	4.86%	9.48%	3.80%	9.80%

Fidelity Small-Mid Multifactor IndexSM 5% ER inception was 11/10/2022. Returns of the Fidelity Small-Mid Multifactor IndexSM 5% ER prior to inception represent hypothetical pre-inception index performance (PIP) and returns for time frames after this date reflect actual index performance. PIP is based on criteria applied retroactively with the benefit of hindsight and knowledge of factors that may have positively affected performance. Actual performance of the index may vary significantly from PIP data. The level of Fidelity Small-Mid Multifactor IndexSM 5% ER is calculated on an excess return basis (net of a notional financing cost) and reflects the daily deduction of a fee of 0.50% per annum. The fee is not related to an investment product. The hypothetical performance information presented herein does not reflect fees and expenses that an investor would pay in a fixed index investment product. It is not possible to invest directly in an index. All market indices are unmanaged. Not intended to represent the performance of any fixed index investment product. Source: Fidelity Investments as of 3/31/2024.

The Index Accounts will never be credited less than the Index Account Guaranteed Minimum Interest Rate and have the potential to be credited with Excess Index Interest up to the current Cap, if the index is subject to a Cap.

This is an illustration only, not an offer, contract, or promise of future policy performance. Coverage is subject to the terms and conditions of the policy. This illustration is not valid without all 30 pages.

TRANSAMERICA FINANCIAL CHOICE IULSM II

Flexible Premium Adjustable Life Insurance with Index Account Options

NARRATIVE SUMMARY

Index License Disclosures

Important information regarding S&P 500[®] Index:

The S&P 500 Index is a product of S&P Dow Jones Indices LLC ("SPDJI"), as has been licensed for use by the Company. Standard & Poor's[®], S&P[®], and S&P 500[®] are registered trademarks of Standard & Poor's Financial Services LLC ("S&P"); Dow Jones[®] is a registered trademark of Dow Jones Trademark Holdings LLC ("Dow Jones"); and these trademarks have been licensed for use by SPDJI and sublicensed for certain purposes by the Company. This policy is not sponsored, endorsed, sold, or promoted by SPDJI, Dow Jones, S&P, their respective affiliates, and none of such parties make any representation regarding the advisability of purchasing such policy nor do they have any liability for any errors, omissions, or interruptions of the S&P 500 Index.

Important information regarding EURO STOXX 50[®] Index:

The EURO STOXX 50[®] (Index Trademark) is the intellectual property (including registered trademarks) of STOXX Limited, Zurich, Switzerland ("STOXX"), Deutsche Börse Group or their licensors, which is used under license. This fixed index life product ("Licensed Product") is neither sponsored nor promoted, distributed or in any other manner supported by STOXX, Deutsche Börse Group or their licensors, research partners or data providers and STOXX, Deutsche Börse Group and their licensors, research partners or data providers do not give any warranty, and exclude any liability (whether in negligence or otherwise) with respect thereto generally or specifically in relation to any errors, omissions, or interruptions in the EURO STOXX 50[®] or its data.

Important information regarding the Nikkei 225SM

Nikkei Inc. is the sole exclusive owner of the copyright and other intellectual property rights in the Nikkei Stock Average (Nikkei 225SM) itself and the methodology to calculate the Nikkei Stock Average. The intellectual property and any other rights in the marks to indicate Nikkei and the Nikkei 225SM shall be vested in Nikkei Inc.

Nikkei Inc. does not sponsor, support, sell or market Transamerica Financial Choice IULSM II. Transamerica Financial Choice IULSM II is managed exclusively at the risk of the Transamerica Life Insurance Company and Nikkei Inc. shall assume no obligation or responsibility for management of and transactions involving Transamerica Financial Choice IULSM II.

Nikkei Inc. shall not have the obligation to continuously announce the Nikkei 225SM and shall not be liable for any error, delay, interruption, suspension or cessation of announcement thereof. Nikkei Inc. shall have the right to change the description of the stocks included in the Nikkei 225SM, the calculation methodology of the Nikkei 225SM or any other details of the Nikkei 225SM.

This is an illustration only, not an offer, contract, or promise of future policy performance. Coverage is subject to the terms and conditions of the policy. This illustration is not valid without all 30 pages.

TRANSAMERICA FINANCIAL CHOICE IULSM II

Flexible Premium Adjustable Life Insurance with Index Account Options

NARRATIVE SUMMARY

Important information regarding Fidelity Small-Mid Multifactor IndexSM 5% ER:

The Fidelity Small-Mid Multifactor IndexSM 5% ER, also called the Fidelity SMID Multifactor IndexSM, (the "Index") is a product of Fidelity Product Services LLC ("FPS"). It is a rules-based index that utilizes a dynamic asset allocation approach which blends multiple factors with the characteristics of stocks of small and mid-capitalization U.S. companies along with U.S. Treasuries, which may reduce volatility over time. Fidelity is a trademark of FMR LLC. The Index has been licensed for use for certain purposes by Transamerica Life Insurance Company ("the Company") on behalf of the Transamerica Financial Choice IULSM II ("policy"). This index is based on an excess return design, meaning that index returns are netted against a risk-free return. It is a volatility controlled index, which means that the index composition will change over time and in particular when market volatility changes. The effect of the excess return design and the volatility control may limit returns when equity index returns are high.

FPS does not make any warranty or representation as to the accuracy, completeness, or availability of the Index or information included in the Index and shall have no responsibility or liability for the impact of any inaccuracy, incompleteness, or unavailability of the Index or such information. Neither FPS nor any other party involved in, or related to, making or compiling the Index makes any representation or warranty, express or implied, to the policy owner, the Company, or any member of the public regarding the advisability of purchasing life insurance generally or the policy particularly, the legality of the policy under applicable federal securities, state insurance and tax laws, the ability of the policy to track the performance of the Index, any other index or benchmark or general market or other asset class performance, or the results, including, but not limited to, performance results, to be obtained by the Company, the policy, policy owners, or any other person or entity. FPS does not provide investment advice to the Company with respect to the policy, or to the policy owners.

The Company exercises sole discretion in determining whether and how the policy will be linked to the value of the Index. FPS does not provide investment advice to the policy, the policy owners, or any other person or entity with respect to the Index and in no event shall any policy owner be deemed to be a client of FPS.

Neither FPS nor any other party involved in, or related to, making or compiling the Index has any obligation to continue to provide the Index to the Company with respect to the policy. In the event that the Index is no longer available to the policy or policy owners, the Company may seek to replace the Index with another suitable index, although there can be no assurance that one will be available.

FPS disclaims all warranties, express or implied, including all warranties of merchantability or fitness for a particular purpose or use. FPS shall have no responsibility or liability with respect to the policy.

This is an illustration only, not an offer, contract, or promise of future policy performance. Coverage is subject to the terms and conditions of the policy. This illustration is not valid without all 30 pages.

TRANSAMERICA FINANCIAL CHOICE IULSM II

Flexible Premium Adjustable Life Insurance with Index Account Options

NARRATIVE SUMMARY

Taxation

Information regarding a Modified Endowment Contract

Amounts received under modified endowment contracts are treated first as taxable income and then as return of basis. Thus, for example, cash withdrawals, loans, and amounts received upon a partial surrender of the contract are includible in gross income to the extent that the contract's cash surrender value exceeds the taxpayer's investment in the contract. In addition, a 10-percent (10%) additional tax applies to any taxable withdrawals before age 59 1/2, except for payments attributable to disability. The additional tax applies as well to amounts withdrawn on termination of the policy. Under the Federal Income Tax Law, a life insurance contract becomes a MEC when actual premiums paid exceed a specified 7-Pay premium limit applicable initially for the first seven policy years and may also become a MEC when there are certain material changes are made to the policy. New 7-Pay premium limits for succeeding seven-year periods may be established for the policy as a result of certain changes in policy terms or benefits. The amount of any loan, including capitalized interest, taken from a MEC also is treated as a distribution. In addition, distributions made within two years before a contract becomes a MEC are treated as made under a MEC. All MECs issued by Transamerica Life Insurance Company and its affiliates to the same owner during any calendar year will be treated as one MEC. If there is an IRC Section 1035 Exchange of a life insurance contract that is not a MEC for another life insurance contract, the cash value in the existing contract will be reflected in the 7-pay premium limit calculation for the new contract following the exchange. If the original policy was a MEC, the new policy received in exchange will also be a MEC. You should consult with your qualified tax advisor regarding the tax implications of MECs and life insurance policy.

An "&" in the code column indicates a Modified Endowment Contract ("MEC"). Based on the premium payments and activities illustrated, this policy will not become a Modified Endowment Contract ("MEC").

This is an illustration only, not an offer, contract, or promise of future policy performance. Coverage is subject to the terms and conditions of the policy. This illustration is not valid without all 30 pages.

TRANSAMERICA FINANCIAL CHOICE IULSM II

Flexible Premium Adjustable Life Insurance with Index Account Options

NARRATIVE SUMMARY

Guideline Premium Test

The tax code defines a life insurance contract for federal income tax purposes. The illustrated policy satisfies the definition of life insurance for federal income tax purposes using the Guideline Premium Test (GPT). The GPT requires that the premiums paid on a life insurance policy must not exceed the maximum guideline premium limitation, calculated as set forth in IRC Section 7702. The limitation is equal to the greater of (a) the Guideline Single Premium or (b) the sum of the Guideline Annual Premiums to that time. Additionally, the GPT requires that a certain minimum margin be maintained between the death benefit and the Policy Value.

To ensure compliance with federal income tax law, Transamerica Life Insurance Company will monitor the level of death benefit and premiums, and reserves the right to adjust the death benefit and limit or refund any amount of premium, to preserve the qualification of the policy as a life insurance contract. As provided in the policy, Transamerica Life Insurance Company will automatically adjust the death benefit to maintain the required minimum margin between the and the death benefit in order to preserve the qualification of the policy as a life insurance contract. Please note that the death benefit may increase and then decrease to maintain the minimum margin.

Increasing the death benefit may increase the cost of insurance charges for the policy. Changes or transactions that result in a reduction of benefits may require a distribution of cash from the policy to you in order to maintain the status of the policy as a life insurance contract for federal tax purposes. If your policy is not a Modified Endowment Contract (MEC), some or all of a distribution that is required due to a benefit reduction in the first fifteen policy years may be taxable as ordinary income and distributions in later years will be non-taxable to the extent of your basis in the policy. If your policy is a MEC, a distribution in any year If a policy constitutes a modified endowment contract, any distribution, including a loan, is taxable as income to the extent that the cash value in the policy immediately prior to the distribution exceeds the investment in the contract.

Under the GPT, distributions required as a result of a requested change or transaction may be required in the year of the change and in future years thereafter.

Transamerica Life Insurance Company and its agents cannot give tax, legal, or accounting advice. Please consult your personal tax advisor, attorney, or accountant.

Target:	\$4,092.00	Guideline Single Premium:	\$78,110.00
7-Pay:	\$19,094.00	Guideline Annual Premium:	\$5,064.00
Initial Minimum No Lapse Premium:	\$2,865.00		

This is an illustration only, not an offer, contract, or promise of future policy performance. Coverage is subject to the terms and conditions of the policy. This illustration is not valid without all 30 pages.

TRANSAMERICA FINANCIAL CHOICE IULSM II

Flexible Premium Adjustable Life Insurance with Index Account Options

Valued Client

Male, Age 35 Preferred Elite
 Riders: OPR, TI
 Life Insurance Test: Guideline Premium Test

Initial Monthly Premium: \$341.00

Initial Face Amount: \$300,000
 Death Benefit Option: Level

NUMERIC SUMMARY

Year	Age	Premium Outlay	GUARANTEED PROJECTIONS Interest Rate 0.25%		NON-GUARANTEED MIDPOINT PROJECTIONS Interest Rate 3.41%		NON-GUARANTEED CURRENT PROJECTIONS Interest Rate 6.57%	
			Cash Surrender Value	Death Benefit	Cash Surrender Value	Death Benefit	Cash Surrender Value	Death Benefit
5	40	\$4,092	\$6,215	\$300,000	\$8,147	\$300,000	\$10,264	\$300,000
10	45	\$4,092	\$20,040	\$300,000	\$26,260	\$300,000	\$33,902	\$300,000
20	55	\$4,092	\$36,975	\$300,000	\$63,448	\$300,000	\$103,025	\$300,000
35	70	\$4,092	\$40,398	\$300,000	\$141,020	\$300,000	\$345,742	\$397,603

Based on guaranteed rates and charges, coverage terminates in year 43.

Based on non-guaranteed midpoint rates and charges, coverage will not terminate.

Based on the non-guaranteed current rates and charges, coverage will not terminate.

If the planned premium payment is insufficient to provide the coverage desired, this illustration will show the death benefit to be expired (as indicated by "0"). This means that the policy and any riders will lapse unless a higher premium is paid, a higher interest rate has been credited, benefits are reduced, or current charges are more favorable than those used in this illustration. In the case of nonpayment of premium or insufficient premium amounts the monthly deductions will continue to be applied against the Policy Value and additional premiums may be required to keep the Policy in force.

The Minimum Monthly No Lapse Premium of \$238.75 is the minimum premium necessary to avoid lapse of the policy during your 20-year No Lapse Period. During the No Lapse Period, the policy will not lapse as long as the sum of the premiums paid (net of outstanding loans and/or withdrawals) meet or exceed the sum of the Minimum Monthly No Lapse Premium requirements to date. After the No Lapse Period expires, you may be required to pay additional premiums in order to avoid lapse of the policy.

Guaranteed Projections - Values and benefits shown in these columns are based on a guaranteed minimum interest rate of 1.00% for the Basic Interest Account and 0.25% for each of the Index Accounts, guaranteed policy fee, guaranteed premium expense charge, guaranteed per unit charge, guaranteed Index Account Monthly Charge and guaranteed Monthly Cost of Insurance rates.

The non-guaranteed projections shown are hypothetical and may not apply to an actual policy. Non-guaranteed rates and values are not guaranteed, based on the company's current scale of non-guaranteed elements and subject to change by the company. In the case of nonpayment of premium or insufficient premium amounts the monthly deductions will continue to be applied against the policy value and additional premiums may be required to keep the policy in force. Actual results may be more or less favorable. Please see the guaranteed projections and the description of guaranteed projections in the narrative summary. This is an illustration only, not an offer, contract, or promise of future policy performance. Coverage is subject to the terms and conditions of the policy. This illustration is not valid without all 30 pages.

TRANSAMERICA FINANCIAL CHOICE IULSM II

Flexible Premium Adjustable Life Insurance with Index Account Options

Valued Client

Male, Age 35 Preferred Elite
 Riders: OPR, TI
 Life Insurance Test: Guideline Premium Test

Initial Monthly Premium: \$341.00

Initial Face Amount: \$300,000
 Death Benefit Option: Level

NUMERIC SUMMARY

Non-Guaranteed Projections

This illustration includes three different sets of Non-Guaranteed projections:

Alternate	Values and benefits shown in these columns are based on an assumed interest rate of 2.50% for all Account options, and the company's current rates and charges.
Midpoint	Values and benefits shown in these columns are based on <ul style="list-style-type: none"> ▪ Credited interest at rates that are the average of the company's guaranteed rates and the hypothetical illustrated rates and ▪ Charges that are the average of the company's guaranteed charges and the current charges.
Current	Values and benefits shown in these columns are based on an assumed interest rate of 2.50% for the Basic Interest Account, current rates and charges and on the following hypothetical Illustrated Rates for the Index Account(s):

Non-Guaranteed Hypothetical Rates	INDEX ACCOUNTS					
	Global	Global Plus	S&P 500®	S&P 500® Plus	Fidelity SMID Multifactor SM	Balanced Uncapped
Illustrated Rates:	6.15%	7.15%	6.15%	7.15%	5.68%	6.57%
Maximum Illustrated Rates:	6.15%	7.15%	6.15%	7.15%	5.68%	6.57%

The Illustrated Rates used are not guaranteed. They are only hypothetical examples and are not a prediction of actual performance.

The non-guaranteed projections shown are hypothetical and may not apply to an actual policy. Non-guaranteed rates and values are not guaranteed, based on the company's current scale of non-guaranteed elements and subject to change by the company. In the case of nonpayment of premium or insufficient premium amounts the monthly deductions will continue to be applied against the policy value and additional premiums may be required to keep the policy in force. Actual results may be more or less favorable. Please see the guaranteed projections and the description of guaranteed projections in the narrative summary. This is an illustration only, not an offer, contract, or promise of future policy performance. Coverage is subject to the terms and conditions of the policy. This illustration is not valid without all 30 pages.

TRANSAMERICA FINANCIAL CHOICE IULSM II

Flexible Premium Adjustable Life Insurance with Index Account Options

Valued Client

Male, Age 35 Preferred Elite
 Riders: OPR, TI
 Life Insurance Test: Guideline Premium Test

Initial Monthly Premium: \$341.00

Initial Face Amount: \$300,000
 Death Benefit Option: Level

NUMERIC SUMMARY

SIGNATURES

I have received a copy of this illustration and understand that any non-guaranteed elements illustrated are subject to change and could be either higher or lower. The agent has told me they are not guaranteed and that this is a hypothetical illustration and it is not intended to predict actual performance of the policy.

I also understand that this contract is subject to an index formula. The changes in the indexes and application of the index formula may result in contract benefits that are higher or lower than are illustrated. The agent has described the index formula and how changes in the indexes may affect contract benefits.

OWNER SIGNATURE

DATE

I certify that this illustration has been presented to the applicant and that I have explained that any non-guaranteed elements illustrated are subject to change. I have also explained the illustrated index formula and described the indexes. I have made no statements that are inconsistent with the illustration.

AUTHORIZED COMPANY REPRESENTATIVE SIGNATURE

DATE

INDEX UNIVERSAL LIFE INSURANCE IS NOT A SECURITY and index universal life insurance policies are not an investment in the stock market or in the indexes. Excess Index Interest is based, in part, on index performance.

Past performance of an index is not an indication of future index performance. There is no guarantee that any Excess Index Interest will be credited above the guaranteed minimum interest rate for the Index Account(s). Additionally, there is no guarantee that the company will declare an interest rate greater than the guaranteed minimum interest rate for the Basic Interest Account.

The non-guaranteed projections shown are hypothetical and may not apply to an actual policy. Non-guaranteed rates and values are not guaranteed, based on the company's current scale of non-guaranteed elements and subject to change by the company. In the case of nonpayment of premium or insufficient premium amounts the monthly deductions will continue to be applied against the policy value and additional premiums may be required to keep the policy in force. Actual results may be more or less favorable. Please see the guaranteed projections and the description of guaranteed projections in the narrative summary. This is an illustration only, not an offer, contract, or promise of future policy performance. Coverage is subject to the terms and conditions of the policy. This illustration is not valid without all 30 pages.

Agent: Patty Begley
 11/8/2024 03:46:58
 ICC24 TPIU11IC-0224
 ICC 3478994


TRANSAMERICA FINANCIAL CHOICE IULSM II

Flexible Premium Adjustable Life Insurance with Index Account Options

SUMMARY OF ACCELERATED DEATH BENEFITS

Transamerica Financial Choice IULSM II pays a death benefit designed to help beneficiaries, but it also offers additional flexibility throughout one's life with Living Benefits. The Living Benefit rider allows for the death benefit to be accelerated and paid to the policy owner in the event of a qualifying terminal illness.

An Accelerated Payout results in a reduction in the death benefit. The death benefit will be reduced by an amount greater than the Accelerated Payout. The reduction in the policy's death benefit will reduce the amounts payable to the beneficiary(ies) upon death.

LIVING BENEFIT	DESCRIPTION	ELIGIBILITY AND QUALIFICATIONS
<p>Terminal Illness</p> 	<p>Allows access to part of the death benefit if the insured becomes terminally ill, helping to ease financial hardship</p>	<p>The insured is diagnosed with an illness or condition that reduces their life expectancy to be 12 months or less.</p>

If the policy's Death Benefit Option is not Level when we approve your request for an Accelerated Death Benefit, we will change the Death Benefit Option to Level, make any Face Amount changes in accordance with the policy, and adjust the Available Death Benefit accordingly.

The Accelerated Payout amounts are calculated as the actuarial present value of future benefits minus the actuarial present value of future premiums. Actuarial present values account for interest, the probability of death and an administrative charge. The present value calculations assume a 6% discount rate which is not guaranteed. The larger the discount rate, generally the smaller the accelerated payout amount will be. Probability of death is based on a mortality table determined by the company.

Benefits accelerated may be taxable and affect eligibility to public assistance in some jurisdictions. Neither Transamerica nor its agents or representatives may provide tax or legal advice. Anyone to whom this material is promoted, marketed, or recommended should consult with and rely on their own independent tax and legal professionals regarding their particular situation and the concepts presented herein.

This is a supplemental illustration, not an offer, contract, or promise of future policy performance, and must be accompanied by the basic life illustration. **PLEASE SEE THE BASIC LIFE ILLUSTRATION FOR GUARANTEED ELEMENTS AND OTHER IMPORTANT INFORMATION.** Coverage is subject to the terms and conditions of the policy.

TRANSAMERICA FINANCIAL CHOICE IULSM II

Flexible Premium Adjustable Life Insurance with Index Account Options

Valued Client

Male, Age 35 Preferred Elite
 Riders: OPR, TI
 Life Insurance Test: Guideline Premium Test

Initial Monthly Premium: \$341.00

Initial Face Amount: \$300,000
 Death Benefit Option: Level

SUMMARY OF ACCELERATED DEATH BENEFITS


Terminal Illness Accelerated Death Benefit Rider

The Maximum Accelerated Death Benefit is 100% of the Available Death Benefit or \$1,500,000, whichever is less. If 100% of the Maximum Accelerated Death Benefit has been accelerated, rider coverage terminates at the time of the Accelerated Payout.

Non-Guaranteed Examples of Terminal Illness Accelerated Death Benefits

Claim Age	Death Benefit	Maximum Death Benefit Acceleration	Maximum Accelerated Payout	Remaining Death Benefit After Maximum Acceleration
37	\$300,000	\$300,000	\$277,136	\$0
63	\$300,000	\$300,000	\$276,778	\$0
90	\$1,368,531	\$1,368,531	\$1,266,158	\$0

At the time of claim, there will be an Administrative Charge for each Accelerated Death Benefit claim processed. Currently the Administrative Charge is \$375. This charge may be adjusted in the future as a result of cost of living increases.

This is a supplemental illustration, not an offer, contract, or promise of future policy performance, and must be accompanied by the basic life illustration. The non-guaranteed projections shown are hypothetical and may not apply to an actual policy. Non-guaranteed rates and values are not guaranteed, based on the company's current scale of non-guaranteed elements and subject to change by the company. In the case of nonpayment of premium or insufficient premium amounts, the monthly deductions will continue to be applied against the policy value and additional premiums may be required to keep the policy in force. Actual results may be more or less favorable. PLEASE SEE THE BASIC LIFE ILLUSTRATION FOR GUARANTEED ELEMENTS AND OTHER IMPORTANT INFORMATION. Coverage is subject to the terms and conditions of the policy.

TRANSAMERICA FINANCIAL CHOICE IULSM II

Flexible Premium Adjustable Life Insurance with Index Account Options

Input Summary - Ledger Case File: Valued Client

Screen: Insured

Revised Illustration	No	Illustration Date	Now
Policy Number		Backdate Illustration	No
Issue State	IA	Issue Age or D.O.B. (mm/dd/yyyy)	35
First Name	Valued	Gender	Male
Last Name	Client	Risk Class	Preferred Elite

Screen: Policy Design

Life Insurance Test	Guideline Premium Test	Premium Mode	Monthly
Death Benefit Option	Level	Planned Initial Lump Sum	0.00
Face Amount	300,000	1035 Exchange	No
Auto Face Reduction	No	Avoid MEC	Yes
Planned Periodic Premiums	Target	Dollar Cost Averaging (DCA)	No

Screen: Indexed Accounts

Allocation Global Index Account	0%	Allocation Fidelity SMID Multifactor Index? Account	0%
Rate Global Index Account	Maximum	Rate Fidelity SMID Multifactor Index? Account	Maximum
Allocation Global Plus Index Account	0%	Allocation Balanced Uncapped Index Account	100%
Rate Global Plus Index Account	Maximum	Rate Balanced Uncapped Index Account	Maximum
Allocation S&P 500® Index Account	0%	Allocation Basic Interest Account	0%
Rate S&P 500® Index Account	Maximum	Rate Basic Interest Account	Current
Allocation S&P 500® Plus Index Account	0%		
Rate S&P 500® Plus Index Account	Maximum		

Screen: Income and Targeting

Distribution Amounts	0.00 Withdraw / Loan From A66 To A85	Tax Due on Withdrawals	Cash
Loan Type	Conventional	Target Cash Value	1,000
Distribution Mode	Monthly	Thru Age/Target Year	A121
Withdrawal Cap	Basis		

Screen: Riders

Living Benefits	Yes	Accidental Death Benefit	No
Terminal Illness Rider	Yes	Base Insured Rider	No
Chronic Illness Rider	No	Children's Benefit	No
Critical Illness Rider	No	Waiver Riders	No
Overloan Protection Rider	Yes	Income Protection Option	No

This is a supplemental illustration, not an offer, contract, or promise of future policy performance, and must be accompanied by the basic life illustration. PLEASE SEE THE BASIC LIFE ILLUSTRATION FOR GUARANTEED ELEMENTS AND OTHER IMPORTANT INFORMATION. Coverage is subject to the terms and conditions of the policy.

TRANSAMERICA FINANCIAL CHOICE IULSM II

Flexible Premium Adjustable Life Insurance with Index Account Options

Screen: Output Design

Bank Option	No	Internal Rate of Return	No
Cover Photo	Bike	Personal Accumulation Strategy	No
Why Transamerica	No	Roth IRA Alternative	No
Snapshot	No	Tax Bracket	24%
Cost and Values Ledger	No	Input Summary	Yes
Non-Guaranteed Current Projections	No		

This is a supplemental illustration, not an offer, contract, or promise of future policy performance, and must be accompanied by the basic life illustration. PLEASE SEE THE BASIC LIFE ILLUSTRATION FOR GUARANTEED ELEMENTS AND OTHER IMPORTANT INFORMATION. Coverage is subject to the terms and conditions of the policy.