



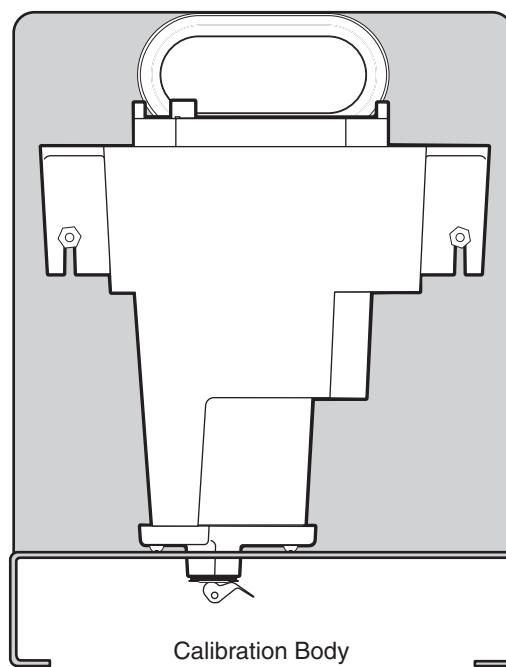
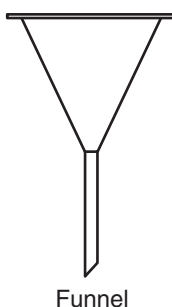
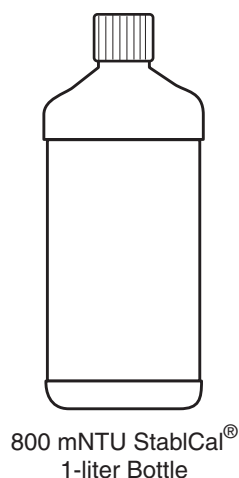
INSTRUCTION SHEET

FilterTrak™ 660 Calibration Kit

General Information

The Calibration Kit, shown in [Figure 1](#), is shipped with the calibration body (stand mounted), a 1-liter bottle of 800 mNTU StabCal® Standard, and a funnel to reduce bubbles when pouring the standard. The 800 mNTU StabCal Standard is assayed and the value is reported on the label to the nearest 1 mNTU. The tolerance of the standard is ± 50 mNTU.

Figure 1 Calibration Kit Components



Calibration Procedure

1. Remove the cover.
2. Rinse the calibration body with deionized water.
3. Drain all deionized water from the body and replace the drain plug.
4. Clean the FilterTrak 660 Nephelometer head assembly as described in the *FilterTrak 660 Laser Nephelometer Instrument Manual* (Cat. No. 52300-18).
5. Gently invert the StabCal Standard bottle 50 times to mix. Each inversion should last 1-3 seconds. **Do not shake the standard.**
6. Place the funnel into the end of the bubble trap, opposite the water intake. See [Figure 2](#).
7. Slowly pour the standard into the funnel.
8. Install the FilterTrak 660 head assembly on the calibration body. See [Figure 3](#). Allow the standard to sit undisturbed in the body for approximately 10–20 minutes before proceeding with the calibration.
9. Calibrate using the instructions in the *FilterTrak 660 Laser Nephelometer Instrument Manual*.

FilterTrak™ 660 Calibration Kit

10. When the calibration is complete, drain the calibration body. The standard cannot be stored for future use.
11. Remove the head assembly and carefully rinse the head assembly and calibration body. Immediately reinstall the head assembly back on the FilterTrak 660 body.
12. Store the calibration body with the cover securely in place.

Figure 2 Pouring the StablCal Standard

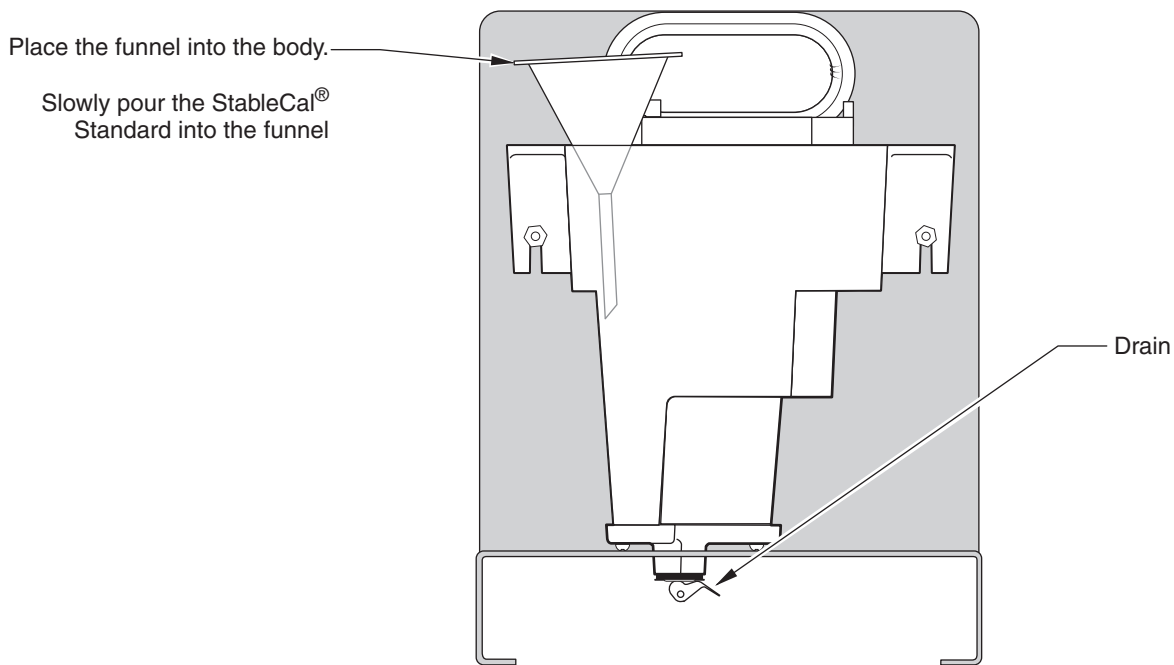
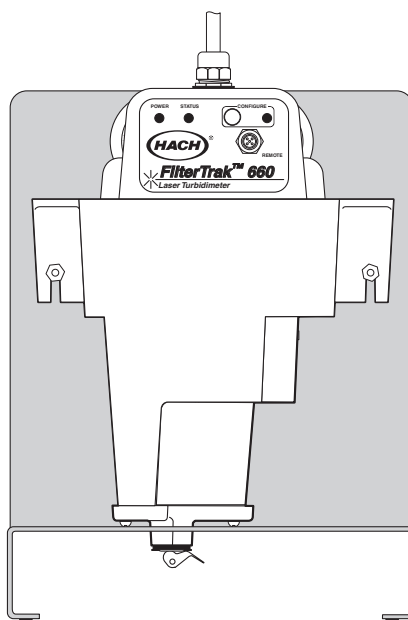


Figure 3 Calibration Body with FilterTrak 660 Head Assembly in Place



FOR TECHNICAL ASSISTANCE, PRICE INFORMATION AND ORDERING:
In the U.S.A. – Call toll-free 800-227-4224
Outside the U.S.A. – Contact the HACH office or distributor serving you.
On the Worldwide Web – www.hach.com; E-mail – techhelp@hach.com

HACH COMPANY
WORLD HEADQUARTERS
Telephone: (970) 669-3050
FAX: (970) 669-2932